
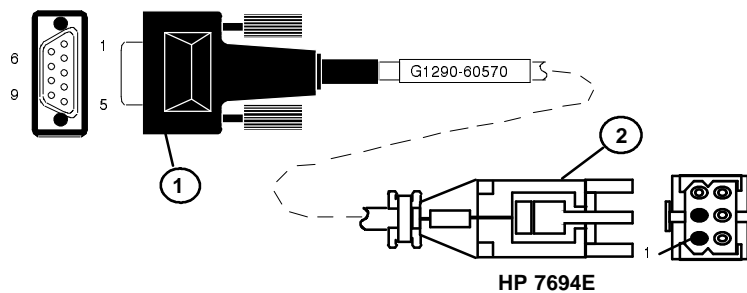

External Cables

7694E



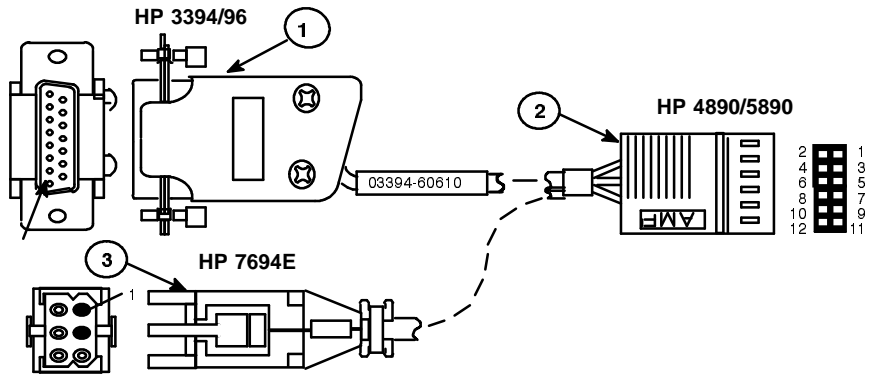
Remote Cables	9 pages
BCD Cables	1 page



Connector 1 — 9 pin (male)	Signal Name	Connector 2
1	GND	4,5
2	Prepare	*
3	Start	6
4	Shut down	*
5	Reserved	*
6	Power on	*
7	Ready	3
8	Stop	*
9	Start request	*

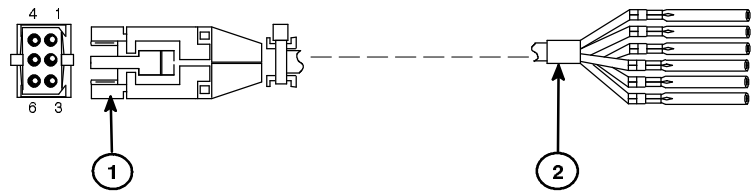
*NC = no connect

7694E Remote Cable, Headspace to HP 6890 GC, HP Part No. G1290-60570



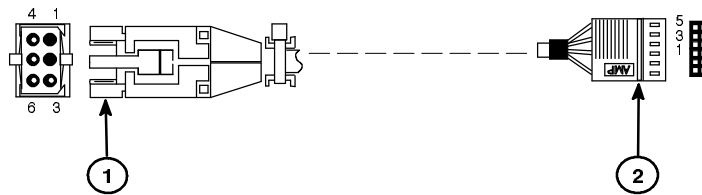
Connector 1— HP 3394/96	Connector 3— HP 19395	Signal Name	Connector 2— HP 5890	Wire Color
—	5	START	1	White
—	6	GND	2	Green
—	3	RDY OUT	5	Black (4-wire)
3	—	SO1	7	Red (2-wire)
9	—	SO2	8	Black (2-wire)
—	4	GND, RDY OUT	9	Red (4-wire)

Figure 3-2 Remote Cable, Headspace to HP 3394/96 and HP 4890A or 5890A, HP Part No. 03394-60610



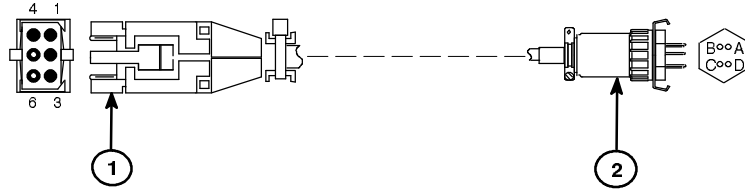
Connector 1	Name	Connector 2 color
1	-24 VDC	White
2	+ 24 VDC	Black
3	Contact closure, start	Green
4	Contact closure, start	Gray
5	Contact closure, sample injection	Brown
6	Contact closure, sample injection	Orange

Figure 3-3 Remote Cable, General Purpose, HP Part No. 500-024-DAN



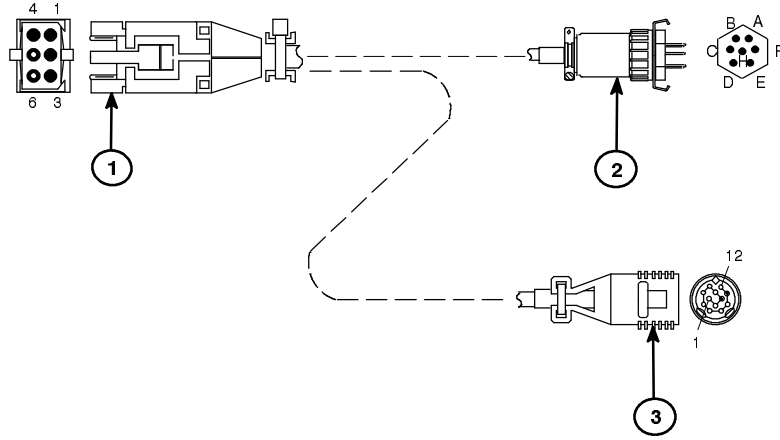
Connector 1	Color	Name	Connector 2
3	Black	Contact closure, start	5
4	Red	Contact closure, start	9
5	White	Contact closure, sample injection	1
6	Green	Contact closure, sample injection	2

Figure 3-4 Remote Cable, Headspace to HP 4890 or 5890, HP Part No. 19395-60500



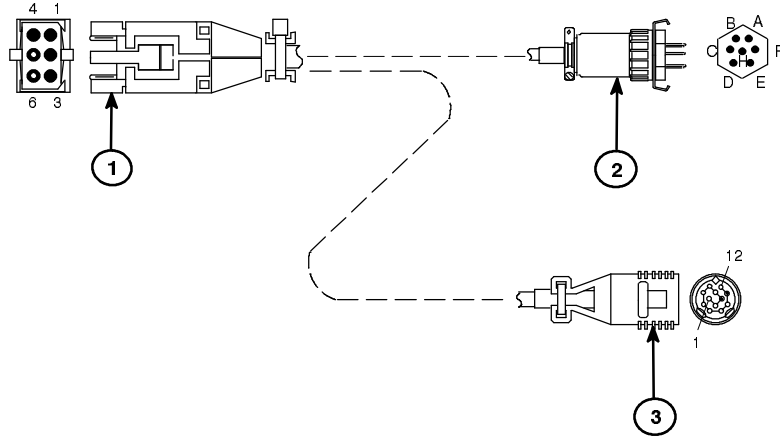
Connector 1	Color	Connector 2
5	black	A
6	red	B

Figure 3-5 Remote Cable, Headspace to HP 4890 or 5880, HP Part No. 19395-60520



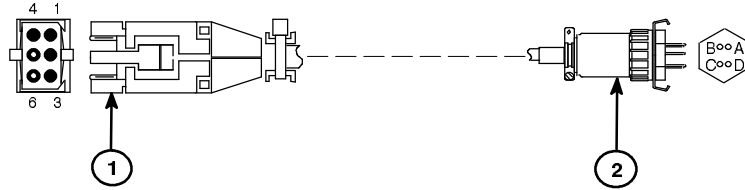
Connector 1	Color	Connector 2	Connector 3
5	red	B	7
6	black	E	2

Figure 3-6 Remote Cable, Headspace to HP 5700 and HP 3390, HP Part No. 19395-60530



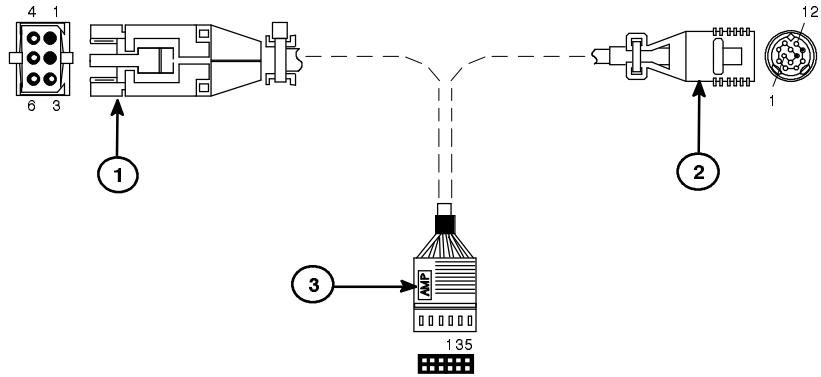
Connector 1	Color	Connector 2	Connector 3
5	red	B	11
6	black	E	3

Figure 3-7 Remote Cable, Headspace to HP 5700 and HP 3392, HP Part No. 19395-60540



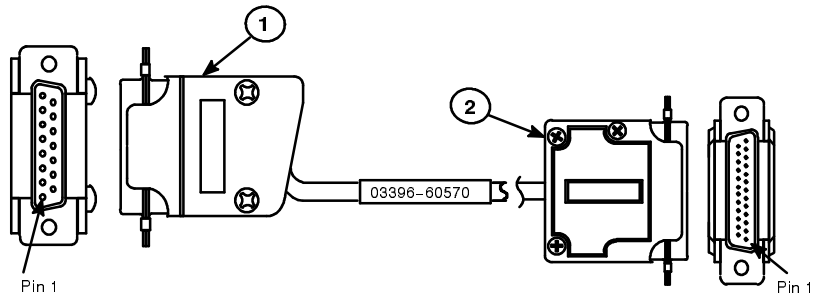
Connector 1	Color	Connector 2
5	red	B
6	black	C

Figure 3-8 Remote Cable, Headspace to HP 18652, HP Part No. 19395-60550



Connector 1	Color	Connector 2	Connector 3
3	red	5	-
4	black	9	-
5	white	1	-
6	green	2	-
-	black	8	2
-	red	7	7

Figure 3-9 Remote Cable, Headspace to HP 5890 and HP 3390, HP Part No. 19395-60560



Connector 1—HP 3396	Signal Name	Wire Color	Connector 2—HP 19395
1	BCD	Yellow	6
2	20	Violet	7 (GND)
3	BCD	White	7 (GND)
4	80	Orange	5
5	BCD	Brown	1
6	40	Green	4
7	BCD	Gray	3
8	10	Red	2
9	BCD 1	Black	7
	BCD 8		
	BCD 4		
	BCD 2		

7694E BCD Sample Cable, HP 3396 Headspace, HP Part No. 03396-60570

Other BCD Cables (described below) are available. Diagrams are not shown.

BCD Cable, Headspace to HP 3396	G1290-60600
BCD Cable, Headspace to HP 3392	G1290-60610
BCD Cable, General Purpose	G1290-60620