Agilent
Trusted Answers

Put Agilent InfinityLab Poroshell 120 Chiral innovation to work for your challenging separations

Application Compendium

Perform fast, high-efficiency chiral separations like never before

Now you don't have to compromise on your chiral separations. InfinityLab Poroshell 120 Chiral columns are the first columns to combine superficially porous particles with innovative chiral stationary phases to deliver:

- Higher performance and speed, compared to totally porous chiral stationary phases
- Ruggedness and reliability with proven Agilent InfinityLab Poroshell 120 particle technology
- Sizes to suit any application: 2.1 and 4.6 mm ID configurations in 50, 100 and 150 mm lengths
- Fast run times, superior peak shape, and high resolution
- Increased throughput and lab productivity with more efficient chiral separations

Perform chiral separations in less than 5 minutes using your existing LC systems

Superficially porous particles provide higher efficiency and sharper peak shapes. Throughput is dramatically improved with shorter runtimes, compared to fully porous particle columns.

Traditional Chiral Separation—totally porous particle

Chirobiotic V2 (250 x 4.6 mm, 5 µm)

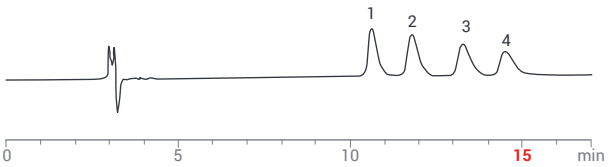

1. D-(+)-Amphetamine, 2. L-(-)-Amphetamine, 3. D-(+)-Methamphetamine 4. L-(-)-Methamphetamine 100/0.1/0.02 MeOH/HOAc/NH_4OH with a 1.0 mL/min flow rate at room temperature and UV at 220 nm

Agilent InfinityLab Poroshell 120 Chiral Separation—superficially porous particle

InfinityLab Poroshell 120 Chiral-V (100 x 4.6 mm, 2.7 µm)

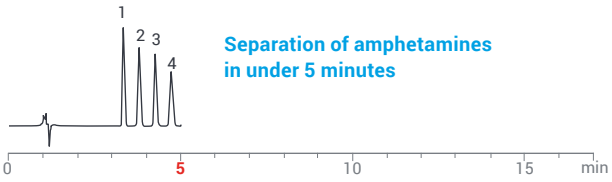

1. D-(+)-Amphetamine, 2. L-(-)-Amphetamine, 3. D-(+)-Methamphetamine 4. L-(-)-Methamphetamine 100/0.1/0.02 MeOH/HOAc/NH_4OH with a 1.0 mL/min flow rate at room temperature and UV at 220 nm

Column selection guidelines

Separate nearly any chiral compound:
Four chemistries across four different LC modes offer a wide range of selectivities

Column Chemistry	Chiral Selector (bonded chemistry)	Typical LC Mode	Typical Applications
InfinityLab Poroshell 120 Chiral-CF	Derivatized cyclofructan (CF6)	Polar Organic (PO)	Primary amines
		Normal Phase (NP)	Primary amines
InfinityLab Poroshell 120 Chiral-CD	Hydroxypropylated-β-cyclodextrin	Reversed Phase (RP)	Stimulants, fungicides, t-boc amino acids
		Polar Organic (PO)	Complex molecules
InfinityLab Poroshell 120 Chiral-V	Vancomycin (macrolide antibiotic)	Polar Ionic (PI)	Basic pharmaceuticals (various)
		Reversed Phase (RP)	Amines, profens
		Polar Organic (PO)	Complex neutral molecules
InfinityLab Poroshell 120 Chiral-T	Teicoplanin (macrolide antibiotic)	Polar Ionic (PI)	Beta blockers, hydroxyl acids
		Reversed Phase (RP)	Amino acids, hydroxyl acids, profens
		Polar Organic (PO)	Hydantoins, benzodiazepines

RP = Reversed phase PI = Polar iconic PO = Polar organic NP = Normal phase

Ordering Information

Part number	Column description
689775-609	InfinityLab Poroshell 120 Chiral-CF, 2.1x50 mm, 2.7 µm
685775-609	InfinityLab Poroshell 120 Chiral-CF, 2.1x100 mm, 2.7 µm
683775-609	InfinityLab Poroshell 120 Chiral-CF, 2.1x150 mm, 2.7 µm
689975-609	InfinityLab Poroshell 120 Chiral-CF, 4.6x50 mm, 2.7 µm
685975-609	InfinityLab Poroshell 120 Chiral-CF, 4.6x100 mm, 2.7 µm
683975-609	InfinityLab Poroshell 120 Chiral-CF, 4.6x150 mm, 2.7 µm
689775-607	InfinityLab Poroshell 120 Chiral-CD, 2.1x50 mm, 2.7 µm
685775-607	InfinityLab Poroshell 120 Chiral-CD, 2.1x100 mm, 2.7 µm
683775-607	InfinityLab Poroshell 120 Chiral-CD, 2.1x150 mm, 2.7 µm
689975-607	InfinityLab Poroshell 120 Chiral-CD, 4.6x50 mm, 2.7 µm
685975-607	InfinityLab Poroshell 120 Chiral-CD, 4.6x100 mm, 2.7 µm
683975-607	InfinityLab Poroshell 120 Chiral-CD, 4.6x150 mm, 2.7 µm

Part number	Column description
689775-604	InfinityLab Poroshell 120 Chiral-V, 2.1x50 mm, 2.7 µm
685775-604	InfinityLab Poroshell 120 Chiral-V, 2.1x100 mm, 2.7 µm
683775-604	InfinityLab Poroshell 120 Chiral-V, 2.1x150 mm, 2.7 µm
689975-604	InfinityLab Poroshell 120 Chiral-V, 4.6x50 mm, 2.7 µm
685975-604	InfinityLab Poroshell 120 Chiral-V, 4.6x100 mm, 2.7 µm
683975-604	InfinityLab Poroshell 120 Chiral-V, 4.6x150 mm, 2.7 µm
689775-603	InfinityLab Poroshell 120 Chiral-T, 2.1x50 mm, 2.7 µm
685775-603	InfinityLab Poroshell 120 Chiral-T, 2.1x100 mm, 2.7 µm
683775-603	InfinityLab Poroshell 120 Chiral-T, 2.1x150 mm, 2.7 µm
689975-603	InfinityLab Poroshell 120 Chiral-T, 4.6x50 mm, 2.7 µm
685975-603	InfinityLab Poroshell 120 Chiral-T, 4.6x100 mm, 2.7 µm
683975-603	InfinityLab Poroshell 120 Chiral-T, 4.6x150 mm, 2.7 µm

Learn more about detecting enantiomers quickly when time is short.
www.agilent.com/chem/poroshell-120-chiral

Use this general protocol to develop robust chiral screening methods

Chiral screening protocol

#	Mobile Phase	Composition (% v)	Type
1	MeOH/20 mM ammonium formate, pH 4.0	90/10	RP
2	MeOH/20 mM ammonium formate, pH 4.0	30/70	RP
3	ACN/20 mM ammonium formate, pH 4.0	30/70	RP
4	ACN/20 mM ammonium formate, pH 4.0	10/90	RP
5	MeOH/ammonium formate	100/0.2wt%	PI
6	ACN/MeOH/Acetic Acid/TEA	60/40/0.3/0.2	PO
7	EtOH/Heptane/Acetic Acid/TEA	20/80/0.3/0.2	NP

RP = Reversed phase PI = Polar iconic PO = Polar organic NP = Normal phase

Typical run conditions (4.6 x 100 mm)
Adjust for 2.1 mm ID (or other dimension) columns

Flow Rate:	1 mL/min
Detector:	UV
Equilibration:	10 column volumes
Run Time:	10 column volumes
Temperature:	Ambient
Concentration:	2-5 mg/mL
Sample in:	MeOH or mobile phase

Priority of mobile phases for screening

Column Chemistry	First choice	Second choice	Third choice
InfinityLab Poroshell Chiral-T	#5 (PI)	#2 (RP)	#1 (RP)
InfinityLab Poroshell Chiral-V	#5 (PI)	#3 (RP)	#1 (RP)
InfinityLab Poroshell Chiral-CD	#3 (RP)	#6 (PO)	#4 (RP)
InfinityLab Poroshell Chiral-CF	#6 (PO)	#7 (NP)	-

Reversed phase mode (RP): Typically ACN or MeOH combined with aqueous (salt buffer or modifier) mobile phases

Polar organic mode (PO): Polar organic mobile phase solvents (acetonitrile, methanol) with or without additives

Polar ionic mode (PI): Salt buffers added to polar organic mobile phases to improve ionization or retention of ionizable compounds

Normal phase mode (NP): Typically non-polar solvents are the primary solvent with no aqueous components

Pressure, pH and temperature parameters

Column Chemistry	Pressure limit (bar)	pH range	Temperature limit
InfinityLab Poroshell 120 Chiral-CF	400 bar	3-7	45 °C
InfinityLab Poroshell 120 Chiral-CD	400 bar	3-7	45 °C
InfinityLab Poroshell 120 Chiral-V	400 bar	2.5-7	45 °C
InfinityLab Poroshell 120 Chiral-T	400 bar	2.5-7	45 °C

Care should be taken not to exceed pressure limits when switching mobile phase solvents

Agilent Poroshell 120 Chiral Bonded Phase Structures

InfinityLab Poroshell 120 Chiral-CF
(Cyclofructan CF-6)

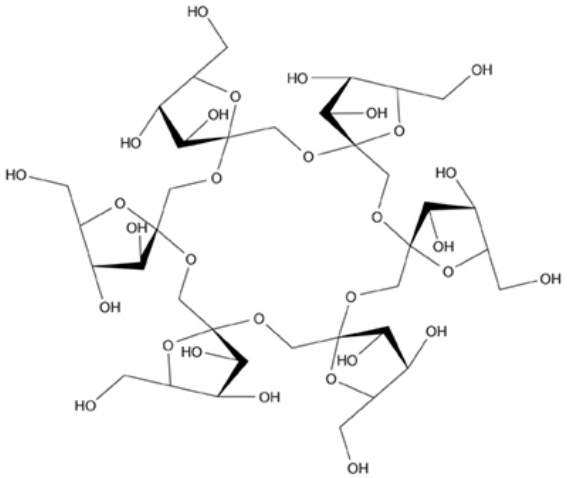

InfinityLab Poroshell 120 Chiral-CD
(Hydroxypropylated beta-cyclodextrin)

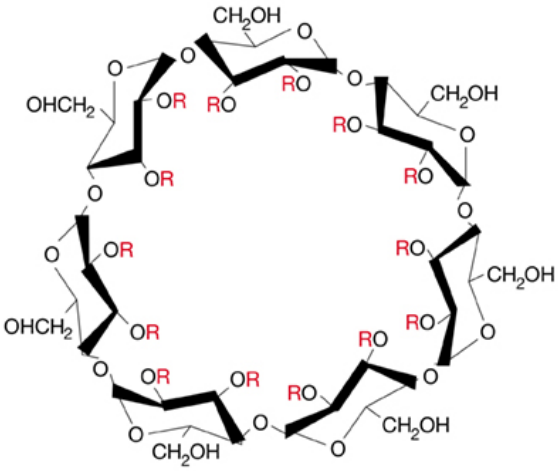

InfinityLab Poroshell 120 Chiral-V
(Vancomycin)

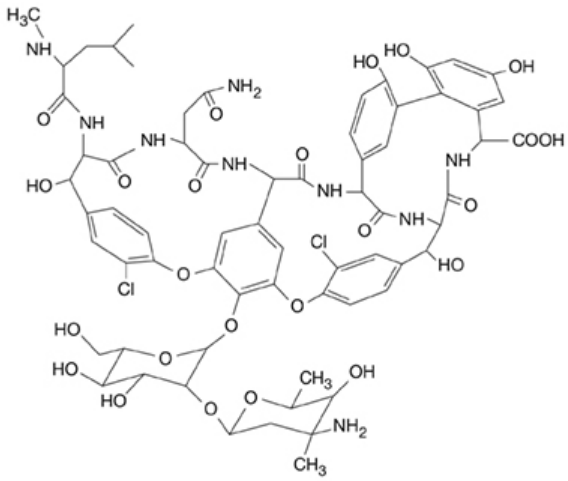

InfinityLab Poroshell 120 Chiral-T
(Teicoplanin)

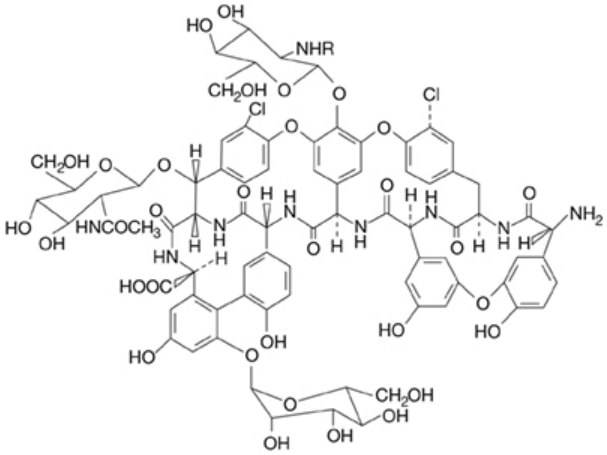

Bring new drugs to market more quickly and confidently

Don't just produce data… find answers

Discovering and developing small molecule pharmaceuticals is difficult and costly. You can drive greater efficiency and productivity with Agilent integrated pharmaceutical solutions.

From automated systems for early-stage compound identification… to sophisticated, sensitive LC/MS systems for ADME/PK studies… we can help you produce accurate, reproducible results. So you can make the right decisions across your pharmaceutical discovery and development pipeline
www.agilent.com/chem/pharma

Agilent InfinityLab: Maximum efficiency for your LC workflow

InfinityLab is an optimized portfolio of LC systems, columns, and supplies designed to work together seamlessly for maximum efficiency and performance. From routine analysis to cutting-edge research, InfinityLab gives you the ability to:

- Easily identify products that work with your Agilent InfinityLab LC system
- Maximize your LC workflow with the latest innovations
- Increase analytical, instrument, and laboratory efficiency

Together with Agilent OpenLAB software and Agilent CrossLab Services, Agilent InfinityLab provides the end-to-end solutions and support you need to ensure the best outcomes.

Agilent InfinityLab Supplies: Save time and minimize troubleshooting

InfinityLab Quick Connect fittings
Now you can be sure you're getting a perfect column connection, from every user, every time with simple-to-use, finger-tight connections. Quick-Connect fittings are reusable for more than 200 reconnections and stable up to 1300 bar.

InfinityLab Quick Turn fittings
For instrument connections that are in confined spaces, you can rely on spring-loaded, Agilent InfinityLab Quick Turn fittings for a perfect connection, every time.
www.agilent.com/chem/infinitylab

Yes, you can shorten run times—and improve resolution—for chiral separations

Like all InfinityLab Poroshell 120 columns, Poroshell 120 Chiral columns are based on superficially porous particle technology, which features a solid silica core and a porous outer layer.

Compared to traditional totally porous particles of the same (or similar) size, Agilent Poroshell particles deliver higher chromatographic efficiencies and enable fast, high-resolution separations.

Challenge

Resolution of chiral enantiomers

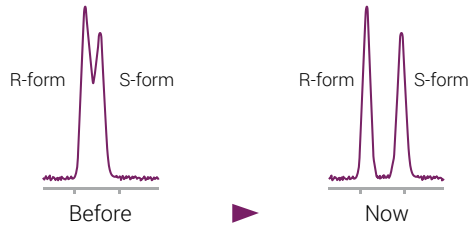

Innovation

Agilent Poroshell superficially porous particle technology

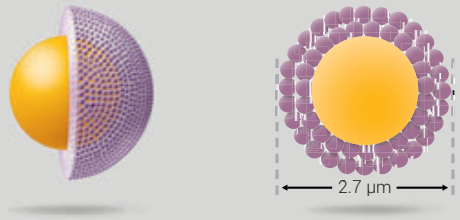

Speed

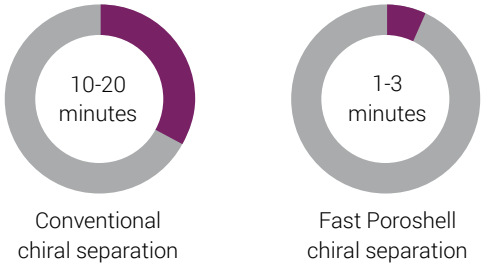

Productivity

10x throughput with Agilent InfinityLab Poroshell 120 Chiral columns

Table of Contents by Analyte

Search

Click the links to jump immediately to that section

1-benzyl-2,2-diphenylethylamine

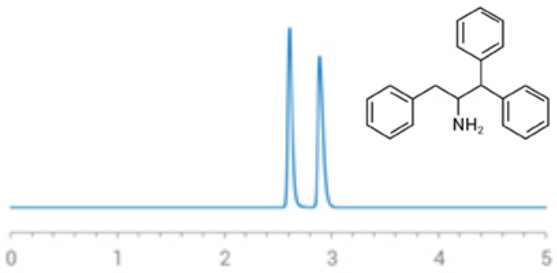

Retention (min): 2.61/2.89 (Peak1/Peak 2)
Resolution: 3.51

Method Conditions

Column: InfinityLab Poroshell 120 Chiral-CD (15 cm x 4.6 mm, 2.7 µm)
Mobile phase: 30/70: Acetonitrile/15 mM Ammonium Formate (pH 3.6)
Flow Rate: 1.0 mL/min
Temperature: Ambient (23 °C)
Injection Volume: 1.0 µL
Detection: UV 220 nm

1-benzyl-2,2-diphenylethylamine

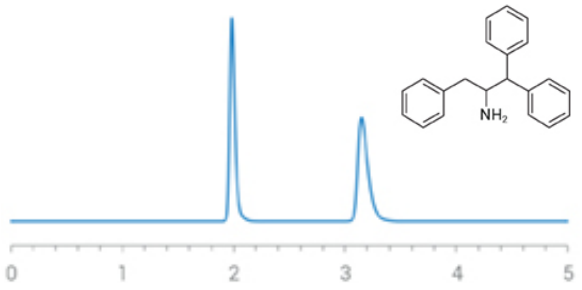

Retention (min): 1.98/3.15 (Peak1/Peak 2)
Resolution: 9.47

Method Conditions

Column: InfinityLab Poroshell 120 Chiral-V (10 cm x 4.6 mm, 2.7 µm)
Mobile phase: 100/0.1 wt %: Methanol/Ammonium Trifluoroacetate
Flow Rate: 1.0 mL/min
Temperature: Ambient (23 °C)
Injection Volume: 1.0 µL
Detection: UV 220 nm

1,1'-binaphthyl-2,2'-diamine

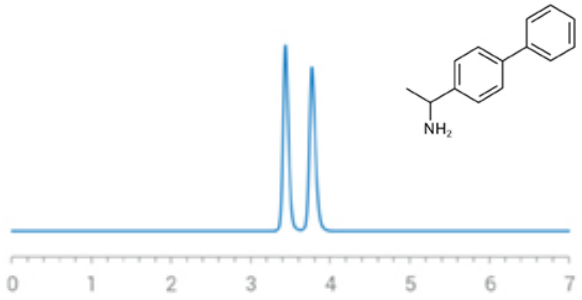

Retention (min): 3.44/3.77 (Peak1/Peak 2)
Resolution: 2.11

Method Conditions

Column: InfinityLab Poroshell 120 Chiral-CD (10 cm x 4.6 mm, 2.7 µm)
Mobile phase: 90/10/0.3/0.2: Acetonitrile/Methanol/Trifluoroacetate/TEA
Flow Rate: 1.0 mL/min
Temperature: Ambient (23 °C)
Injection Volume: 1.0 µL
Detection: UV 254 nm

1,1'-binaphthyl-2,2'-diamine

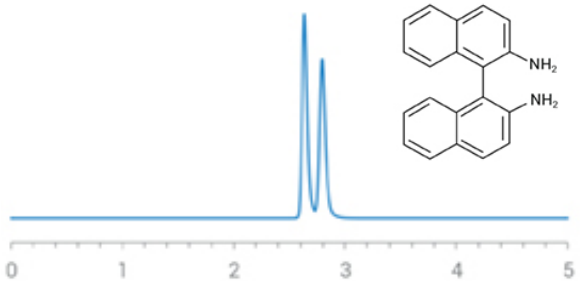

Retention (min): 2.64/2.79 (Peak1/Peak 2)
Resolution: 1.31

Method Conditions

Column: InfinityLab Poroshell 120 Chiral-V (10 cm x 4.6 mm, 2. 7µm)
Mobile phase: 90/10: Methanol/15 mM Ammonium Formate (pH 3.6)
Flow Rate: 1.0 mL/min
Temperature: Ambient (23 °C)
Injection Volume: 1.0 µL
Detection: UV 220 nm

1-(1-naphthyl)ethylamine

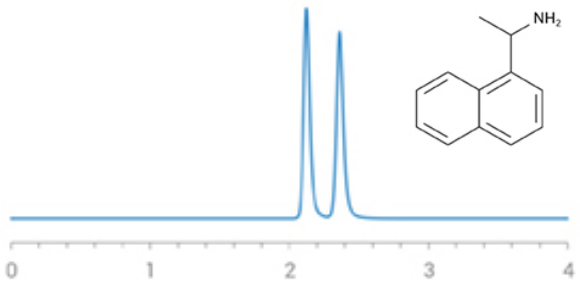

Retention (min): 2.12/2.36 (Peak1/Peak 2)
Resolution: 2.29

Method Conditions

Column: InfinityLab Poroshell 120 Chiral-V (10 cm x 4.6 mm, 2.7 µm)
Mobile phase: 100/0.1 wt %: Methanol/Ammonium Trifluoroacetate
Flow Rate: 1.0 mL/min
Temperature: Ambient (23 °C)
Injection Volume: 1.0 µL
Detection: UV 220 nm

1-(1-naphthyl)ethylamine

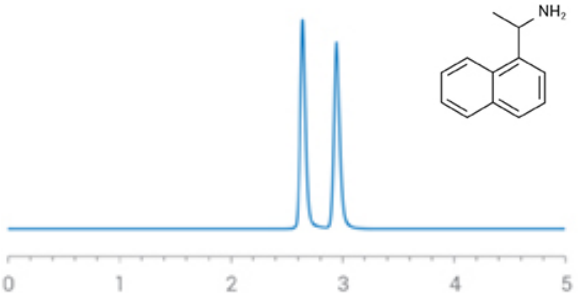

Retention (min): 2.64/2.95 (Peak1/Peak 2)
Resolution: 3.36

Method Conditions

Column: InfinityLab Poroshell 120 Chiral-CF (4.6 x 100 mm, 2.7 µm)
Mobile phase: 60/40/0.3/0.2: Acetonitrile/Methanol/Acetic Acid/TEA
Flow Rate: 1.0 mL/min
Temperature: Ambient (23 °C)
Injection Volume: 1.0 µL
Detection: UV 280 nm

1-(1,1-biphenyl-4-yl)ethanamine

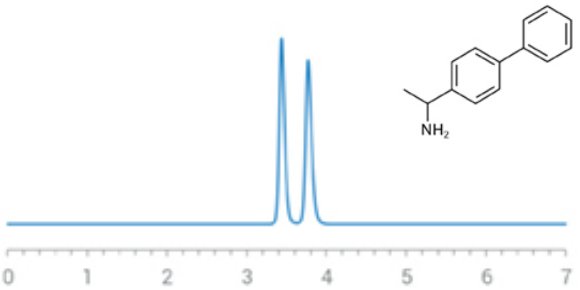

Retention (min): 3.44/3.77 (Peak1/Peak 2)
Resolution: 2.11

Method Conditions

Column: InfinityLab Poroshell 120 Chiral-CF (10 cm x 4.6 mm, 2.7 µm)
Mobile phase: 90/10/0.3/0.2: Acetonitrile/Methanol/Trifluoroacetate/TEA
Flow Rate: 1.0 mL/min
Temperature: Ambient (23 °C)
Injection Volume: 1.0 µL
Detection: UV 254 nm

1-(1,1-biphenyl-4-yl)ethanamine

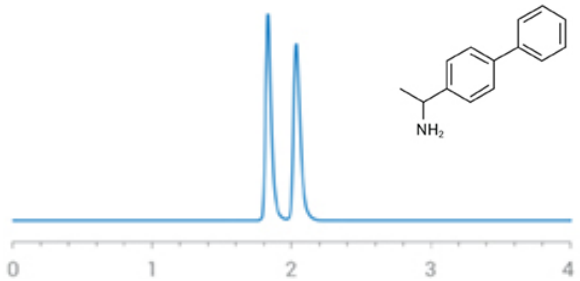

Retention (min): 1.83/2.03 (Peak1/Peak 2)
Resolution: 2.59

Method Conditions

Column: InfinityLab Poroshell 120 Chiral-V (4.6 x 100 mm, 2.7 µm)
Mobile phase: 100/0.1 wt %: Methanol/Ammonium Trifluoroacetate
Flow Rate: 1.0 mL/min
Temperature: Ambient (23 °C)
Injection Volume: 1.0 µL
Detection: UV 220 nm

1-(4-methoxyphenyl)ethylamine

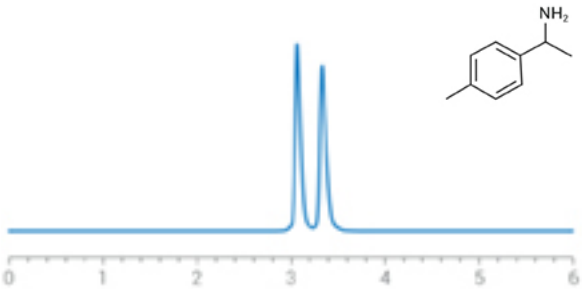

Retention (min): 2.64/2.95 (Peak1/Peak 2)
Resolution: 3.36

Method Conditions

Column: InfinityLab Poroshell 120 Chiral-CF (4.6 x 100 mm, 2.7 µm)
Mobile phase: 60/40/0.3/0.2: Acetonitrile/Methanol/Acetic Acid/TEA
Flow Rate: 1.0 mL/min
Temperature: Ambient (23 °C)
Injection Volume: 1.0 µL
Detection: UV 280 nm

1-(4-methoxyphenyl)ethylamine

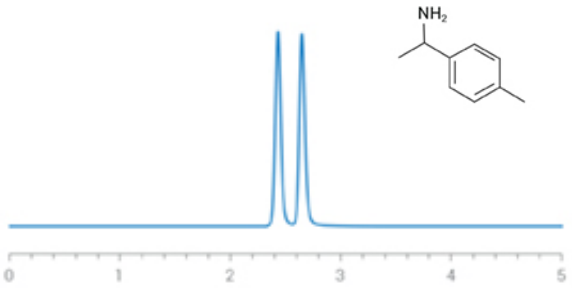

Retention (min): 2.43/2.65 (Peak1/Peak 2)
Resolution: 2.38

Method Conditions

Column: InfinityLab Poroshell 120 Chiral-V (10 cm x 4.6 mm, 2.7 µm)
Mobile phase: 100/0.2/0.05: Methanol/Acetic Acid/Ammonium Hydroxide
Flow Rate: 1.0 mL/min
Temperature: Ambient (23 °C)
Injection Volume: 1.0 µL
Detection: UV 220 nm

1-aminotetralin

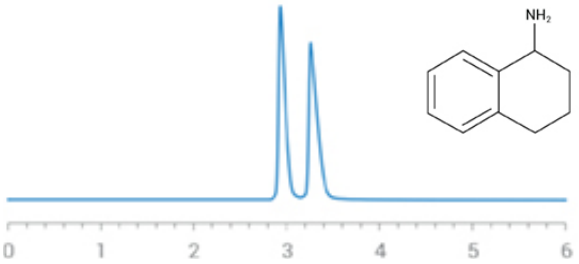

Retention (min): 2.83/3.15 (Peak1/Peak 2)
Resolution: 2.81

Method Conditions

Column: InfinityLab Poroshell 120 Chiral-CF (10 cm x 4.6 mm, 2.7 µm)
Mobile phase: 60/40/0.3/0.2: Acetonitrile/Methanol/Acetic Acid/TEA
Flow Rate: 1.0 mL/min
Temperature: Ambient (23 °C)
Injection Volume: 1.0 µL
Detection: UV 220 nm

1-aminotetralin

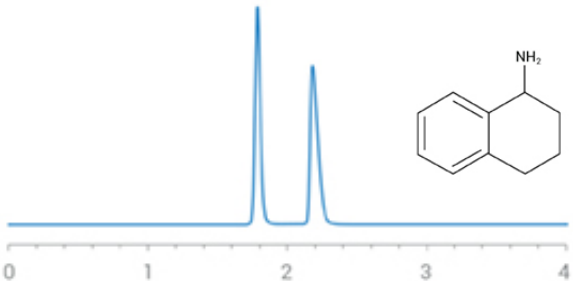

Retention (min): 1.78/2.18 (Peak1/Peak 2)
Resolution: 4.48

Method Conditions

Column: InfinityLab Poroshell 120 Chiral-V (10 cm x4.6 mm, 2.7 µm)
Mobile phase: 60/40/0.3/0.2: Acetonitrile/Methanol/Acetic Acid/TEA
Flow Rate: 1.0 mL/min
Temperature: Ambient (23 °C)
Injection Volume: 1.0 µL
Detection: UV 220 nm

6-methoxy-1,2,3,4-tetrahydro-1-naphthalenylamine

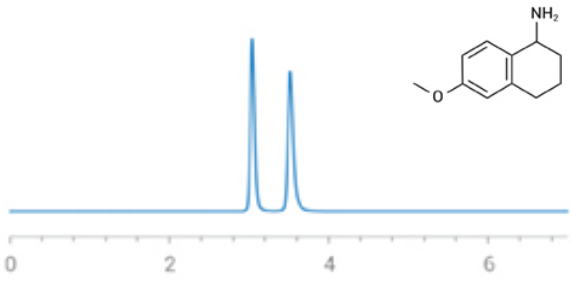

Retention (min): 3.04/3.52 (Peak1/Peak 2)
Resolution: 4.42

Method Conditions

Column: InfinityLab Poroshell 120 Chiral-CF (10 cm x 4.6 mm, 2.7 µm)
Mobile phase: 60/40/0.3/0.2: Acetonitrile/Methanol/Acetic Acid/TEA
Flow Rate: 1.0 mL/min
Temperature: Ambient (23 °C)
Injection Volume: 1.0 µL
Detection: UV 220 nm

6-methoxy-1,2,3,4-tetrahydro-1-naphthalenylamine

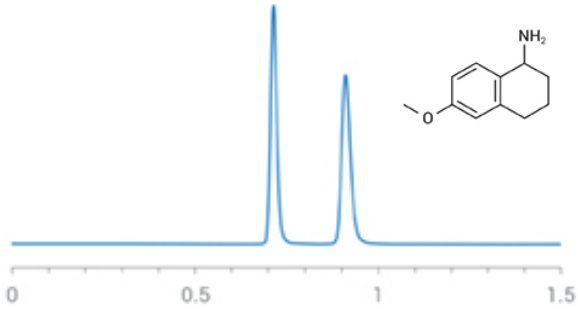

Retention (min): 0.72/0.91 (Peak1/Peak 2)
Resolution: 5.26

Method Conditions

Column: InfinityLab Poroshell 120 Chiral-V (10 cm x 4.6 mm, 2.7 µm)
Mobile phase: 100/0.1 wt %: Methanol/Ammonium Trifluoroacetate
Flow Rate: 1.0 mL/min
Temperature: Ambient (23 °C)
Injection Volume: 1.0 µL
Detection: UV 220 nm

1-(2-methoxyphenyl)ethanamine

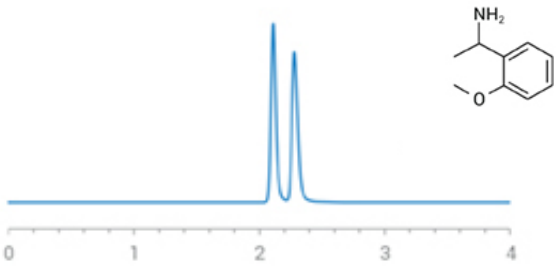

Retention (min): 2.64/2.95 (Peak1/Peak 2)
Resolution: 2.18

Method Conditions

Column: InfinityLab Poroshell 120 Chiral-V (10 cm x 4.6 mm, 2.7 µm)
Mobile phase: 100/0.2/0.05: Methanol/Acetic Acid/Ammonium Hydroxide
Flow Rate: 1.0 mL/min
Temperature: Ambient (23 °C)
Injection Volume: 1.0 µL
Detection: UV 220 nm

1-(4-chlorophenyl)ethylamine

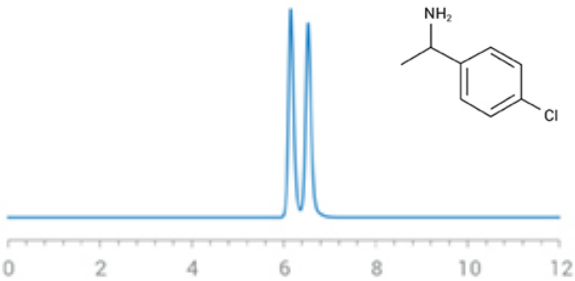

Retention (min): 6.15/6.53 (Peak1/Peak 2)
Resolution: 1.31

Method Conditions

Column: InfinityLab Poroshell 120 Chiral-V (10 cm x 4.6 mm, 2.7 µm)
Mobile phase: 100/0.2/0.05: Methanol/Acetic Acid/Ammonium Hydroxide
Flow Rate: 0.5 mL/min
Temperature: Ambient (23 °C)
Injection Volume: 1.0 µL
Detection: UV 220 nm

1,1-diphenyl-1-fluoro-2-aminopropane

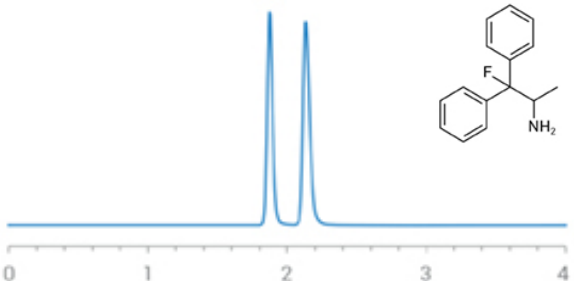

Retention (min): 1.48/1.67 (Peak1/Peak 2)
Resolution: 3.20

Method Conditions

Column: InfinityLab Poroshell 120 Chiral-V (10 cm x 4.6 mm, 2.7 µm)
Mobile phase: 100/0.1 wt %: Methanol/Ammonium Trifluoroacetate
Flow Rate: 1.0 mL/min
Temperature: Ambient (23 °C)
Injection Volume: 1.0 µL
Detection: UV 230 nm

1,1-diphenyl-2-aminopropane

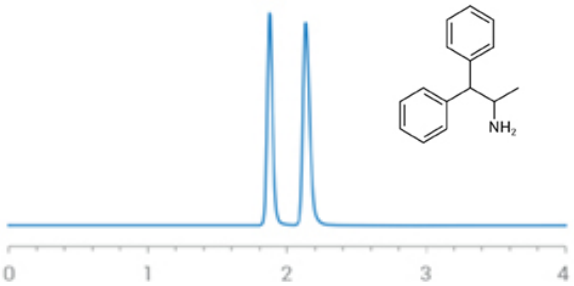

Retention (min): 1.87/2.13 (Peak1/Peak 2)
Resolution: 3.33

Method Conditions

Column: InfinityLab Poroshell 120 Chiral-V (10 cm x 4.6 mm, 2.7 µm)
Mobile phase: 100/0.1 wt %: Methanol/Ammonium Trifluoroacetate
Flow Rate: 1.0 mL/min
Temperature: Ambient (23 °C)
Injection Volume: 1.0 µL
Detection: UV 230 nm

1,2,2-triphenylethylamine

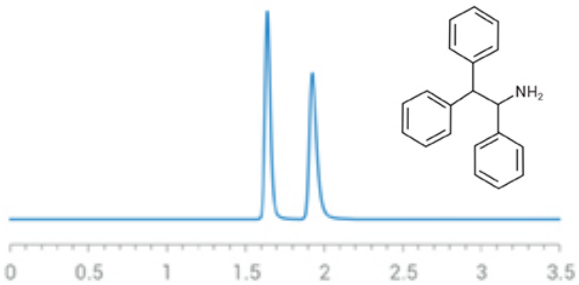

Retention (min): 1.64/1.93 (Peak1/Peak 2)
Resolution: 3.88

Method Conditions

Column: InfinityLab Poroshell 120 Chiral-V (10 cm x 4.6 mm, 2.7 µm)
Mobile phase: 100/0.1 wt %: Methanol/Ammonium Trifluoroacetate
Flow Rate: 1.0 mL/min
Temperature: Ambient (23 °C)
Injection Volume: 1.0 µL
Detection: UV 220 nm

2-amino-4-methyl-1,1-diphenylpentanepropane

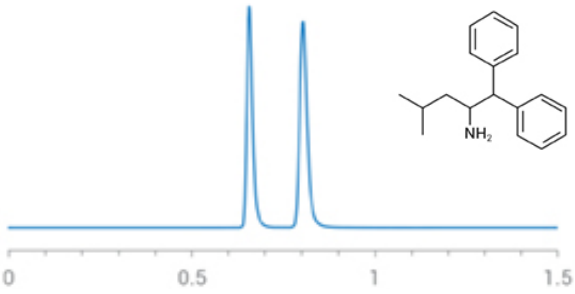

Retention (min): 0.66/0.80 (Peak1/Peak 2)
Resolution: 4.49

Method Conditions

Column: InfinityLab Poroshell 120 Chiral-V (10 cm x 4.6 mm, 2.7 µm)
Mobile phase: 100/0.1 wt %: Methanol/Ammonium Trifluoroacetate
Flow Rate: 1.0 mL/min
Temperature: Ambient (23 °C)
Injection Volume: 1.0 µL
Detection: UV 220 nm

2-chloro-indan-1-ylamine

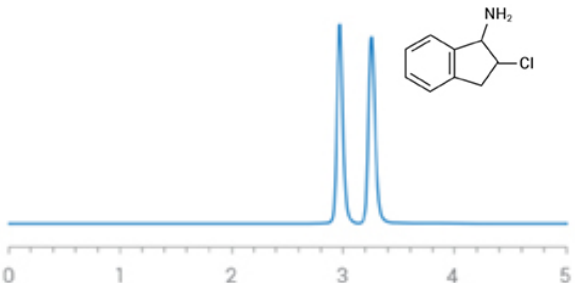

Retention (min): 2.97/3.25 (Peak1/Peak 2)
Resolution: 2.81

Method Conditions

Column: InfinityLab Poroshell 120 Chiral-V (10 cm x 4.6 mm, 2.7 µm)
Mobile phase: 90/10: Methanol/15 mM Ammonium Formate (pH 3.6)
Flow Rate: 1.0 mL/min
Temperature: Ambient (23 °C)
Injection Volume: 1.0 µL
Detection: UV 220 nm

4-methoxy-α-methylbenzylamine

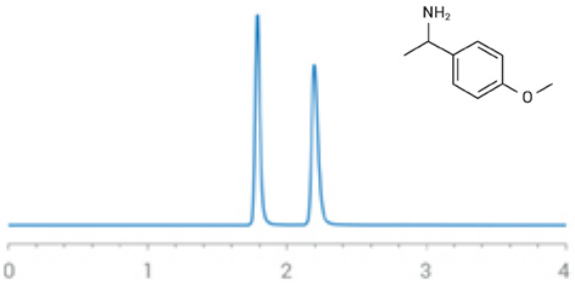

Retention (min): 1.78/2.19 (Peak1/Peak 2)
Resolution: 5.58

Method Conditions

Column: InfinityLab Poroshell 120 Chiral-V (10 cm x 4.6 mm, 2.7 µm)
Mobile phase: 100/0.1 wt %: Methanol/Ammonium Trifluoroacetate
Flow Rate: 1.0 mL/min
Temperature: Ambient (23 °C)
Injection Volume: 1.0 µL
Detection: UV 230 nm

bis(1-phenylethyl)amine

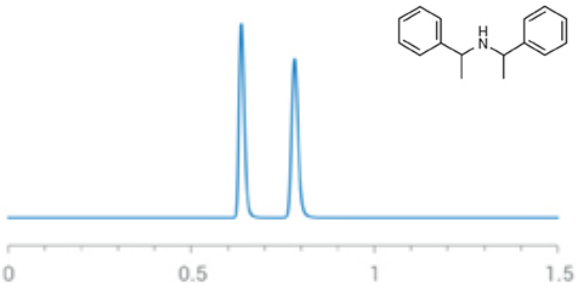

Retention (min): 0.64/0.78 (Peak1/Peak 2)
Resolution: 5.04

Method Conditions

Column: InfinityLab Poroshell 120 Chiral-V (10 cm x 4.6 mm, 2.7 µm)
Mobile phase: 100/0.1 wt %: Methanol/Ammonium Trifluoroacetate
Flow Rate: 1.0 mL/min
Temperature: Ambient (23 °C)
Injection Volume: 1.0 µL
Detection: UV 220 nm

bis(α-methylbenzyl)amine

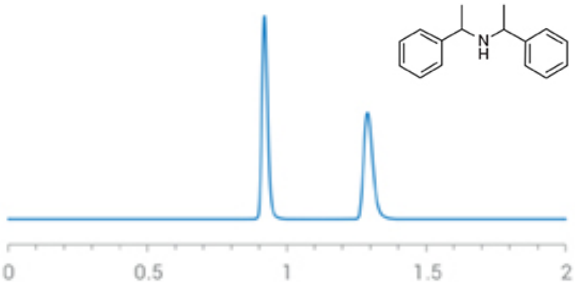

Retention (min): 0.92/1.29 (Peak1/Peak 2)
Resolution: 7.66

Method Conditions

Column: InfinityLab Poroshell 120 Chiral-V (10 cm x 4.6 mm, 2.7 µm)
Mobile phase: 100/0.2/0.05: Methanol/Acetic Acid/Ammonium Hydroxide
Flow Rate: 1.0 mL/min
Temperature: Ambient (23 °C)
Injection Volume: 1.0 µL
Detection: UV 220 nm

Mexiletine

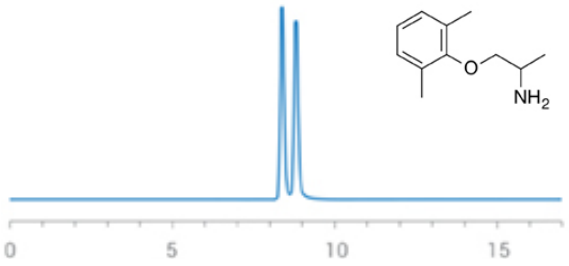

Retention (min): 8.38/8.81 (Peak1/Peak 2)
Resolution: 1.54

Method Conditions

Column: InfinityLab Poroshell 120 Chiral-V (10 cm x 4.6 mm, 2.7 µm)
Mobile phase: 100/0.2/0.05: Methanol/Acetic Acid/Ammonium Hydroxide
Flow Rate: 0.5 mL/min
Temperature: Ambient (23 °C)
Injection Volume: 1.0 µL
Detection: UV 220 nm

N-benzyl-α-methylbenzylamine

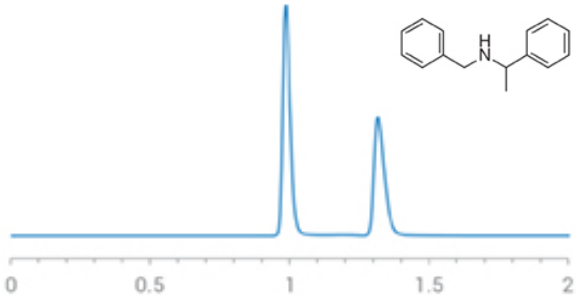

Retention (min): 0.99/1.32 (Peak1/Peak 2)
Resolution: 5.71

Method Conditions

Column: InfinityLab Poroshell 120 Chiral-V (10 cm x 4.6 mm, 2.7 µm)
Mobile phase: 100/0.1 wt %: Methanol/Ammonium Trifluoroacetate
Flow Rate: 2.0 mL/min
Temperature: Ambient (23 °C)
Injection Volume: 1.0 µL
Detection: UV 220 nm

N,α-dimethylbenzylamine

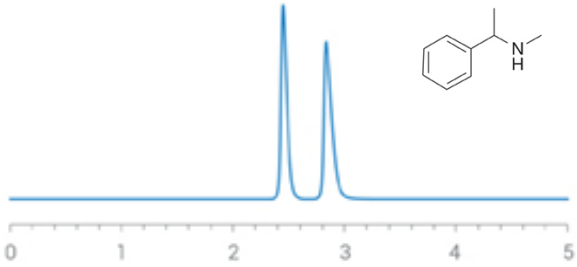

Retention (min): 2.45/2.84 (Peak1/Peak 2)
Resolution: 3.47

Method Conditions

Column: InfinityLab Poroshell 120 Chiral-V (10 cm x 4.6 mm, 2.7 µm)
Mobile phase: 100/0.1 wt %: Methanol/Ammonium Trifluoroacetate
Flow Rate: 1.0 mL/min
Temperature: Ambient (23 °C)
Injection Volume: 1.0 µL
Detection: UV 210 nm

α-methyl-4-nitrobenzylamine

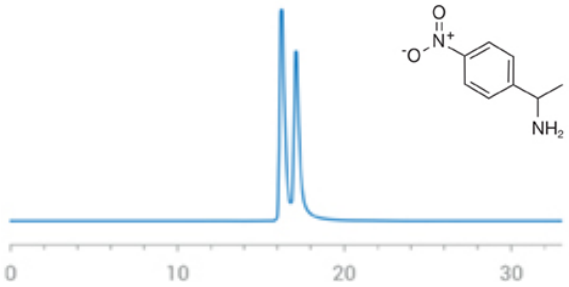

Retention (min): 16.25/17.10 (Peak1/Peak 2)
Resolution: 1.16

Method Conditions

Column: InfinityLab Poroshell 120 Chiral-V (10 cm x 4.6 mm, 2.7 µm)
Mobile phase: 100/0.2/0.05: Methanol/Acetic Acid/Ammonium Hydroxide
Flow Rate: 0.3 mL/min
Temperature: Ambient (23 °C)
Injection Volume: 1.0 µL
Detection: UV 220 nm

α-methylbenzylamine

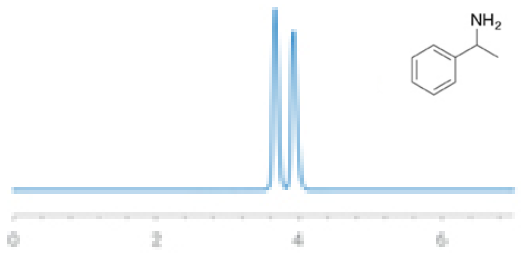

Retention (min): 3.67/3.92 (Peak1/Peak 2)
Resolution: 1.97

Method Conditions

Column: InfinityLab Poroshell 120 Chiral-V (10 cm x 4.6 mm, 2.7 µm)
Mobile phase: 90/10: Methanol/15 mM Ammonium Formate (pH 3.6)
Flow Rate: 0.5 mL/min
Temperature: Ambient (23 °C)
Injection Volume: 1.0 µL
Detection: UV 210 nm

2-amino-2-pheylbutyric acid

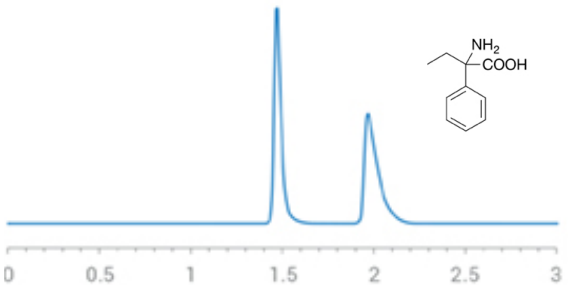

Retention (min): 1.47/1.97 (Peak1/Peak 2)
Resolution: 5.16

Method Conditions

Column: InfinityLab Poroshell 120 Chiral-T (10 cm x 4.6 mm, 2.7 µm)
Mobile phase: 30/70: Ethanol/50 mM Ammonium Formate (pH 3.6)
Flow Rate: 1.0 mL/min
Temperature: 45 °C
Injection Volume: 1.0 µL
Detection: UV 220 nm

4-nitrophenylalanine

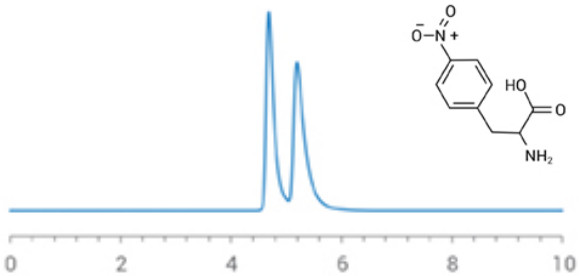

Retention (min): 4.69/5.20 (Peak1/Peak 2)
Resolution: 1.50

Method Conditions

Column: InfinityLab Poroshell 120 Chiral-T (10 cm x 4.6 mm, 2.7 µm)
Mobile phase: 30/70: Methanol/15 mM Ammonium Formate (pH 3.6)
Flow Rate: 0.5 mL/min
Temperature: Ambient (23 °C)
Injection Volume: 1.0 µL
Detection: UV 254 nm

AQC Methionine

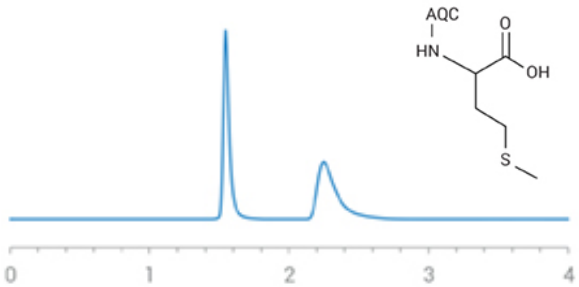

Retention (min): 1.55/2.25 (Peak1/Peak 2)
Resolution: 4.00

Method Conditions

Column: InfinityLab Poroshell 120 Chiral-T (10 cm x 4.6 mm, 2.7 µm)
Mobile phase: 50/50: Acetonitrile/15 mM Ammonium Formate (pH 4.0)
Flow Rate: 1.0 mL/min
Temperature: Ambient (23 °C)
Injection Volume: 1.0 µL
Detection: UV 220 nm

AQC Phenylalanine

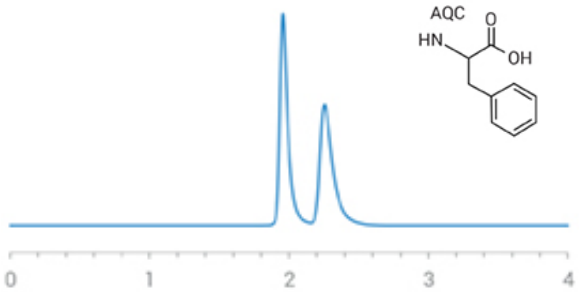

Retention (min): 1.96/2.26 (Peak1/Peak 2)
Resolution: 2.32

Method Conditions

Column: InfinityLab Poroshell 120 Chiral-T (10 cm x 4.6 mm, 2.7 µm)
Mobile phase: 50/50: Acetonitrile/15 mM Ammonium Formate (pH 4.0)
Flow Rate: 0.8 mL/min
Temperature: Ambient (23 °C)
Injection Volume: 1.0 µL
Detection: UV 220 nm

AQC Serine

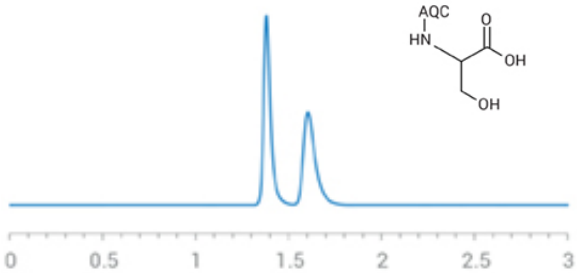

Retention (min): 1.38/1.60 (Peak1/Peak 2)
Resolution: 2.14

Method Conditions

Column: InfinityLab Poroshell 120 Chiral-T (10 cm x 4.6 mm, 2.7 µm)
Mobile phase: 50/50: Acetonitrile/15 mM Ammonium Formate (pH 4.0)
Flow Rate: 1.0 mL/min
Temperature: Ambient (23 °C)
Injection Volume: 1.0 µL
Detection: UV 220 nm

AQC Tyrosine

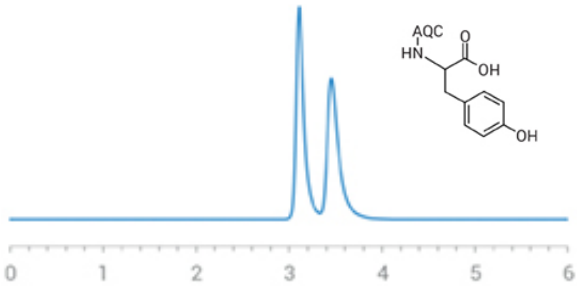

Retention (min): 3.11/3.46 (Peak1/Peak 2)
Resolution: 1.77

Method Conditions

Column: InfinityLab Poroshell 120 Chiral-T (10 cm x 4.6 mm, 2.7 µm)
Mobile phase: 50/50: Acetonitrile/15 mM Ammonium Formate (pH 4.0)
Flow Rate: 0.5 mL/min
Temperature: Ambient (23 °C)
Injection Volume: 1.0 µL
Detection: UV 220 nm

Fmoc Alanine

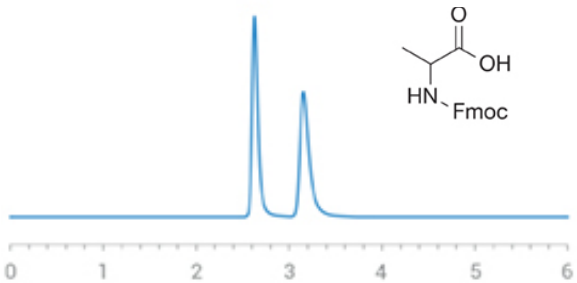

Retention (min): 2.63/3.16 (Peak1/Peak 2)
Resolution: 3.68

Method Conditions

Column: InfinityLab Poroshell 120 Chiral-T (10 cm x 4.6 mm, 2.7 µm)
Mobile phase: 60/40: Methanol/15 mM Ammonium Formate (pH 3.6)
Flow Rate: 0.5 mL/min
Temperature: Ambient (23 °C)
Injection Volume: 1.0 µL
Detection: UV 220 nm

Fmoc Asparagine

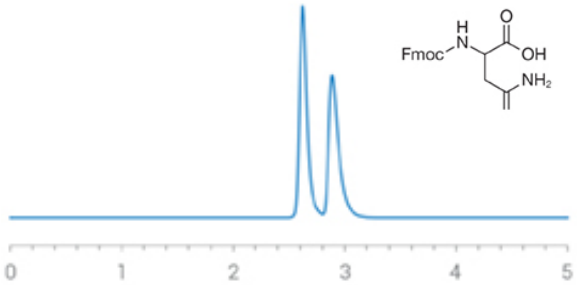

Retention (min): 2.62/2.89 (Peak1/Peak 2)
Resolution: 1.51

Method Conditions

Column: InfinityLab Poroshell 120 Chiral-T (10 cm x 4.6 mm, 2.7 µm)
Mobile phase: 60/40: Methanol/15 mM Ammonium Formate (pH 3.6)
Flow Rate: 0.5 mL/min
Temperature: Ambient (23 °C)
Injection Volume: 1.0 µL
Detection: UV 220 nm

Fmoc Leucine

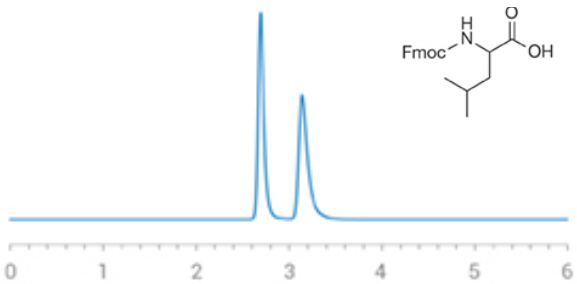

Retention (min): 2.70/3.14 (Peak1/Peak 2)
Resolution: 3.20

Method Conditions

Column: InfinityLab Poroshell 120 Chiral-T (10 cm x 4.6 mm, 2.7 µm)
Mobile phase: 60/40: Methanol/15 mM Ammonium Formate (pH 3.6)
Flow Rate: 0.5 mL/min
Temperature: Ambient (23 °C)
Injection Volume: 1.0 µL
Detection: UV 220 nm

Fmoc Phenylalanine

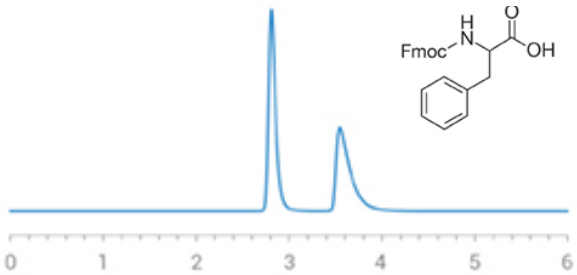

Retention (min): 2.81/3.55 (Peak1/Peak 2)
Resolution: 3.71

Method Conditions

Column: InfinityLab Poroshell 120 Chiral-T (10 cm x 4.6 mm, 2.7 µm)
Mobile phase: 60/40: Methanol/15 mM Ammonium Formate (pH 3.6)
Flow Rate: 0.5 mL/min
Temperature: Ambient (23 °C)
Injection Volume: 1.0 µL
Detection: UV 220 nm

Fmoc Tryptophan

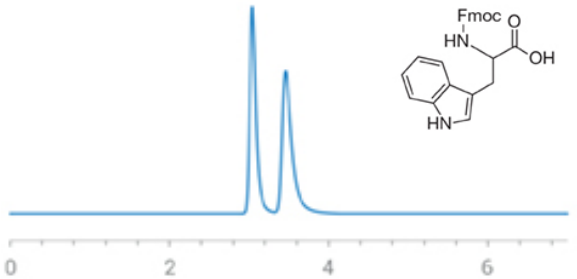

Retention (min): 3.04/3.46 (Peak1/Peak 2)
Resolution: 2.20

Method Conditions

Column: InfinityLab Poroshell 120 Chiral-T (10 cm x 4.6 mm, 2.7 µm)
Mobile phase: 60/40: Methanol/15 mM Ammonium Formate (pH 3.6)
Flow Rate: 0.5 mL/min
Temperature: Ambient (23 °C)
Injection Volume: 1.0 µL
Detection: UV 220 nm

Fmoc Valine

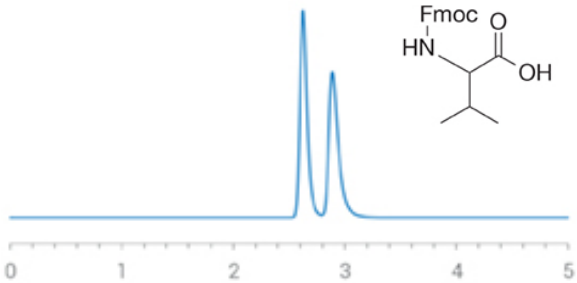

Retention (min): 2.63/2.89 (Peak1/Peak 2)
Resolution: 1.55

Method Conditions

Column: InfinityLab Poroshell 120 Chiral-T (10 cm x 4.6 mm, 2.7 µm)
Mobile phase: 60/40: Methanol/15 mM Ammonium Formate (pH 3.6)
Flow Rate: 0.5 mL/min
Temperature: Ambient (23 °C)
Injection Volume: 1.0 µL
Detection: UV 220 nm

Methionine

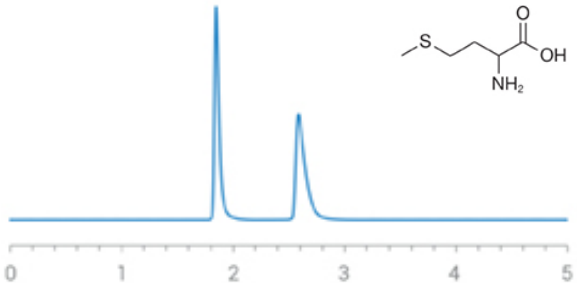

Retention (min): 1.85/2.59 (Peak1/Peak 2)
Resolution: 6.76

Method Conditions

Column: InfinityLab Poroshell 120 Chiral-T (10 cm x 4.6 mm, 2.7 µm)
Mobile phase: 60/40: Methanol/Water
Flow Rate: 0.8 mL/min
Temperature: Ambient (23 °C)
Injection Volume: 1.0 µL
Detection: UV 220 nm

p-chlorophenylalanine

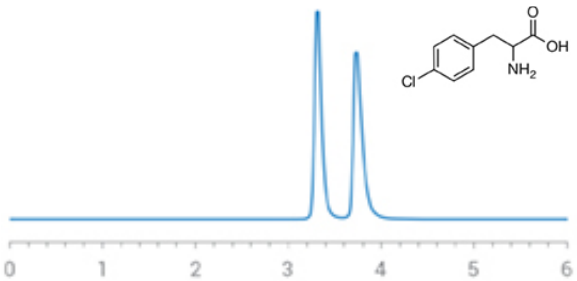

Retention (min): 3.31/3.73 (Peak1/Peak 2)
Resolution: 2.81

Method Conditions

Column: InfinityLab Poroshell 120 Chiral-T (10 cm x 4.6 mm, 2.7 µm)
Mobile phase: 30/70: Ethanol/50 mM Ammonium Formate (pH 3.6)
Flow Rate: 0.5 mL/min
Temperature: 45 °C
Injection Volume: 1.0 µL
Detection: UV 220 nm

p-fluorophenylalanine

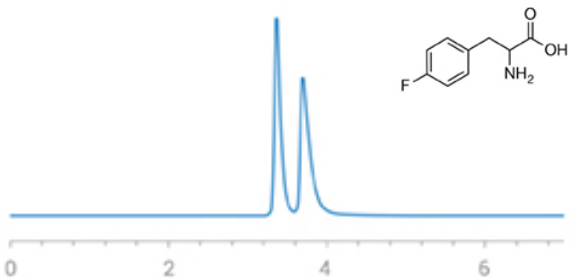

Retention (min): 3.37/3.70 (Peak1/Peak 2)
Resolution: 1.90

Method Conditions

Column: InfinityLab Poroshell 120 Chiral-T (10 cm x 4.6 mm, 2.7 µm)
Mobile phase: 30/70: Methanol/50 mM Ammonium Trifluoroacetate (pH 3.6)
Flow Rate: 0.5 mL/min
Temperature: Ambient (23 °C)
Injection Volume: 1.0 µL
Detection: UV 254 nm

Phenylalanine

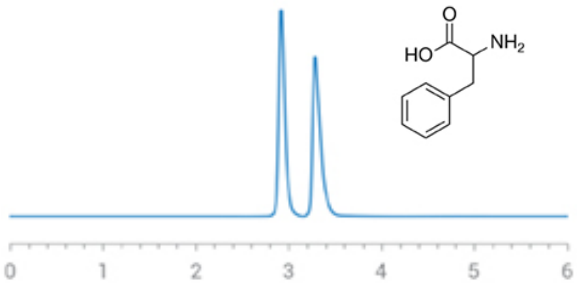

Retention (min): 2.92/3.29 (Peak1/Peak 2)
Resolution: 2.75

Method Conditions

Column: InfinityLab Poroshell 120 Chiral-T (10 cm x 4.6 mm, 2.7 µm)
Mobile phase: 30/70: Ethanol/50 mM Ammonium Formate (pH 3.6)
Flow Rate: 0.5 mL/min
Temperature: Ambient (23 °C)
Injection Volume: 1.0 µL
Detection: UV 220 nm

Tryptophan

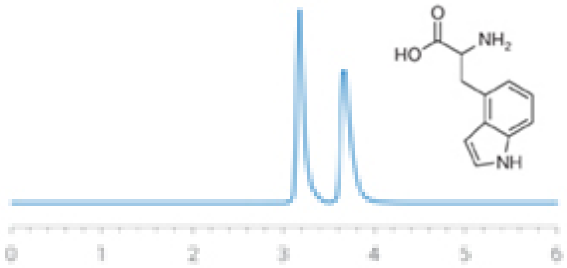

Retention (min): 3.17/3.66 (Peak1/Peak 2)
Resolution: 3.04

Method Conditions

Column: InfinityLab Poroshell 120 Chiral-T (10 cm x 4.6 mm, 2.7 µm)
Mobile phase: 30/70: Ethanol/50 mM Ammonium Formate (pH 3.6)
Flow Rate: 0.5 mL/min
Temperature: 45 °C
Injection Volume: 1.0 µL
Detection: UV 254 nm

α-amino-2-thiophenacetic acid

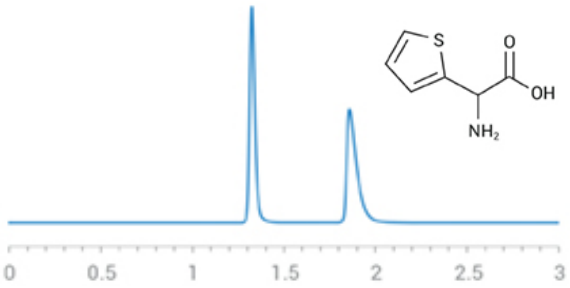

Retention (min): 1.33/1.86 (Peak1/Peak 2)
Resolution: 7.35

Method Conditions

Column: InfinityLab Poroshell 120 Chiral-T (10 cm x 4.6 mm, 2.7 µm)
Mobile phase: 30/70: Methanol/50 mM Ammonium Formate (pH 3.6)
Flow Rate: 1.0 mL/min
Temperature: 45 °C
Injection Volume: 1.0 µL
Detection: UV 254 nm

3-amino-3-phenylpropanoic acid

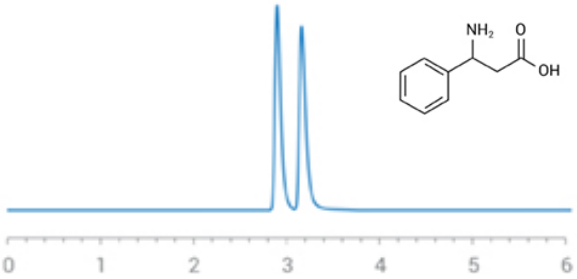

Retention (min): 2.90/3.16 (Peak1/Peak 2)
Resolution: 2.25

Method Conditions

Column: InfinityLab Poroshell 120 Chiral-V (10 cm x 4.6 mm, 2.7 µm)
Mobile phase: 90/10: Methanol/50 mM Ammonium Formate (pH 3.6)
Flow Rate: 0.5 mL/min
Temperature: 35 °C
Injection Volume: 1.0 µL
Detection: UV 210 nm

Kynurenine

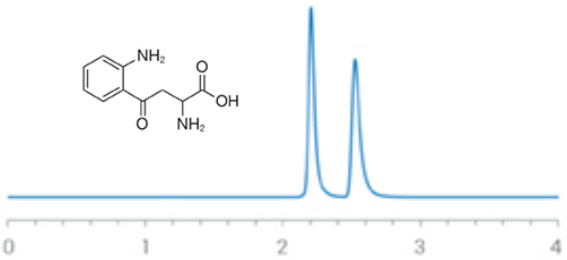

Retention (min): 2.21/2.54 (Peak1/Peak 2)
Resolution: 3.61

Method Conditions

Column: InfinityLab Poroshell 120 Chiral-V (15 cm x 4.6 mm, 2.7 µm)
Mobile phase: 30/70: Methanol/50 mM Ammonium Formate (pH 3.6)
Flow Rate: 1.0 mL/min
Temperature: 45 °C
Injection Volume: 1.0 µL
Detection: UV 230 nm

Tryptophanamide

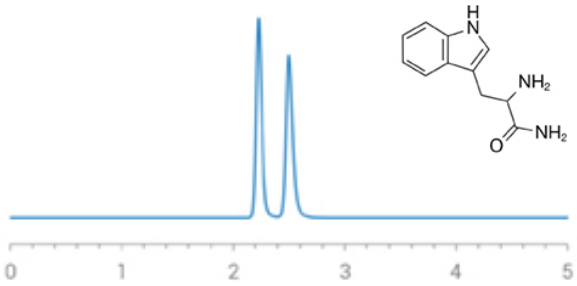

Retention (min): 2.23/2.50 (Peak1/Peak 2)
Resolution: 2.75

Method Conditions

Column: InfinityLab Poroshell 120 Chiral-V (10 cm x 4.6 mm, 2.7 µm)
Mobile phase: 90/10: Methanol/15 mM Ammonium Formate (pH 3.6)
Flow Rate: 1.0 mL/min
Temperature: Ambient (23 °C)
Injection Volume: 1.0 µL
Detection: UV 220 nm

3,4-dihydroxyphenylalanine (DOPA)

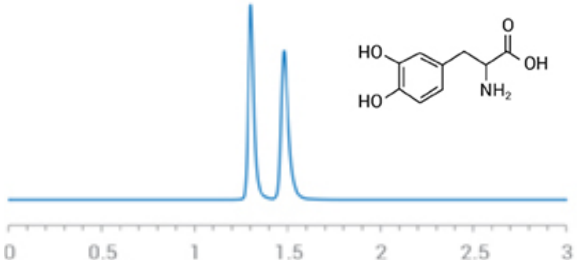

Retention (min): 1.30/1.48 (Peak1/Peak 2)
Resolution: 2.95

Method Conditions

Column: InfinityLab Poroshell 120 Chiral-T (10 cm x 4.6 mm, 2.7 µm)
Mobile phase: 30/70: Methanol/50 mM Ammonium Formate (pH 3.6)
Flow Rate: 1.0 mL/min
Temperature: 45 °C
Injection Volume: 1.0 µL
Detection: UV 230 nm

Methadone

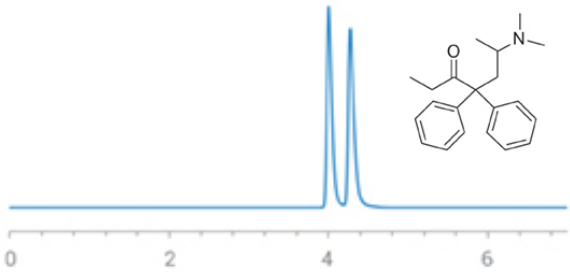

Retention (min): 4.00/4.27 (Peak1/Peak 2)
Resolution: 2.21

Method Conditions

Column: InfinityLab Poroshell 120 Chiral-CD (15 cm x 4.6 mm, 2.7 µm)
Mobile phase: 20/80: Acetonitrile/50 mM Ammonium Formate (pH 3.6)
Flow Rate: 0.7 mL/min
Temperature: 45 °C
Injection Volume: 1.0 µL
Detection: UV 230 nm

Methadone

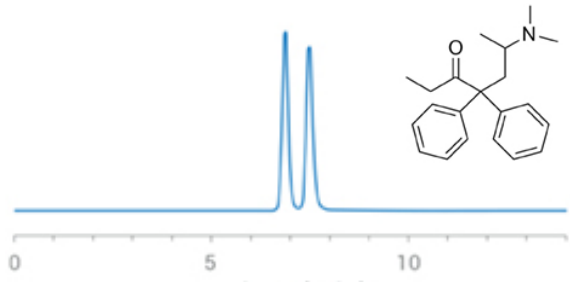

Retention (min): 6.88/7.49 (Peak1/Peak 2)
Resolution: 2.09

Method Conditions

Column: InfinityLab Poroshell 120 Chiral-V (10 cm x 4.6 mm, 2.7 µm)
Mobile phase: 90/10: Ethanol/15 mM Ammonium Formate (pH 3.6)
Flow Rate: 0.5 mL/min
Temperature: Ambient (23 °C)
Injection Volume: 1.0 µL
Detection: UV 254 nm

Proglumide

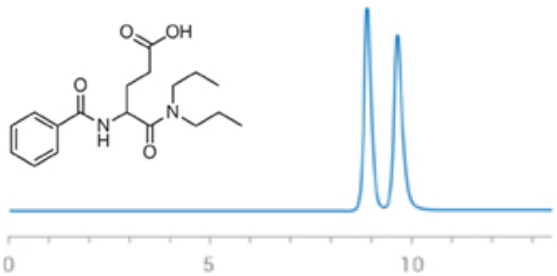

Retention (min): 8.90/9.65 (Peak1/Peak 2)
Resolution: 2.18

Method Conditions

Column: InfinityLab Poroshell 120 Chiral-T (10 cm x 4.6 mm, 2.7 µm)
Mobile phase: 30/70: Methanol/50 mM Ammonium Trifluoroacetate (pH 3.6)
Flow Rate: 0.3 mL/min
Temperature: 45 °C
Injection Volume: 1.0 µL
Detection: UV 220 nm

Proglumide

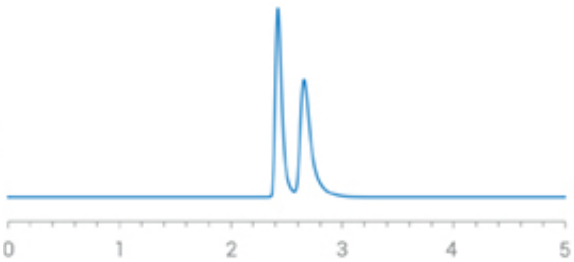

Retention (min): 2.42/2.66 (Peak1/Peak 2)
Resolution: 1.77

Method Conditions

Column: InfinityLab Poroshell 120 Chiral-V (10 cm x 4.6 mm, 2.7 µm)
Mobile phase: 60/40/0.3/0.2: Acetonitrile/Methanol/Acetic Acid/TEA
Flow Rate: 0.5 mL/min
Temperature: Ambient (23 °C)
Injection Volume: 1.0 µL
Detection: UV 220 nm

Indoprofen

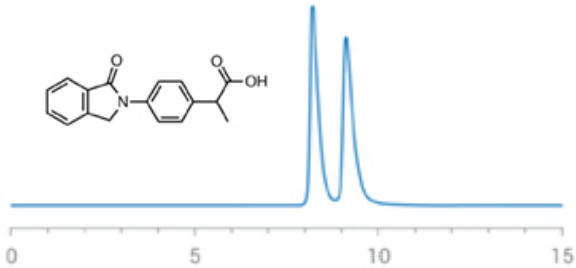

Retention (min): 8.22/9.13 (Peak1/Peak 2)
Resolution: 2.10

Method Conditions

Column: InfinityLab Poroshell 120 Chiral-T (10 cm x 4.6 mm, 2.7 µm)
Mobile phase: 30/70: Methanol/15 mM Ammonium Formate (pH 3.6)
Flow Rate: 0.5 mL/min
Temperature: 15 °C
Injection Volume: 1.0 µL
Detection: UV 254 nm

Ketorolac

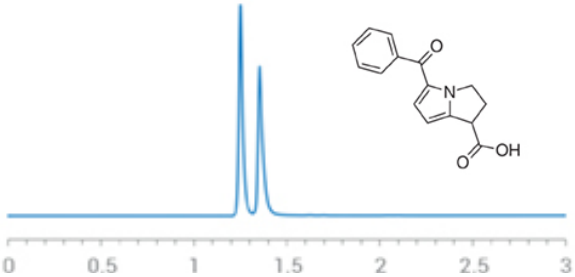

Retention (min): 1.25/1.35 (Peak1/Peak 2)
Resolution: 2.68

Method Conditions

Column: InfinityLab Poroshell 120 Chiral-T (10 cm x 4.6 mm, 2.7 µm)
Mobile phase: 100/0.3 wt %: Methanol/Ammonium Trifluoroacetate
Flow Rate: 1.0 mL/min
Temperature: 45 °C
Injection Volume: 1.0 µL
Detection: UV 220 nm

Methorphan

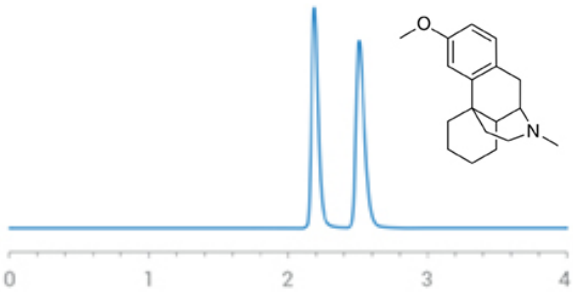

Retention (min): 2.19/2.51 (Peak1/Peak 2)
Resolution: 3.34

Method Conditions

Column: InfinityLab Poroshell 120 Chiral-V (10 cm x 4.6 mm, 2.7 µm)
Mobile phase: 80/20: Methanol/15 mM Ammonium Formate (pH 3.6)
Flow Rate: 1.0 mL/min
Temperature: Ambient (23 °C)
Injection Volume: 1.0 µL
Detection: UV 220 nm

Nefopam

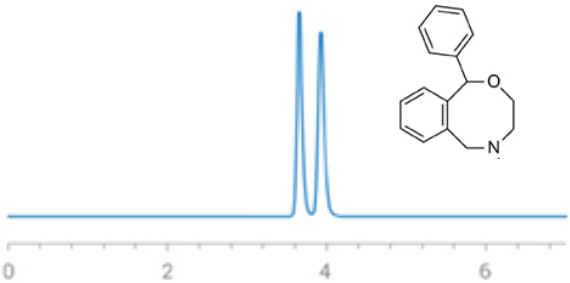

Retention (min): 3.66/3.93 (Peak1/Peak 2)
Resolution: 2.10

Method Conditions

Column: InfinityLab Poroshell 120 Chiral-V (10 cm x 4.6 mm, 2.7 µm)
Mobile phase: 100/0.1 wt %: Methanol/Ammonium Trifluoroacetate
Flow Rate: 0.7 mL/min
Temperature: 45 °C
Injection Volume: 1.0 µL
Detection: UV 220 nm

Tramadol

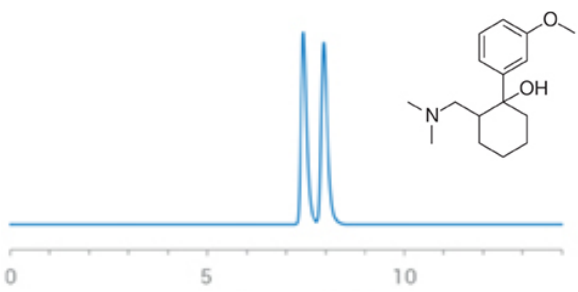

Retention (min): 7.44/7.95 (Peak1/Peak 2)
Resolution: 1.90

Method Conditions

Column: InfinityLab Poroshell 120 Chiral-V (15 cm x 4.6 mm, 2.7 µm)
Mobile phase: 30/70: Methanol/50 mM Ammonium Formate (pH 3.6)
Flow Rate: 0.3 mL/min
Temperature: 45 °C
Injection Volume: 1.0 µL
Detection: UV 230 nm

Hexobarbital

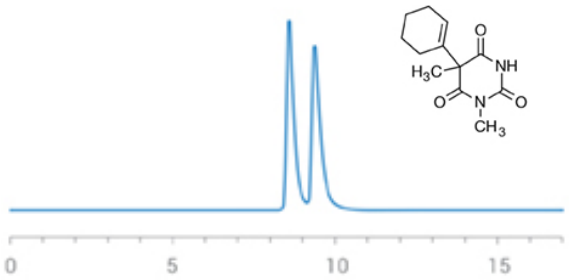

Retention (min): 4.63/4.99 (Peak1/Peak 2)
Resolution: 1.54

Method Conditions

Column: InfinityLab Poroshell 120 Chiral-T (10 cm x 4.6 mm, 2.7 µm)
Mobile phase: 30/70: Methanol/15 mM Ammonium Formate (pH 3.6)
Flow Rate: 0.5 mL/min
Temperature: Ambient (23 °C)
Injection Volume: 1.0 µL
Detection: UV 220 nm

Hexobarbital

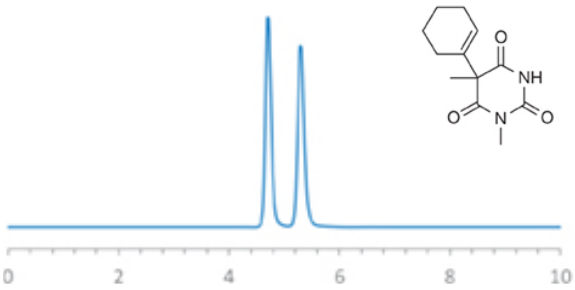

Retention (min): 4.70/5.29 (Peak1/Peak 2)
Resolution: 2.92

Method Conditions

Column: InfinityLab Poroshell 120 Chiral-V (10 cm x 4.6 mm, 2.7 µm)
Mobile phase: 30/70: Methanol/15 mM Ammonium Formate (pH 3.6)
Flow Rate: 0.5 mL/min
Temperature: Ambient (23 °C)
Injection Volume: 1.0 µL
Detection: UV 220 nm

Mepivacaine

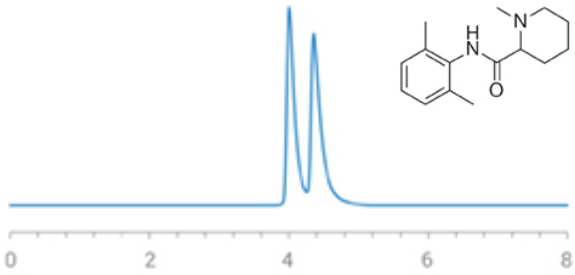

Retention (min): 4.01/4.36 (Peak1/Peak 2)
Resolution: 1.42

Method Conditions

Column: InfinityLab Poroshell 120 Chiral-T (10 cm x 4.6 mm, 2.7 µm)
Mobile phase: 100/0.2/0.05: Methanol/Acetic Acid/Ammonium Hydroxide
Flow Rate: 1.0 mL/min
Temperature: Ambient (23 °C)
Injection Volume: 1.0 µL
Detection: UV 220 nm

Mepivacaine

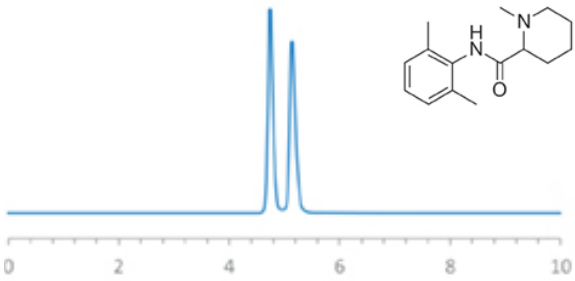

Retention (min): 4.75/5.14 (Peak1/Peak 2)
Resolution: 2.25

Method Conditions

Column: InfinityLab Poroshell 120 Chiral-V (10 cm x 4.6 mm, 2.7 µm)
Mobile phase: 90/10: Methanol/15 mM Ammonium Formate (pH 3.6)
Flow Rate: 0.5 mL/min
Temperature: 30 °C
Injection Volume: 1.0 µL
Detection: UV 220 nm

Bupivicaine

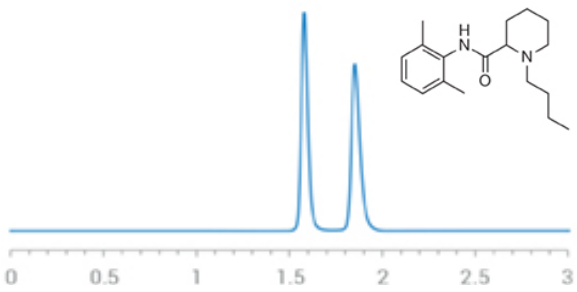

Retention (min): 1.58/1.85 (Peak1/Peak 2)
Resolution: 3.76

Method Conditions

Column: InfinityLab Poroshell 120 Chiral-V (10 cm x 4.6 mm, 2.7 µm)
Mobile phase: 100/0.1 wt %: Methanol/Ammonium Trifluoroacetate
Flow Rate: 1.0 mL/min
Temperature: Ambient (23 °C)
Injection Volume: 1.0 µL
Detection: UV 220 nm

Mephobarbital

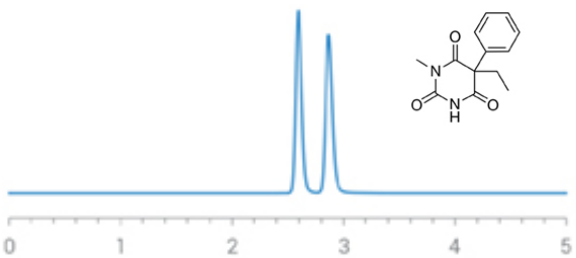

Retention (min): 2.60/2.87 (Peak1/Peak 2)
Resolution: 2.63

Method Conditions

Column: InfinityLab Poroshell 120 Chiral-V (10 cm x 4.6 mm, 2.7 µm)
Mobile phase: 30/70: Methanol/15 mM Ammonium Formate (pH 3.6)
Flow Rate: 1.0 mL/min
Temperature: 45 °C
Injection Volume: 1.0 µL
Detection: UV 220 nm

Prilocaine

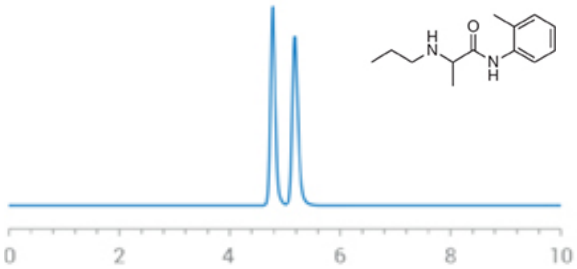

Retention (min): 4.78/5.18 (Peak1/Peak 2)
Resolution: 2.31

Method Conditions

Column: InfinityLab Poroshell 120 Chiral-V (10 cm x 4.6 mm, 2.7 µm)
Mobile phase: 100/0.2/0.1: Methanol/Acetic Acid/Triethylamine
Flow Rate: 0.5 mL/min
Temperature: Ambient (23 °C)
Injection Volume: 1.0 µL
Detection: UV 230 nm

Coumachlor

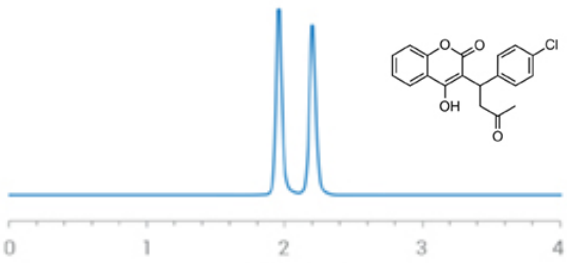

Retention (min): 1.96/2.20 (Peak1/Peak 2)
Resolution: 3.06

Method Conditions

Column: InfinityLab Poroshell 120 Chiral-T (10 cm x 4.6 mm, 2.7 µm)
Mobile phase: 30/70: Acetonitrile/15 mM Ammonium Acetate (pH 3.6)
Flow Rate: 1.0 mL/min
Temperature: 45 °C
Injection Volume: 1.0 µL
Detection: UV 220 nm

Warfarin

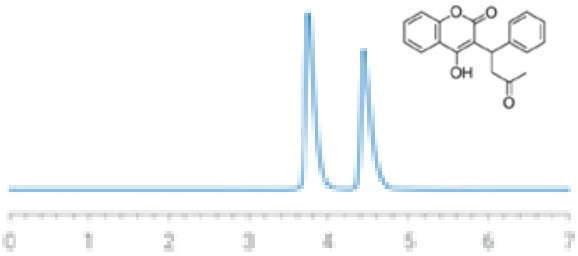

Retention (min): 3.75/4.45 (Peak1/Peak 2)
Resolution: 3.38

Method Conditions

Column: InfinityLab Poroshell 120 Chiral-T (10 cm x 4.6 mm, 2.7 µm)
Mobile phase: 30/70: Methanol/50 mM Ammonium Formate (pH 3.6)
Flow Rate: 1.0 mL/min
Temperature: 45 °C
Injection Volume: 1.0 µL
Detection: UV 230 nm

Phensuximide

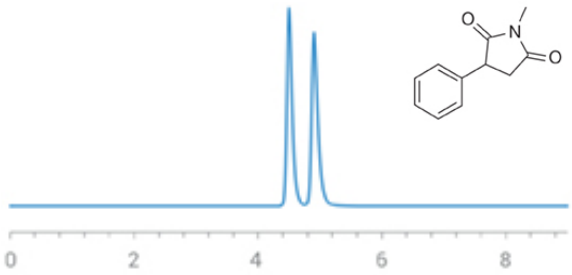

Retention (min): 4.50/4.91 (Peak1/Peak 2)
Resolution: 2.37

Method Conditions

Column: InfinityLab Poroshell 120 Chiral-T (10 cm x 4.6 mm, 2.7 µm)
Mobile phase: 30/70: Methanol/15 mM Ammonium Formate (pH 3.6)
Flow Rate: 0.5 mL/min
Temperature: Ambient (23 °C)
Injection Volume: 0.5 µL
Detection: UV 220 nm

Phensuximide

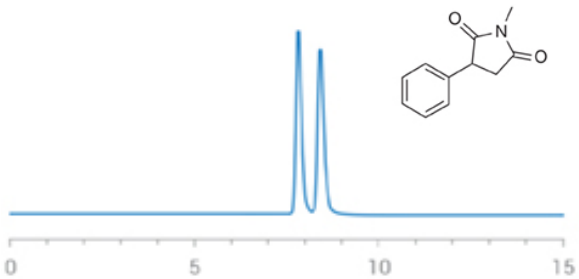

Retention (min): 7.83/8.43 (Peak1/Peak 2)
Resolution: 2.04

Method Conditions

Column: InfinityLab Poroshell 120 Chiral-V (10 cm x 4.6 mm, 2.7 µm)
Mobile phase: 30/70: Methanol/15 mM Ammonium Formate (pH 3.6)
Flow Rate: 0.3 mL/min
Temperature: Ambient (23 °C)
Injection Volume: 1.0 µL
Detection: UV 230 nm

α-methyl-α-phenylsuccinimide

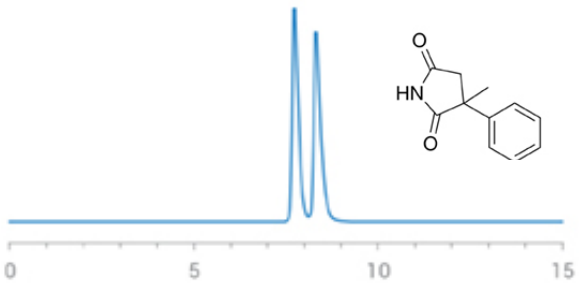

Retention (min): 7.73/8.32 (Peak1/Peak 2)
Resolution: 1.92

Method Conditions

Column: InfinityLab Poroshell 120 Chiral-T (10 cm x 4.6 mm, 2.7 µm)
Mobile phase: 30/70: Methanol/50 mM Ammonium Formate (pH 3.6)
Flow Rate: 0.3 mL/min
Temperature: 25 °C
Injection Volume: 1.0 µL
Detection: UV 230 nm

Bupropion

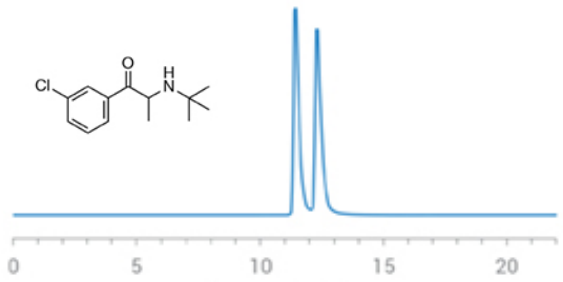

Retention (min): 4.63/4.99 (Peak1/Peak 2)
Resolution: 1.54

Method Conditions

Column: InfinityLab Poroshell 120 Chiral-CD (10 cm x 4.6 mm, 2.7 µm)
Mobile phase: 30/70: Methanol/15 mM Ammonium Formate (pH 3.6)
Flow Rate: 0.5 mL/min
Temperature: Ambient (23 °C)
Injection Volume: 1.0 µL
Detection: UV 220 nm

Temazepam

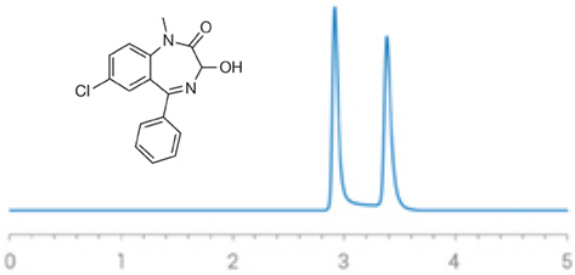

Retention (min): 2.92/3.38 (Peak1/Peak 2)
Resolution: 4.63

Method Conditions

Column: InfinityLab Poroshell 120 Chiral-CD (15 cm x 4.6 mm, 2.7 µm)
Mobile phase: 20/80: Acetonitrile/50 mM Ammonium Formate (pH 3.6)
Flow Rate: 1.0 mL/min
Temperature: Ambient (23 °C)
Injection Volume: 1.0 µL
Detection: UV 230 nm

Lorazepam

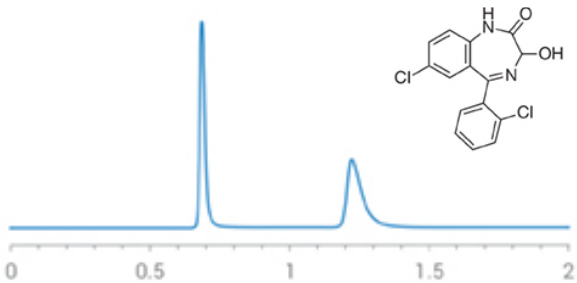

Retention (min): 0.69/1.22 (Peak1/Peak 2)
Resolution: 8.65

Method Conditions

Column: InfinityLab Poroshell 120 Chiral-T (10 cm x 4.6 mm, 2.7 µm)
Mobile phase: 100: Methanol
Flow Rate: 2.0 mL/min
Temperature: Ambient (23 °C)
Injection Volume: 1.0 µL
Detection: UV 220 nm

Lormetazepam

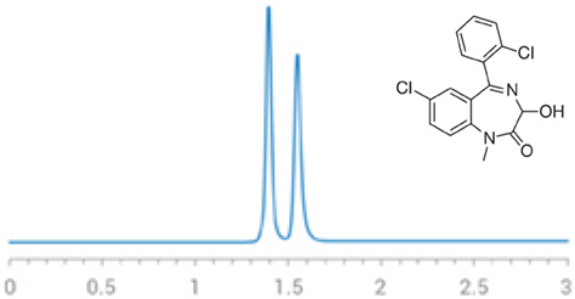

Retention (min): 1.40/1.55 (Peak1/Peak 2)
Resolution: 2.71

Method Conditions

Column: InfinityLab Poroshell 120 Chiral-T (10 cm x 4.6 mm, 2.7 µm)
Mobile phase: 100: Methanol
Flow Rate: 1.0 mL/min
Temperature: 10 °C
Injection Volume: 1.0 µL
Detection: UV 220 nm

Mianserin

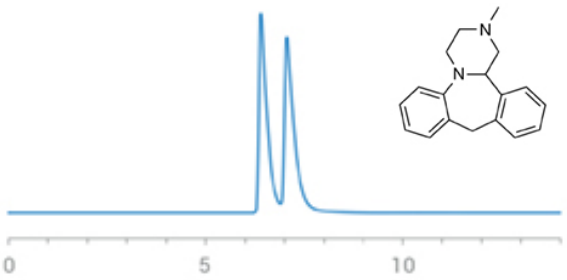

Retention (min): 6.41/7.06 (Peak1/Peak 2)
Resolution: 1.50

Method Conditions

Column: InfinityLab Poroshell 120 Chiral-T (10 cm x 4.6 mm, 2.7 µm)
Mobile phase: 100/0.1 wt %: Methanol/Ammonium Trifluoroacetate
Flow Rate: 1.0 mL/min
Temperature: Ambient (23 °C)
Injection Volume: 1.0 µL
Detection: UV 254 nm

Mianserin

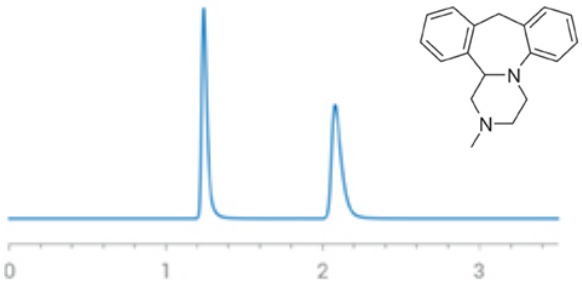

Retention (min): 1.24/2.08 (Peak1/Peak 2)
Resolution: 9.77

Method Conditions

Column: InfinityLab Poroshell 120 Chiral-V (10 cm x 4.6 mm, 2.7 µm)
Mobile phase: 100/0.1 wt %: Methanol/Ammonium Trifluoroacetate
Flow Rate: 2.0 mL/min
Temperature: 45 °C
Injection Volume: 1.0 µL
Detection: UV 230 nm

Oxazepam

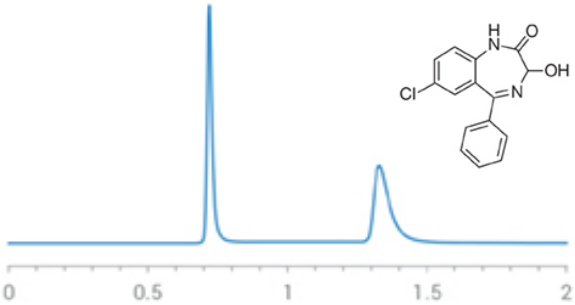

Retention (min): 0.72/1.33 (Peak1/Peak 2)
Resolution: 9.49

Method Conditions

Column: InfinityLab Poroshell 120 Chiral-T (10 cm x 4.6 mm, 2.7 µm)
Mobile phase: 100: Methanol
Flow Rate: 2.0 mL/min
Temperature: Ambient (23 °C)
Injection Volume: 1.0 µL
Detection: UV 220 nm

Fluoxetine

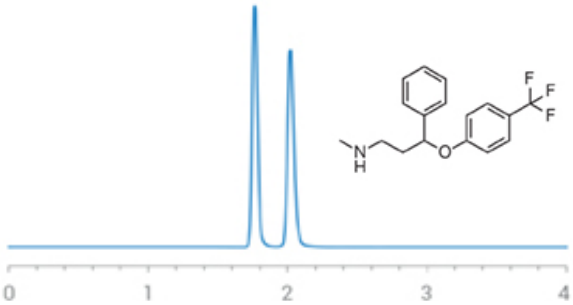

Retention (min): 1.76/2.02 (Peak1/Peak 2)
Resolution: 3.46

Method Conditions

Column: InfinityLab Poroshell 120 Chiral-V (10 cm x 4.6 mm, 2.7 µm)
Mobile phase: 100/0.1 wt %: Methanol/Ammonium Trifluoroacetate
Flow Rate: 1.0 mL/min
Temperature: Ambient (23 °C)
Injection Volume: 1.0 µL
Detection: UV 220 nm

Tranylcypromine

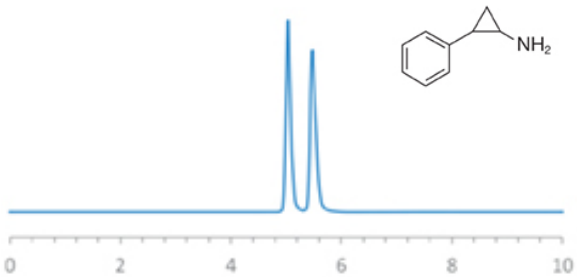

Retention (min): 5.04/5.48 (Peak1/Peak 2)
Resolution: 2.53

Method Conditions

Column: InfinityLab Poroshell 120 Chiral-V (10 cm x 4.6 mm, 2.7 µm)
Mobile phase: 90/10: Methanol/15 mM Ammonium Formate (pH 3.6)
Flow Rate: 0.5 mL/min
Temperature: 30 °C
Injection Volume: 1.0 µL
Detection: UV 220 nm

Trimipramine

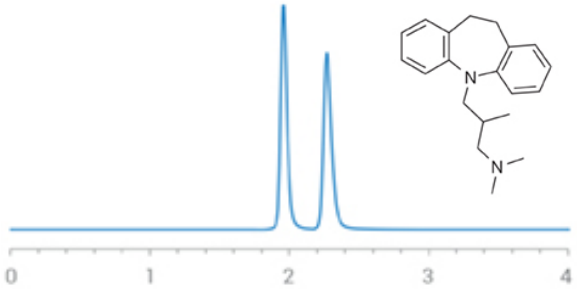

Retention (min): 1.95/2.27 (Peak1/Peak 2)
Resolution: 3.37

Method Conditions

Column: InfinityLab Poroshell 120 Chiral-V (10 cm x 4.6 mm, 2.7 µm)
Mobile phase: 100/0.1 wt %: Methanol/Ammonium Trifluoroacetate
Flow Rate: 1.0 mL/min
Temperature: Ambient (23 °C)
Injection Volume: 1.0 µL
Detection: UV 220 nm

Venlafaxine

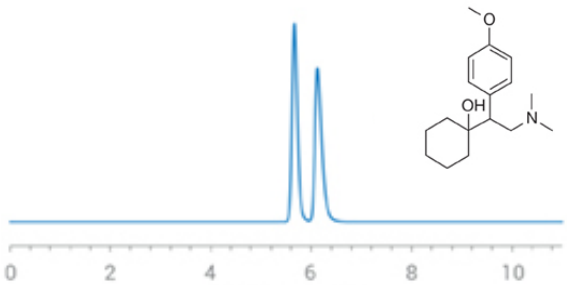

Retention (min): 5.67/6.13 (Peak1/Peak 2)
Resolution: 2.12

Method Conditions

Column: InfinityLab Poroshell 120 Chiral-V (10 cm x 4.6 mm, 2.7 µm)
Mobile phase: 100/0.2/0.1: Methanol/Acetic Acid/Triethylamine
Flow Rate: 0.5 mL/min
Temperature: Ambient (23 °C)
Injection Volume: 1.0 µL
Detection: UV 230 nm

Acebutolol

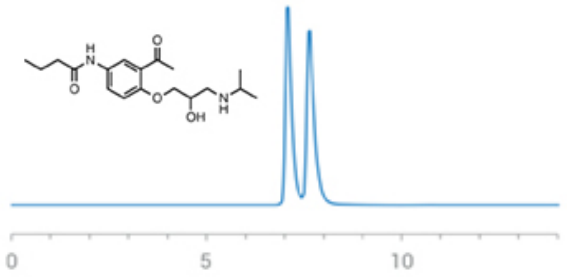

Retention (min): 7.08/7.63 (Peak1/Peak 2)
Resolution: 1.76

Method Conditions

Column: InfinityLab Poroshell 120 Chiral-T (10 cm x 4.6 mm, 2.7 µm)
Mobile phase: 100/0.2/0.05: Methanol/Acetic Acid/Ammonium Hydroxide
Flow Rate: 1.0 mL/min
Temperature: Ambient (23 °C)
Injection Volume: 1.0 µL
Detection: UV 220 nm

Acebutolol

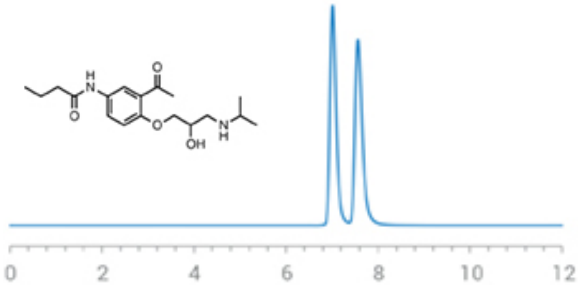

Retention (min): 7.01/7.56 (Peak1/Peak 2)
Resolution: 2.12

Method Conditions

Column: InfinityLab Poroshell 120 Chiral-V (15 cm x 4.6 mm, 2.7 µm)
Mobile phase: 100/0.2/0.1: Methanol/Acetic Acid/Triethylamine
Flow Rate: 0.5 mL/min
Temperature: Ambient (23 °C)
Injection Volume: 1.0 µL
Detection: UV 230 nm

Alprenolol

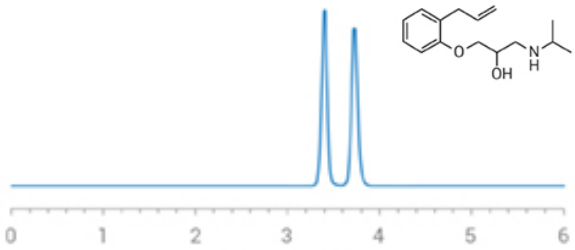

Retention (min): 3.40/3.73 (Peak1/Peak 2)
Resolution: 2.78

Method Conditions

Column: InfinityLab Poroshell 120 Chiral-T (10 cm x 4.6 mm, 2.7 µm)
Mobile phase: 60/40/0.3/0.2: Acetonitrile/Methanol/Acetic Acid/TEA
Flow Rate: 1.0 mL/min
Temperature: Ambient (23 °C)
Injection Volume: 1.0 µL
Detection: UV 230 nm

Alprenolol

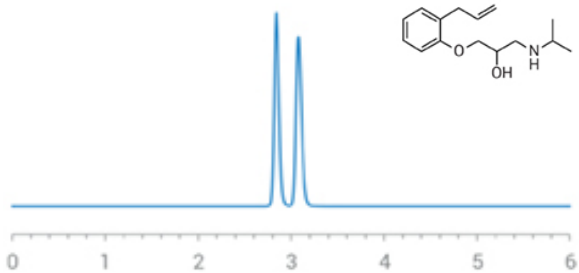

Retention (min): 2.84/3.08 (Peak1/Peak 2)
Resolution: 2.31

Method Conditions

Column: InfinityLab Poroshell 120 Chiral-V (10 cm x 4.6 mm, 2.7 µm)
Mobile phase: 100/0.2/0.05: Methanol/Acetic Acid/Ammonium Hydroxide
Flow Rate: 0.8 mL/min
Temperature: Ambient (23 °C)
Injection Volume: 1.0 µL
Detection: UV 230 nm

Atenolol

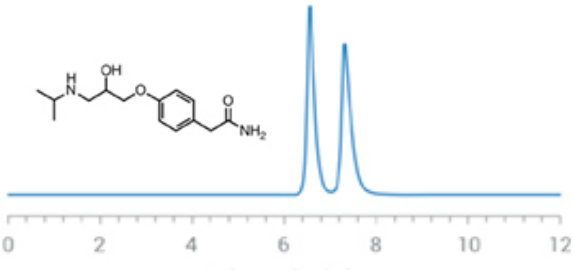

Retention (min): 6.56/7.31 (Peak1/Peak 2)
Resolution: 2.46

Method Conditions

Column: InfinityLab Poroshell 120 Chiral-T (10 cm x 4.6 mm, 2.7 µm)
Mobile phase: 100/0.2/0.1: Methanol/Acetic Acid/Triethylamine
Flow Rate: 1.0 mL/min
Temperature: Ambient (23 °C)
Injection Volume: 1.0 µL
Detection: UV 220 nm

Atenolol

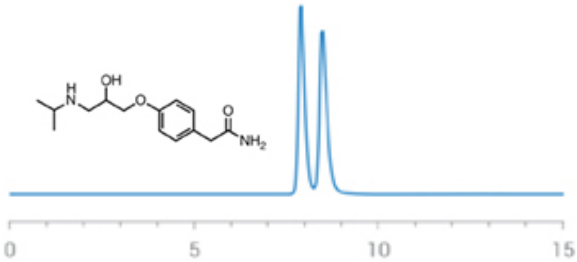

Retention (min): 7.91/8.49 (Peak1/Peak 2)
Resolution: 1.76

Method Conditions

Column: InfinityLab Poroshell 120 Chiral-V (10 cm x 4.6 mm, 2.7 µm)
Mobile phase: 100/0.2/0.05: Methanol/Acetic Acid/Ammonium Hydroxide
Flow Rate: 0.5 mL/min
Temperature: Ambient (23 °C)
Injection Volume: 1.0 µL
Detection: UV 220 nm

Esmolol

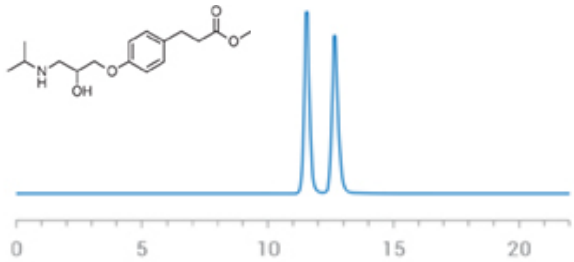

Retention (min): 11.55 /12.66 (Peak1/Peak 2)
Resolution: 2.70

Method Conditions

Column: InfinityLab Poroshell 120 Chiral-T (10 cm x 4.6 mm, 2.7 µm)
Mobile phase: 100/0.1 wt %: Methanol/Ammonium Formate
Flow Rate: 0.3 mL/min
Temperature: Ambient (23 °C)
Injection Volume: 1.0 µL
Detection: UV 220 nm

Esmolol

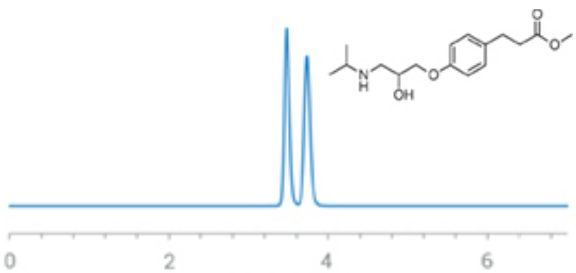

Retention (min): 3.48/3.73 (Peak1/Peak 2)
Resolution: 2.02

Method Conditions

Column: InfinityLab Poroshell 120 Chiral-V (10 cm x 4.6 mm, 2.7 µm)
Mobile phase: 100/0.2/0.05: Methanol/Acetic Acid/Ammonium Hydroxide
Flow Rate: 0.7 mL/min
Temperature: Ambient (23 °C)
Injection Volume: 1.0 µL
Detection: UV 220 nm

Isoproterenol

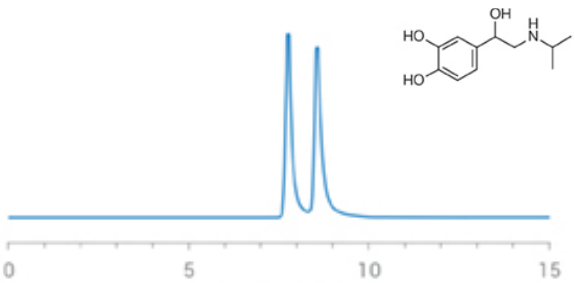

Retention (min): 7.76/8.56 (Peak1/Peak 2)
Resolution: 2.70

Method Conditions

Column: InfinityLab Poroshell 120 Chiral-T (10 cm x 4.6 mm, 2.7 µm)
Mobile phase: 100/0.2/0.1: Methanol/Trifluoroacetate/Ammonium Hydroxide
Flow Rate: 0.7 mL/min
Temperature: 45 °C
Injection Volume: 1.0 µL
Detection: UV 230 nm

Isoproterenol

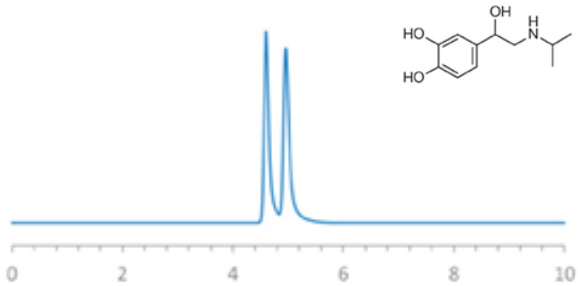

Retention (min): 4.60/4.96 (Peak1/Peak 2)
Resolution: 1.0

Method Conditions

Column: InfinityLab Poroshell 120 Chiral-V (10 cm x 4.6 mm, 2.7 µm)
Mobile phase: 100/0.2/0.05: Methanol/Acetic Acid/Ammonium Hydroxide
Flow Rate: 0.5 mL/min
Temperature: Ambient (23 °C)
Injection Volume: 1.0 µL
Detection: UV 220 nm

Metaproterenol

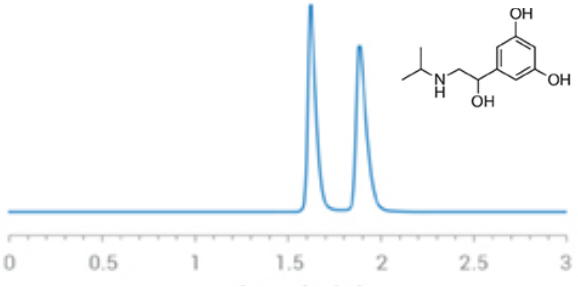

Retention (min): 1.62/1.89 (Peak1/Peak 2)
Resolution: 3.01

Method Conditions

Column: InfinityLab Poroshell 120 Chiral-T (10 cm x 4.6 mm, 2.7 µm)
Mobile phase: 60/40/0.3/0.2: Acetonitrile/Methanol/Acetic Acid/TEA
Flow Rate: 3.5 mL/min
Temperature: 45 °C
Injection Volume: 1.0 µL
Detection: UV 230 nm

Metaproterenol

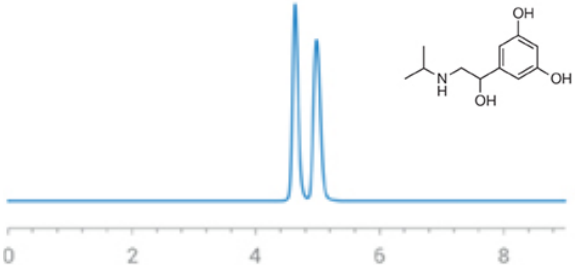

Retention (min): 4.63/4.98 (Peak1/Peak 2)
Resolution: 1.89

Method Conditions

Column: InfinityLab Poroshell 120 Chiral-V (10 cm x 4.6 mm, 2.7 µm)
Mobile phase: 100/0.2/0.05: Methanol/Acetic Acid/Ammonium Hydroxide
Flow Rate: 0.5 mL/min
Temperature: Ambient (23 °C)
Injection Volume: 1.0 µL
Detection: UV 230 nm

Metoprolol

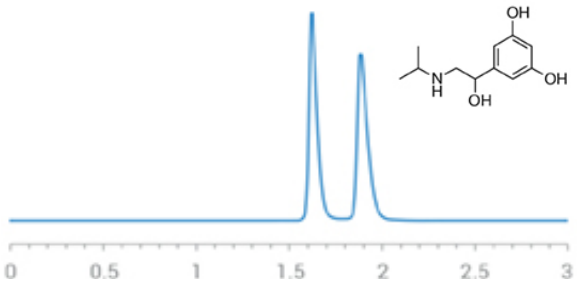

Retention (min): 1.62/1.89 (Peak1/Peak 2)
Resolution: 3.01

Method Conditions

Column: InfinityLab Poroshell 120 Chiral-T (10 cm x 4.6 mm, 2.7 µm)
Mobile phase: 60/40/0.3/0.2: Acetonitrile/Methanol/Acetic Acid/TEA
Flow Rate: 3.5 mL/min
Temperature: 45 °C
Injection Volume: 1.0 µL
Detection: UV 230 nm

Metoprolol

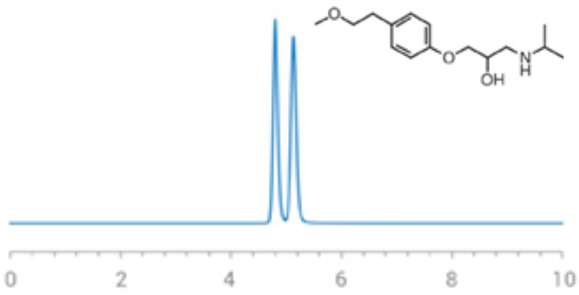

Retention (min): 4.80/5.13 (Peak1/Peak 2)
Resolution: 1.99

Method Conditions

Column: InfinityLab Poroshell 120 Chiral-V (10 cm x 4.6 mm, 2.7 µm)
Mobile phase: 100/0.2/0.05: Methanol/Acetic Acid/Ammonium Hydroxide
Flow Rate: 0.3 mL/min
Temperature: Ambient (23 °C)
Injection Volume: 1.0 µL
Detection: UV 220 nm

Pindolol

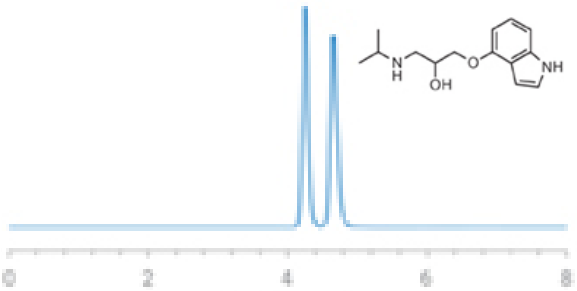

Retention (min): 4.25/4.66 (Peak1/Peak 2)
Resolution: 2.56

Method Conditions

Column: InfinityLab Poroshell 120 Chiral-T (10 cm x 4.6 mm, 2.7 µm)
Mobile phase: 60/40/0.3/0.2: Acetonitrile/Methanol/Acetic Acid/TEA
Flow Rate: 1.0 mL/min
Temperature: Ambient (23 °C)
Injection Volume: 1.0 µL
Detection: UV 230 nm

Pindolol

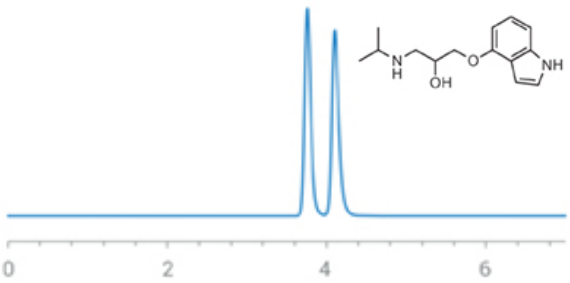

Retention (min): 3.76/4.01 (Peak1/Peak 2)
Resolution: 2.33

Method Conditions

Column: InfinityLab Poroshell 120 Chiral-V (10 cm x 4.6 mm, 2.7 µm)
Mobile phase: 100/0.2/0.05: Methanol/Acetic Acid/Ammonium Hydroxide
Flow Rate: 0.7 mL/min
Temperature: Ambient (23 °C)
Injection Volume: 1.0 µL
Detection: UV 230 nm

Propanolol

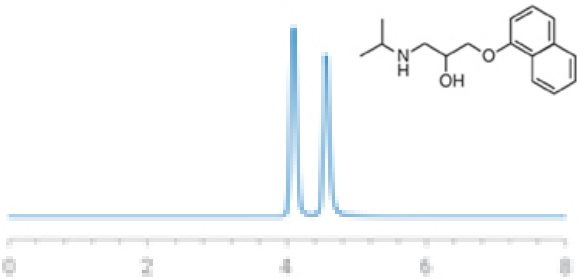

Retention (min): 4.09/4.56 (Peak1/Peak 2)
Resolution: 3.11

Method Conditions

Column: InfinityLab Poroshell 120 Chiral-T (10 cm x 4.6 mm, 2.7 µm)
Mobile phase: 60/40/0.3/0.2: Acetonitrile/Methanol/Acetic Acid/TEA
Flow Rate: 1.0 mL/min
Temperature: Ambient (23 °C)
Injection Volume: 1.0 µL
Detection: UV 230 nm

Propanolol

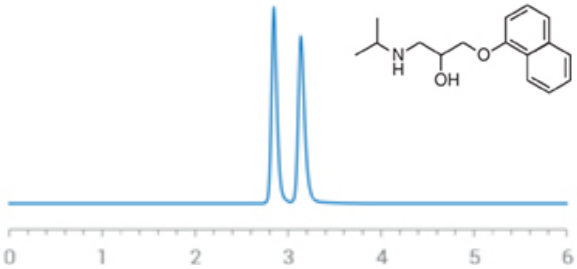

Retention (min): 2.85/3.14 (Peak1/Peak 2)
Resolution: 2.45

Method Conditions

Column: InfinityLab Poroshell 120 Chiral-V (10 cm x 4.6 mm, 2.7 µm)
Mobile phase: 100/0.2/0.05: Methanol/Acetic Acid/Ammonium Hydroxide
Flow Rate: 1.0 mL/min
Temperature: Ambient (23 °C)
Injection Volume: 1.0 µL
Detection: UV 230 nm

Salbutamol

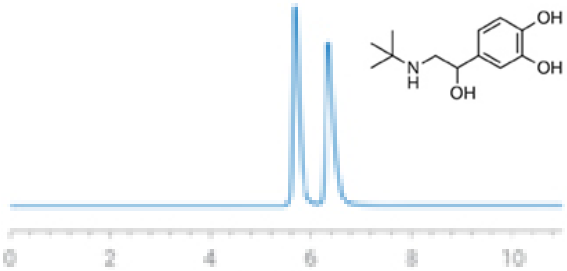

Retention (min): 5.69/6.34 (Peak1/Peak 2)
Resolution: 2.66

Method Conditions

Column: InfinityLab Poroshell 120 Chiral-T (10 cm x 4.6 mm, 2.7 µm)
Mobile phase: 60/40/0.3/0.2: Acetonitrile/Methanol/Acetic Acid/TEA
Flow Rate: 1.0 mL/min
Temperature: 45 °C
Injection Volume: 1.0 µL
Detection: UV 230 nm

Salbutamol

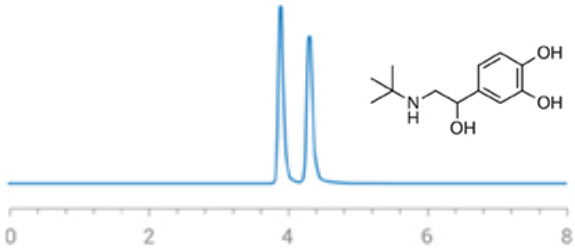

Retention (min): 3.89/4.30 (Peak1/Peak 2)
Resolution: 2.90

Method Conditions

Column: InfinityLab Poroshell 120 Chiral-V (10 cm x 4.6 mm, 2.7 µm)
Mobile phase: 100/0.2/0.05: Methanol/Acetic Acid/Ammonium Hydroxide
Flow Rate: 0.5 mL/min
Temperature: Ambient (23 °C)
Injection Volume: 1.0 µL
Detection: UV 220 nm

Sotalol

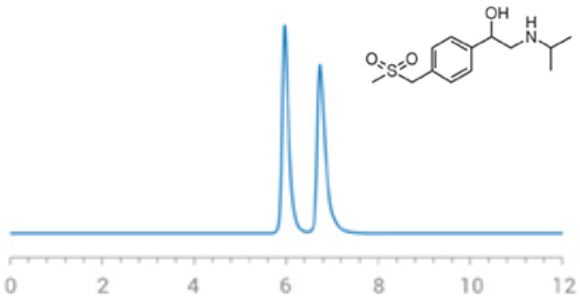

Retention (min): 5.97/6.73 (Peak1/Peak 2)
Resolution: 2.77

Method Conditions

Column: InfinityLab Poroshell 120 Chiral-T (10 cm x 4.6 mm, 2.7 µm)
Mobile phase: 60/40/0.3/0.2: Acetonitrile/Methanol/Acetic Acid/TEA
Flow Rate: 1.0 mL/min
Temperature: Ambient (23 °C)
Injection Volume: 1.0 µL
Detection: UV 220 nm

Sotalol

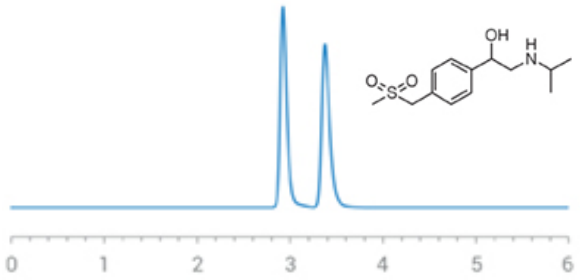

Retention (min): 2.93/3.38 (Peak1/Peak 2)
Resolution: 3.28

Method Conditions

Column: InfinityLab Poroshell 120 Chiral-V (10 cm x 4.6 mm, 2.7 µm)
Mobile phase: 100/0.2/0.05: Methanol/Acetic Acid/Ammonium Hydroxide
Flow Rate: 1.0 mL/min
Temperature: Ambient (23 °C)
Injection Volume: 1.0 µL
Detection: UV 230 nm

Terbutaline

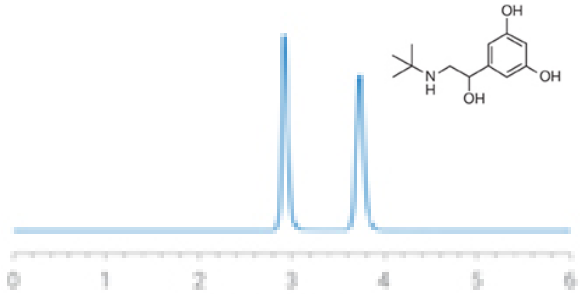

Retention (min): 2.92/3.74 (Peak1/Peak 2)
Resolution: 6.48

Method Conditions

Column: InfinityLab Poroshell 120 Chiral-T (10 cm x 4.6 mm, 2.7 µm)
Mobile phase: 100/0.2/0.1: Methanol/Acetic Acid/Triethylamine
Flow Rate: 1.0 mL/min
Temperature: Ambient (23 °C)
Injection Volume: 1.0 µL
Detection: UV 220 nm

Terbutaline

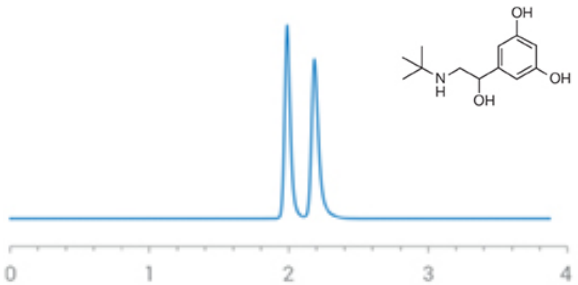

Retention (min): 1.99/2.18 (Peak1/Peak 2)
Resolution: 2.34

Method Conditions

Column: InfinityLab Poroshell 120 Chiral-V (10 cm x 4.6 mm, 2.7 µm)
Mobile phase: 100/0.2/0.05: Methanol/Acetic Acid/Ammonium Hydroxide
Flow Rate: 1.0 mL/min
Temperature: Ambient (23 °C)
Injection Volume: 1.0 µL
Detection: UV 230 nm

Tulobuterol

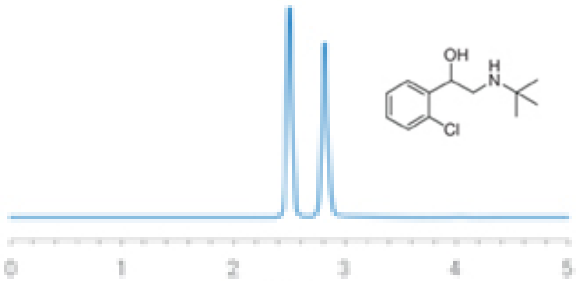

Retention (min): 2.50/2.82 (Peak1/Peak 2)
Resolution: 3.51

Method Conditions

Column: InfinityLab Poroshell 120 Chiral-T (10 cm x 4.6 mm, 2.7 µm)
Mobile phase: 100/0.2/0.1: Methanol/Acetic Acid/Triethylamine
Flow Rate: 1.0 mL/min
Temperature: Ambient (23 °C)
Injection Volume: 1.0 µL
Detection: UV 220 nm

Tulobuterol

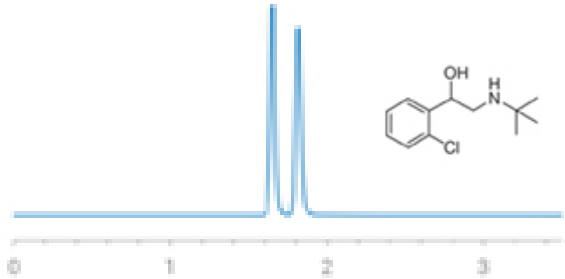

Retention (min): 1.65/1.82 (Peak1/Peak 2)
Resolution: 2.94

Method Conditions

Column: InfinityLab Poroshell 120 Chiral-V (10 cm x 4.6 mm, 2.7 µm)
Mobile phase: 100/0.2/0.05: Methanol/Acetic Acid/Ammonium Hydroxide
Flow Rate: 1.0 mL/min
Temperature: Ambient (23 °C)
Injection Volume: 1.0 µL
Detection: UV 220 nm

Carvedilol

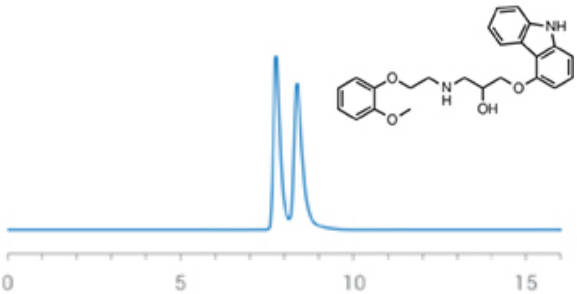

Retention (min): 7.76/8.37 (Peak1/Peak 2)
Resolution: 1.50

Method Conditions

Column: InfinityLab Poroshell 120 Chiral-V (10 cm x 4.6 mm, 2.7 µm)
Mobile phase: 100/0.2/0.05: Methanol/Acetic Acid/Ammonium Hydroxide
Flow Rate: 0.5 mL/min
Temperature: Ambient (23 °C)
Injection Volume: 1.0 µL
Detection: UV 220 nm

Baclofen

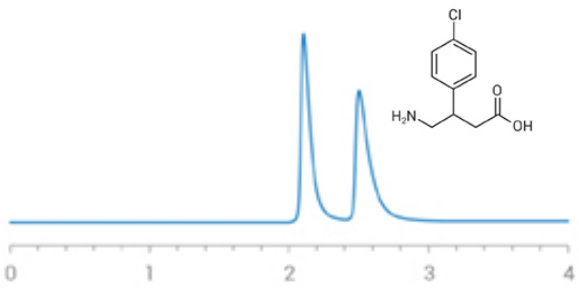

Retention (min): 2.11/2.50 (Peak1/Peak 2)
Resolution: 2.87

Method Conditions

Column: InfinityLab Poroshell 120 Chiral-T (10 cm x 4.6 mm, 2.7 µm)
Mobile phase: 100/ 0.1 wt %: Methanol/Ammonium Trifluoroacetate
Flow Rate: 1.5 mL/min
Temperature: 45 °C
Injection Volume: 1.0 µL
Detection: UV 220 nm

Baclofen

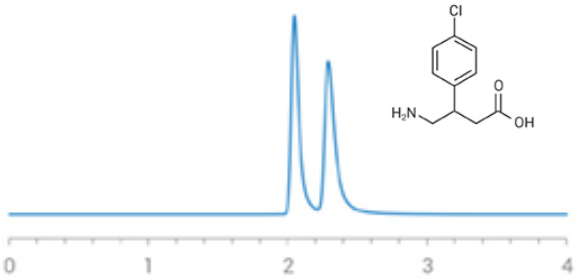

Retention (min): 2.05/2.29 (Peak1/Peak 2)
Resolution: 1.83

Method Conditions

Column: InfinityLab Poroshell 120 Chiral-V (10 cm x 4.6 mm, 2.7 µm)
Mobile phase: 90/10: Methanol/15 mM Ammonium Formate (pH 3.6)
Flow Rate: 1.0 mL/min
Temperature: Ambient (23 °C)
Injection Volume: 1.0 µL
Detection: UV 220 nm

Octoclothepin

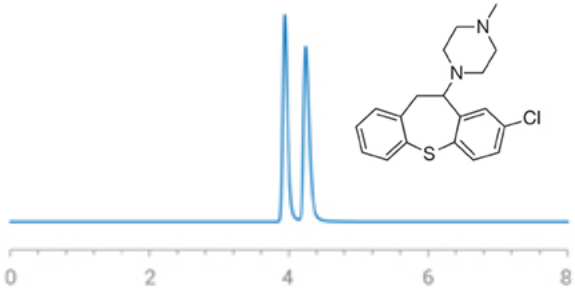

Retention (min): 3.94/4.24 (Peak1/Peak 2)
Resolution: 2.23

Method Conditions

Column: InfinityLab Poroshell 120 Chiral-V (15 cm x 4.6 mm, 2.7 µm)
Mobile phase: 90/10: Methanol/50 mM Ammonium Formate (pH 3.6)
Flow Rate: 0.7 mL/min
Temperature: 45 °C
Injection Volume: 1.0 µL
Detection: UV 230 nm

Tolperisone

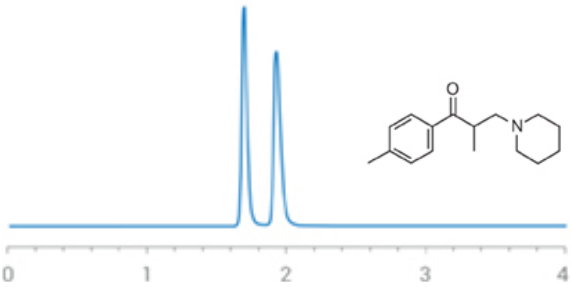

Retention (min): 1.69/1.93 (Peak1/Peak 2)
Resolution: 3.05

Method Conditions

Column: InfinityLab Poroshell 120 Chiral-V (10 cm x 4.6 mm, 2.7 µm)
Mobile phase: 100/0.1 wt %: Methanol/Ammonium Trifluoroacetate
Flow Rate: 1.0 mL/min
Temperature: Ambient (23 °C)
Injection Volume: 1.0 µL
Detection: UV 220 nm

Chlorthalidone

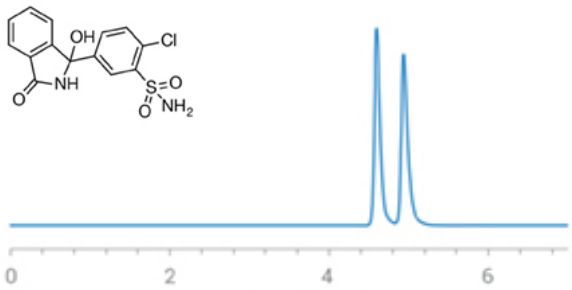

Retention (min): 4.60/4.94 (Peak1/Peak 2)
Resolution: 2.45

Method Conditions

Column: InfinityLab Poroshell 120 Chiral-CD (15 cm x 4.6 mm, 2.7 µm)
Mobile phase: 10/90: Acetonitrile/50 mM Ammonium Formate (pH 3.6)
Flow Rate: 0.7 mL/min
Temperature: 40 °C
Injection Volume: 1.0 µL
Detection: UV 230 nm

Chlorthalidone

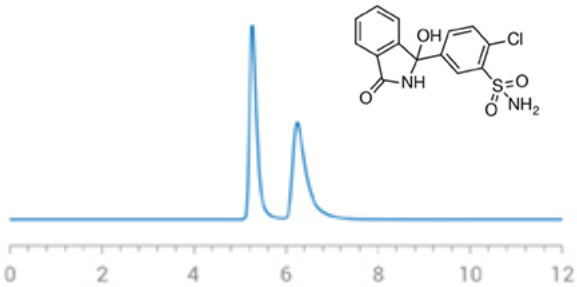

Retention (min): 5.26/6.24 (Peak1/Peak 2)
Resolution: 2.54

Method Conditions

Column: InfinityLab Poroshell 120 Chiral-T (10 cm x 4.6 mm, 2.7 µm)
Mobile phase: 30/70: Methanol/16 mM Ammonium Formate (pH 3.6)
Flow Rate: 0.5 mL/min
Temperature: Ambient (23 °C)
Injection Volume: 1.0 µL
Detection: UV 220 nm

Bendroflumethazide

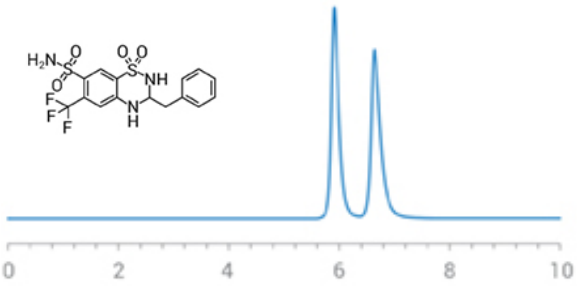

Retention (min): 5.91/6.64 (Peak1/Peak 2)
Resolution: 2.79

Method Conditions

Column: InfinityLab Poroshell 120 Chiral-T (10 cm x 4.6 mm, 2.7 µm)
Mobile phase: 30/70: Methanol/50 mM Ammonium Trifluoroacetate (pH 3.6)
Flow Rate: 0.5 mL/min
Temperature: 45 °C
Injection Volume: 1.0 µL
Detection: UV 220 nm

Benalaxyl

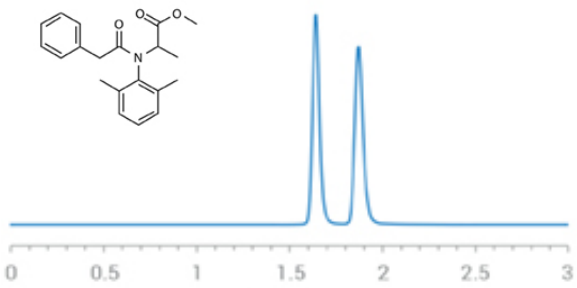

Retention (min): 1.64/1.87 (Peak1/Peak 2)
Resolution: 3.13

Method Conditions

Column: InfinityLab Poroshell 120 Chiral-CD (10 cm x 4.6 mm, 2.7 µm)
Mobile phase: 30/70: Acetonitrile/15 mM Ammonium Formate (pH 3.6)
Flow Rate: 1.0 mL/min
Temperature: Ambient (23 °C)
Injection Volume: 1.0 µL
Detection: UV 220 nm

Econazole

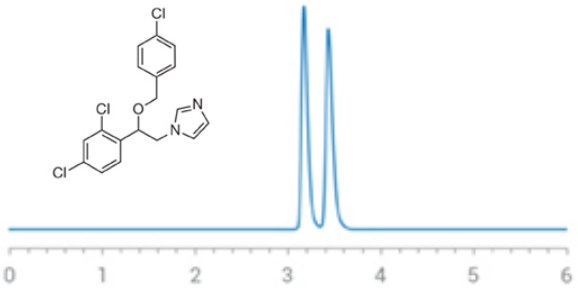

Retention (min): 3.17/3.43 (Peak1/Peak 2)
Resolution: 2.15

Method Conditions

Column: InfinityLab Poroshell 120 Chiral-CD (10 cm x 4.6 mm, 2.7 µm)
Mobile phase: 30/70: Acetonitrile/15 mM Ammonium Trifluoroacetate (pH 3.6)
Flow Rate: 0.7 mL/min
Temperature: Ambient (23 °C)
Injection Volume: 1.0 µL
Detection: UV 220 nm

Flutriafol

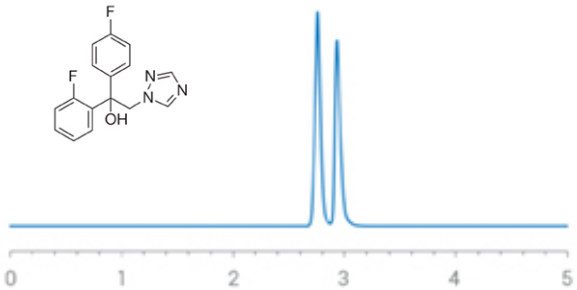

Retention (min): 2.89 /3.14 (Peak1/Peak 2)
Resolution: 2.54

Method Conditions

Column: InfinityLab Poroshell 120 Chiral-CD (15 cm x 4.6 mm, 2.7 µm)
Mobile phase: 30/70: Acetonitrile/50 mM Ammonium Formate (pH 3.6)
Flow Rate: 1.0 mL/min
Temperature: 15 °C
Injection Volume: 1.0 µL
Detection: UV 230 nm

Miconazole

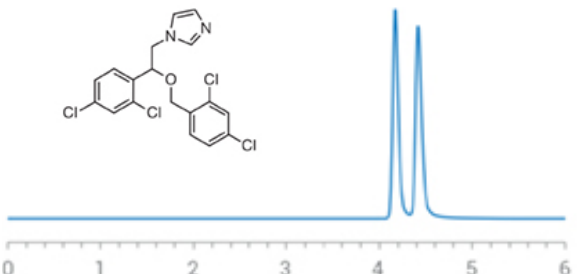

Retention (min): 4.17/4.42 (Peak1/Peak 2)
Resolution: 2.18

Method Conditions

Column: InfinityLab Poroshell 120 Chiral-CD (15 cm x 4.6 mm, 2.7 µm)
Mobile phase: 30/70: Acetonitrile/50 mM Ammonium Formate (pH 3.6)
Flow Rate: 0.7 mL/min
Temperature: 40 °C
Injection Volume: 1.0 µL
Detection: UV 230 nm

Praziquantel

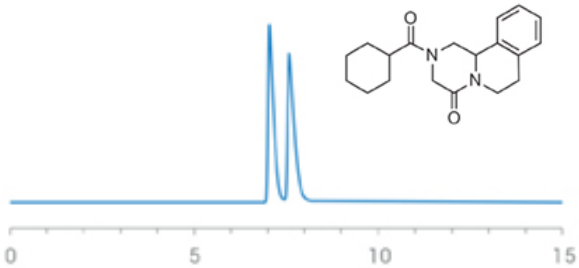

Retention (min): 7.04/7.58 (Peak1/Peak 2)
Resolution: 1.85

Method Conditions

Column: InfinityLab Poroshell 120 Chiral-CD (15 cm x 4.6 mm, 2.7 µm)
Mobile phase: 20/80: Acetonitrile/50 mM Ammonium Formate (pH 3.6)
Flow Rate: 0.7 mL/min
Temperature: 45 °C
Injection Volume: 1.0 µL
Detection: UV 230 nm

Prothioconazole

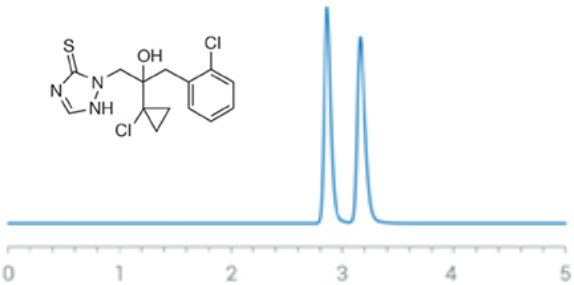

Retention (min): 2.86/3.16 (Peak1/Peak 2)
Resolution: 2.59

Method Conditions

Column: InfinityLab Poroshell 120 Chiral-CD (10 cm x 4.6 mm, 2.7 µm)
Mobile phase: 30/70: Acetonitrile/15 mM Ammonium Formate (pH 3.6)
Flow Rate: 1.0 mL/min
Temperature: Ambient (23 °C)
Injection Volume: 1.0 µL
Detection: UV 220 nm

Dichloroprop

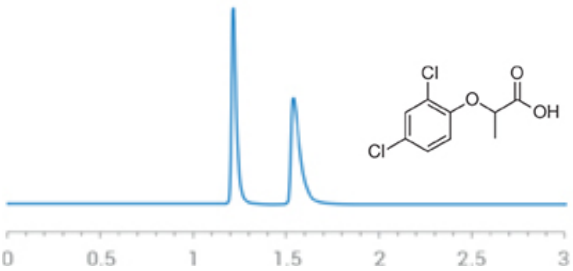

Retention (min): 1.22/1.54 (Peak1/Peak 2)
Resolution: 4.91

Method Conditions

Column: InfinityLab Poroshell 120 Chiral-T (10 cm x 4.6 mm, 2.7 µm)
Mobile phase: 100/0.3 wt %: Methanol/Ammonium Trifluoroacetate
Flow Rate: 1.0 mL/min
Temperature: Ambient (23 °C)
Injection Volume: 1.0 µL
Detection: UV 220 nm

Fenoprop

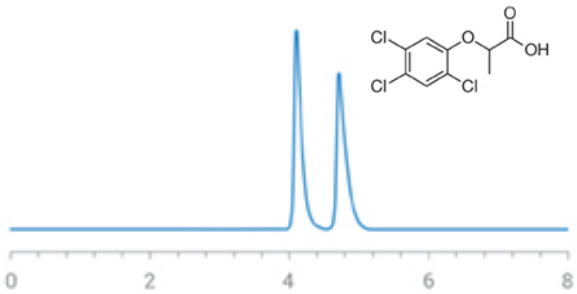

Retention (min): 4.10/4.71 (Peak1/Peak 2)
Resolution: 3.00

Method Conditions

Column: InfinityLab Poroshell 120 Chiral-T (10 cm x 4.6 mm, 2.7 µm)
Mobile phase: 30/70: Methanol/50 mM Ammonium Trifluoroacetate (pH 3.6)
Flow Rate: 0.5 mL/min
Temperature: 45 °C
Injection Volume: 1.0 µL
Detection: UV 220 nm

Haloxyfop

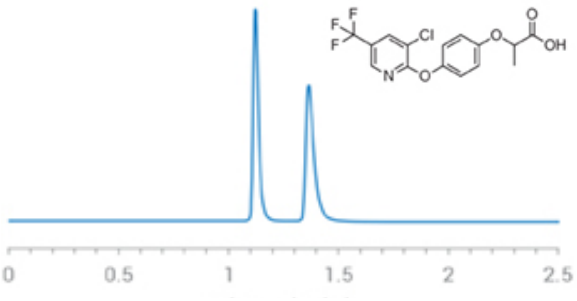

Retention (min): 1.12/1.37 (Peak1/Peak 2)
Resolution: 4.48

Method Conditions

Column: InfinityLab Poroshell 120 Chiral-T (10 cm x 4.6 mm, 2.7 µm)
Mobile phase: 100/0.3 wt %: Methanol/Ammonium Trifluoroacetate
Flow Rate: 1.0 mL/min
Temperature: Ambient (23 °C)
Injection Volume: 1.0 µL
Detection: UV 220 nm

Mandipropamid

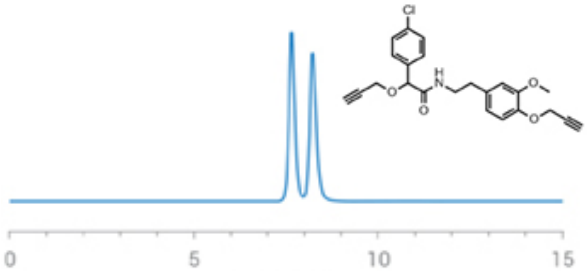

Retention (min): 7.65/8.22 (Peak1/Peak 2)
Resolution: 1.87

Method Conditions

Column: InfinityLab Poroshell 120 Chiral-V (10 cm x 4.6 mm, 2.7 µm)
Mobile phase: 30/70: Methanol/15 mM Ammonium Formate (pH 3.6)
Flow Rate: 0.5 mL/min
Temperature: 45 °C
Injection Volume: 1.0 µL
Detection: UV 230 nm

Mecoprop methyl ester

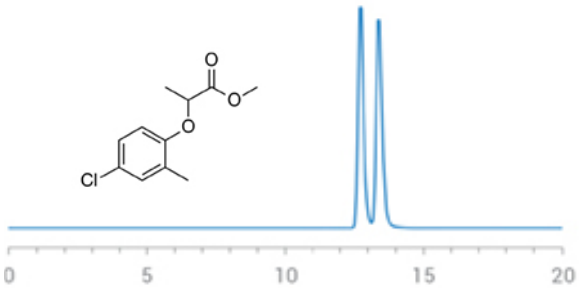

Retention (min): 12.73/13.39 (Peak1/Peak 2)
Resolution: 1.74

Method Conditions

Column: InfinityLab Poroshell 120 Chiral-T (15 cm x 4.6 mm, 2.7 µm)
Mobile phase: 30/70: Methanol/50 mM Ammonium Formate (pH 3.6)
Flow Rate: 0.5 mL/min
Temperature: 45 °C
Injection Volume: 1.0 µL
Detection: UV 230 nm

Mecoprop

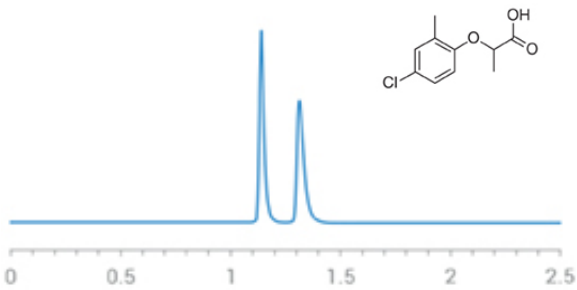

Retention (min): 1.14/1.31 (Peak1/Peak 2)
Resolution: 3.59

Method Conditions

Column: InfinityLab Poroshell 120 Chiral-T (10 cm x 4.6 mm, 2.7 µm)
Mobile phase: 100/0.3 wt %: Methanol/Ammonium Trifluoroacetate
Flow Rate: 1.0 mL/min
Temperature: Ambient (23 °C)
Injection Volume: 1.0 µL
Detection: UV 220 nm

Napropamid

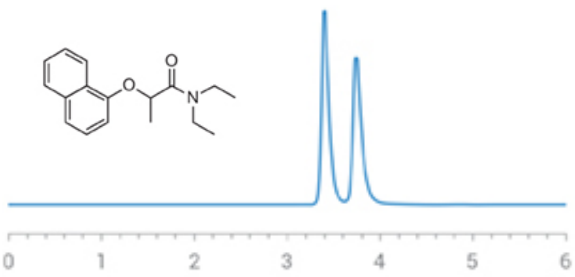

Retention (min): 3.40/3.74 (Peak1/Peak 2)
Resolution: 2.26

Method Conditions

Column: InfinityLab Poroshell 120 Chiral-T (10 cm x 4.6 mm, 2.7 µm)
Mobile phase: 30/70: Methanol/50 mM Ammonium Formate (pH 3.6)
Flow Rate: 1.0 mL/min
Temperature: 45 °C
Injection Volume: 1.0 µL
Detection: UV 220 nm

Napropamid

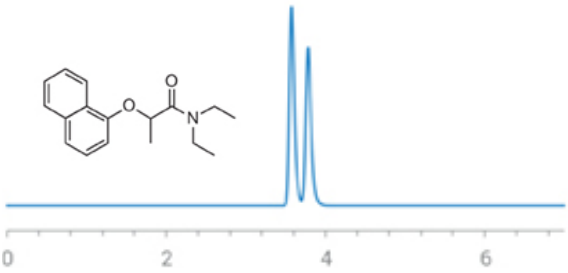

Retention (min): 3.57/3.78 (Peak1/Peak 2)
Resolution: 1.76

Method Conditions

Column: InfinityLab Poroshell 120 Chiral-V (10 cm x 4.6 mm, 2.7 µm)
Mobile phase: 90/10: Methanol/15 mM Ammonium Formate (pH 3.6)
Flow Rate: 0.3 mL/min
Temperature: Ambient (23 °C)
Injection Volume: 1.0 µL
Detection: UV 220 nm

Bromacil

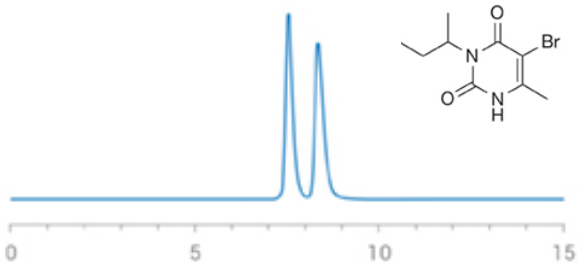

Retention (min): 7.54/8.34 (Peak1/Peak 2)
Resolution: 2.10

Method Conditions

Column: InfinityLab Poroshell 120 Chiral-V (10 cm x 4.6 mm, 2.7 µm)
Mobile phase: 30/70: Methanol/15 mM Ammonium Formate (pH 3.6)
Flow Rate: 0.5 mL/min
Temperature: Ambient (23 °C)
Injection Volume: 1.0 µL
Detection: UV 220 nm

Bromacil

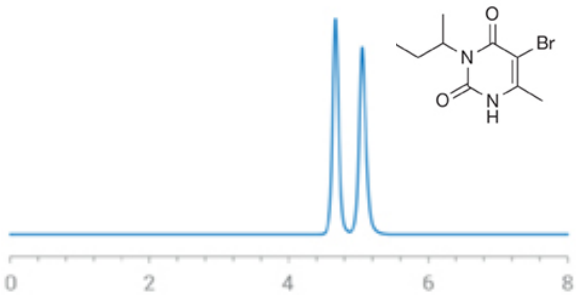

Retention (min): 4.67/5.05 (Peak1/Peak 2)
Resolution: 2.33

Method Conditions

Column: InfinityLab Poroshell 120 Chiral-T (10 cm x 4.6 mm, 2.7 µm)
Mobile phase: 30/70: Methanol/50 mM Ammonium Trifluoroacetate (pH 3.6)
Flow Rate: 0.5 mL/min
Temperature: 45 °C
Injection Volume: 1.0 µL
Detection: UV 220 nm

2'-amino-1,1'-binaphthalen-2-ol

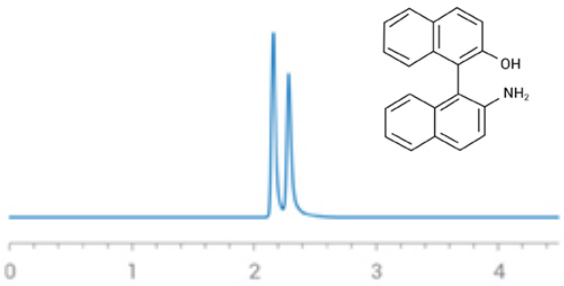

Retention (min): 2.16/2.28 (Peak1/Peak 2)
Resolution: 1.45

Method Conditions

Column: InfinityLab Poroshell 120 Chiral-CD (15 cm x 4.6 mm, 2.7 µm)
Mobile phase: 30/70: Acetonitrile/15 mM Ammonium Formate (pH 3.6)
Flow Rate: 0.5 mL/min
Temperature: Ambient (23 °C)
Injection Volume: 1.0 µL
Detection: UV 230 nm

Hydratropic acid

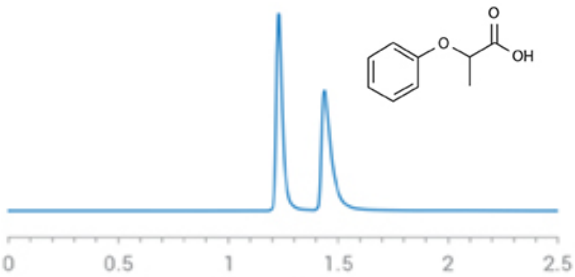

Retention (min): 1.23/1.44 (Peak1/Peak 2)
Resolution: 3.36

Method Conditions

Column: InfinityLab Poroshell 120 Chiral-CD (10 cm x 4.6 mm, 2.7 µm)
Mobile phase: 100/0.3 wt %: Methanol/Ammonium Trifluoroacetic Acid
Flow Rate: 1.0 mL/min
Temperature: Ambient (23 °C)
Injection Volume: 1.0 µL
Detection: UV 220 nm

Tropic acid

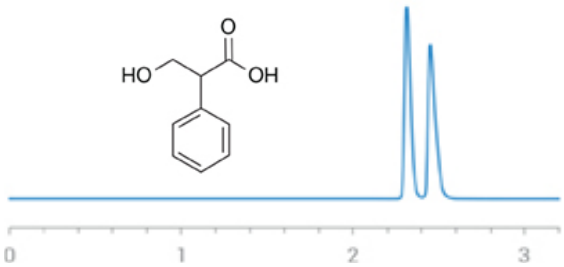

Retention (min): 2.31/2.45 (Peak1/Peak 2)
Resolution: 1.98

Method Conditions

Column: InfinityLab Poroshell 120 Chiral-CD (15 cm x 4.6 mm, 2.7 µm)
Mobile phase: 30/70: Acetonitrile/50 mM Ammonium Formate (pH 3.6)
Flow Rate: 1.0 mL/min
Temperature: Ambient (23 °C)
Injection Volume: 1.0 µL
Detection: UV 230 nm

Jacobsen's catalyst

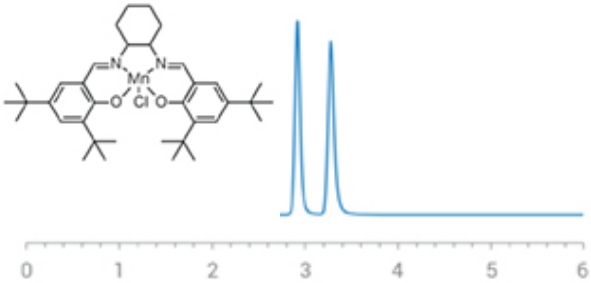

Retention (min): 2.92/3.28 (Peak1/Peak 2)
Resolution: 3.23

Method Conditions

Column: InfinityLab Poroshell 120 Chiral-CD (10 cm x 4.6 mm, 2.7 µm)
Mobile phase: 90/10/0.3/0.2: Acetonitrile/Methanol/Acetic Acid/TEA
Flow Rate: 1.0 mL/min
Temperature: Ambient (23 °C)
Injection Volume: 1.0 µL
Detection: UV 254 nm

α-N,N-dimethylaminophenyl acetonitrile

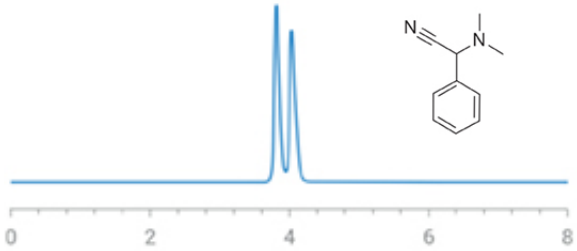

Retention (min): 1.14/1.31 (Peak1/Peak 2)
Resolution: 3.59

Method Conditions

Column: InfinityLab Poroshell 120 Chiral-CD (10 cm x 4.6 mm, 2.7 µm)
Mobile phase: 100/0.3 wt %: Methanol/Ammonium Trifluoroacetate
Flow Rate: 1.0 mL/min
Temperature: Ambient (23 °C)
Injection Volume: 1.0 µL
Detection: UV 220 nm

2-amino-1,2-diphenylethanol

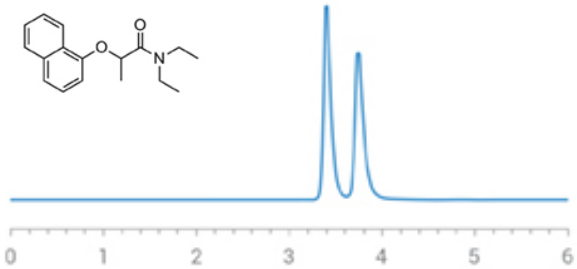

Retention (min): 3.81/4.03 (Peak1/Peak 2)
Resolution: 1.30

Method Conditions

Column: InfinityLab Poroshell 120 Chiral-CF (10 cm x 4.6 mm, 2.7 µm)
Mobile phase: 30/70: Acetonitrile/15 mM Ammonium Formate (pH 3.6)
Flow Rate: 0.5 mL/min
Temperature: Ambient (23 °C)
Injection Volume: 1.0 µL
Detection: UV 220 nm

2-amino-1,2-diphenylethanol

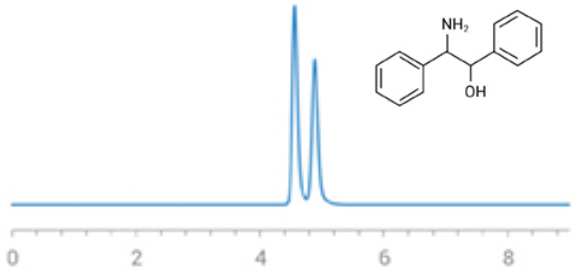

Retention (min): 4.56/4.89 (Peak1/Peak 2)
Resolution: 1.58

Method Conditions

Column: InfinityLab Poroshell 120 Chiral-V (10 cm x 4.6 mm, 2.7 µm)
Mobile phase: 100/0.2/0.05: Methanol/Acetic Acid/Ammonium Hydroxide
Flow Rate: 0.5 mL/min
Temperature: Ambient (23 °C)
Injection Volume: 1.0 µL
Detection: UV 220 nm

phenylalaninol

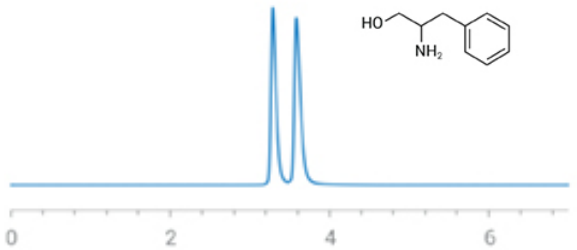

Retention (min): 3.29/3.58 (Peak1/Peak 2)
Resolution: 2.35

Method Conditions

Column: InfinityLab Poroshell 120 Chiral-CF(10 cm x 4.6 mm, 2.7 µm)
Mobile phase: 60/40/0.3/0.2: Acetonitrile/Methanol/Acetic Acid/TEA
Flow Rate: 1.0 mL/min
Temperature: Ambient (23 °C)
Injection Volume: 1.0 µL
Detection: UV 210 nm

phenylalaninol

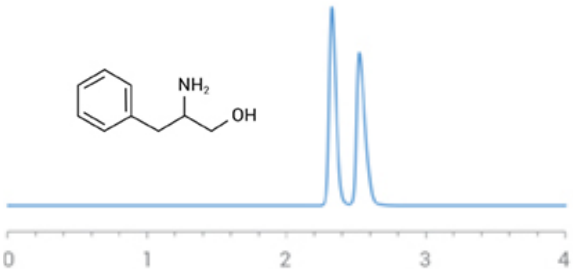

Retention (min): 2.33/2.52 (Peak1/Peak 2)
Resolution: 1.96

Method Conditions

Column: InfinityLab Poroshell 120 Chiral-V (10 cm x 4.6 mm, 2.7 µm)
Mobile phase: 90/10: Methanol/15 mM Ammonium Formate (pH 3.6)
Flow Rate: 1.0 mL/min
Temperature: Ambient (23 °C)
Injection Volume: 1.0 µL
Detection: UV 220 nm

4-chlorophenylalaninol

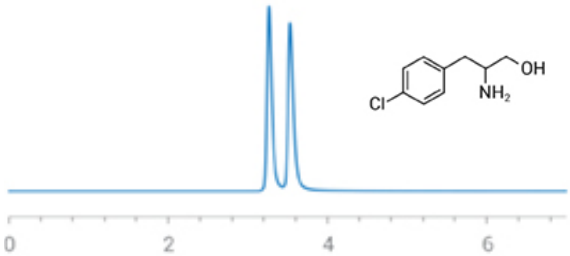

Retention (min): 3.27/3.53 (Peak1/Peak 2)
Resolution: 2.34

Method Conditions

Column: InfinityLab Poroshell 120 Chiral-CF (10 cm x 4.6 mm, 2.7 µm)
Mobile phase: 60/40/0.3/0.2: Acetonitrile/Methanol/Acetic Acid/TEA
Flow Rate: 1.0 mL/min
Temperature: Ambient (23 °C)
Injection Volume: 1.0 µL
Detection: UV 220 nm

trans-1-amino-2-indanol

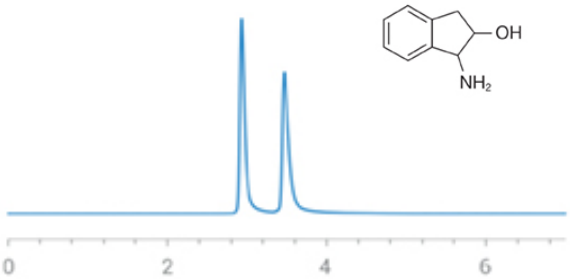

Retention (min): 2.93/3.47 (Peak1/Peak 2)
Resolution: 4.38

Method Conditions

Column: InfinityLab Poroshell 120 Chiral-CF (10 cm x 4.6 mm, 2.7 µm)
Mobile phase: 60/40/0.3/0.2: Acetonitrile/Methanol/Acetic Acid/TEA
Flow Rate: 1.0 mL/min
Temperature: Ambient (23 °C)
Injection Volume: 1.0 µL
Detection: UV 210 nm

trans-1-amino-2-indanol

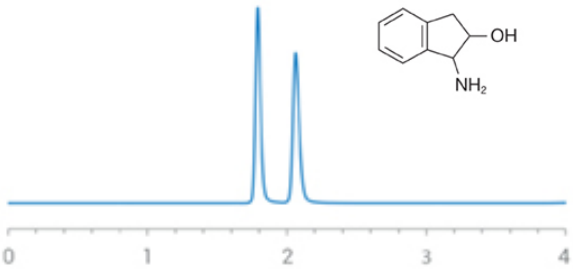

Retention (min): 1.79/2.06 (Peak1/Peak 2)
Resolution: 3.67

Method Conditions

Column: InfinityLab Poroshell 120 Chiral-V (10 cm x 4.6 mm, 2.7 µm)
Mobile phase: 100/0.1 wt %: Methanol/Ammonium Trifluoroacetate
Flow Rate: 1.0 mL/min
Temperature: Ambient (23 °C)
Injection Volume: 1.0 µL
Detection: UV 220 nm

Tryptophanol

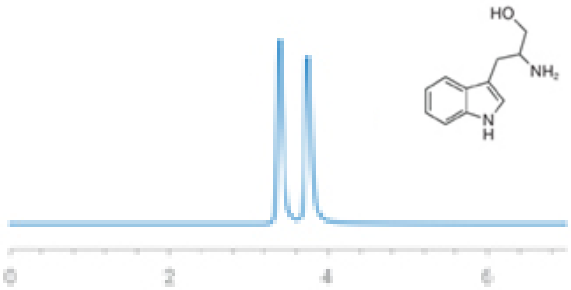

Retention (min): 3.39/3.74 (Peak1/Peak 2)
Resolution: 2.88

Method Conditions

Column: InfinityLab Poroshell 120 Chiral-CF (10 cm x 4.6 mm, 2.7 µm)
Mobile phase: 60/40/0.3/0.2: Acetonitrile/Methanol/Acetic Acid/TEA
Flow Rate: 1.0 mL/min
Temperature: Ambient (23 °C)
Injection Volume: 1.0 µL
Detection: UV 280 nm

Tyrosinol

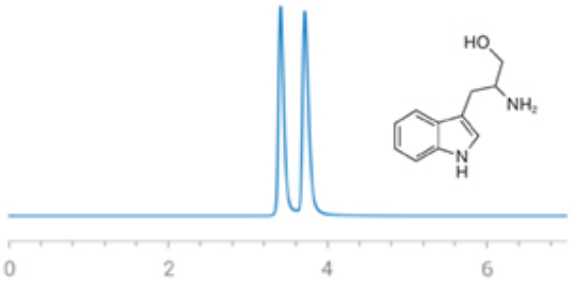

Retention (min): 3.39/3.74 (Peak1/Peak 2)
Resolution: 2.88

Method Conditions

Column: InfinityLab Poroshell 120 Chiral-CF (10 cm x 4.6 mm, 2.7 µm)
Mobile phase: 60/40/0.3/0.2: Acetonitrile/Methanol/Acetic Acid/TEA
Flow Rate: 1.0 mL/min
Temperature: Ambient (23 °C)
Injection Volume: 1.0 µL
Detection: UV 280 nm

α-(1-aminoethyl)-4-hydroxybenzyl-alcohol

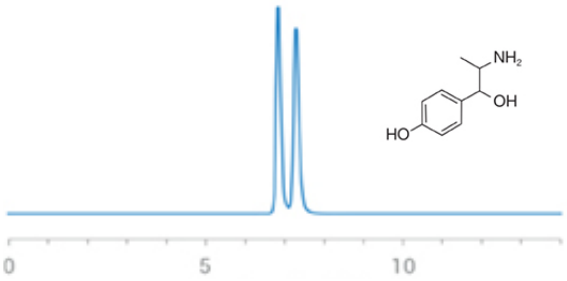

Retention (min): 6.84/7.29 (Peak1/Peak 2)
Resolution: 1.91

Method Conditions

Column: InfinityLab Poroshell 120 Chiral-CF (10 cm x 4.6 mm, 2.7 µm)
Mobile phase: 60/40/0.3/0.2: Acetonitrile/Methanol/Acetic Acid/TEA
Flow Rate: 0.5 mL/min
Temperature: Ambient (23 °C)
Injection Volume: 1.0 µL
Detection: UV 220 nm

2-(2-chlorophenoxy)propionic acid

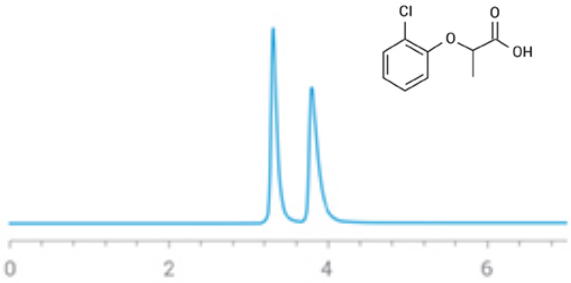

Retention (min): 3.31/3.79 (Peak1/Peak 2)
Resolution: 2.95

Method Conditions

Column: InfinityLab Poroshell 120 Chiral-T (10 cm x 4.6 mm, 2.7 µm)
Mobile phase: 100/0.3 wt %: Methanol/Ammonium Trifluoroacetate
Flow Rate: 1.0 mL/min
Temperature: Ambient (23 °C)
Injection Volume: 1.0 µL
Detection: UV 230 nm

2-(3-chlorophenoxy)propionic acid (Metachlorphenprop)

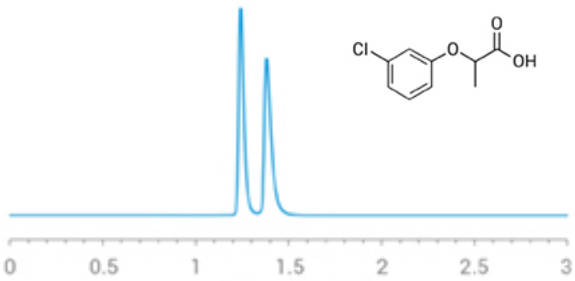

Retention (min): 1.24/1.38 (Peak1/Peak 2)
Resolution: 2.51

Method Conditions

Column: InfinityLab Poroshell 120 Chiral-T (10 cm x 4.6 mm, 2.7 µm)
Mobile phase: 100/0.3 wt %: Methanol/Ammonium Trifluoroacetate
Flow Rate: 1.0 mL/min
Temperature: Ambient (23 °C)
Injection Volume: 1.0 µL
Detection: UV 230 nm

2-(4-chlorphenoxy)propionic acid

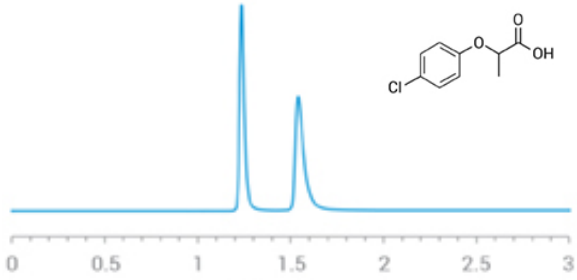

Retention (min): 1.24/1.54 (Peak1/Peak 2)
Resolution: 4.92

Method Conditions

Column: InfinityLab Poroshell 120 Chiral-T (10 cm x 4.6 mm, 2.7 µm)
Mobile phase: 100/0.3 wt %: Methanol/Ammonium Trifluoroacetate
Flow Rate: 1.0 mL/min
Temperature: Ambient (23 °C)
Injection Volume: 1.0 µL
Detection: UV 220 nm

2-phenoxypropanoic acid

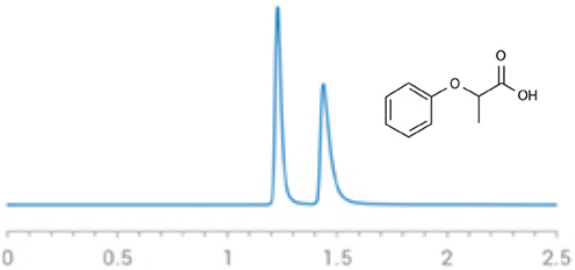

Retention (min): 1.23/1.44 (Peak1/Peak 2)
Resolution: 3.36

Method Conditions

Column: InfinityLab Poroshell 120 Chiral-T (10 cm x 4.6 mm, 2.7 µm)
Mobile phase: 100/0.3 wt %: Methanol/Ammonium Trifluoroacetic Acid
Flow Rate: 1.0 mL/min
Temperature: Ambient (23 °C)
Injection Volume: 1.0 µL
Detection: UV 220 nm

2-amino-1,1,-diphenyl-1-propanol

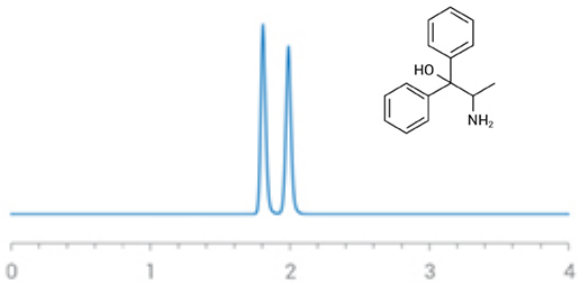

Retention (min): 1.81/1.99 (Peak1/Peak 2)
Resolution: 2.66

Method Conditions

Column: InfinityLab Poroshell 120 Chiral-V (10 cm x 4.6 mm, 2.7 µm)
Mobile phase: 90/10: Methanol/15 mM Ammonium Formate (pH 3.6)
Flow Rate: 1.0 mL/min
Temperature: Ambient (23 °C)
Injection Volume: 1.0 µL
Detection: UV 220 nm

2-amino-1,1,13-triphenyl-1-propanol

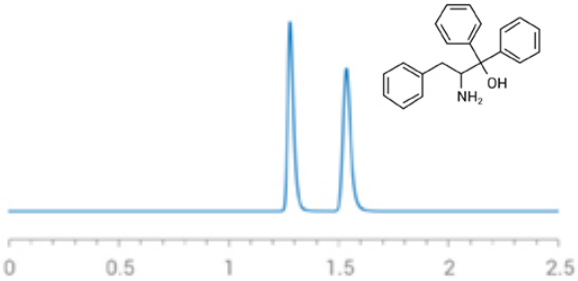

Retention (min): 1.28/1.54 (Peak1/Peak 2)
Resolution: 4.66

Method Conditions

Column: InfinityLab Poroshell 120 Chiral-V (10 cm x 4.6 mm, 2.7 µm)
Mobile phase: 100/0.1 wt %: Methanol/Ammonium Trifluoroacetate
Flow Rate: 1.0 mL/min
Temperature: Ambient (23 °C)
Injection Volume: 1.0 µL
Detection: UV 220 nm

2-(carbobenzyloxyamino)-3-phenyl-1-propanol

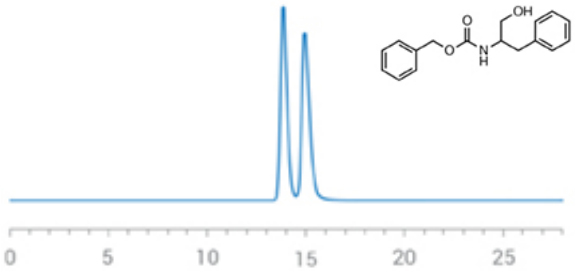

Retention (min): 13.85/14.94 (Peak1/Peak 2)
Resolution: 1.50

Method Conditions

Column: InfinityLab Poroshell 120 Chiral-V (10 cm x 4.6 mm, 2.7 µm)
Mobile phase: 30/70: Methanol/15 mM Ammonium Formate (pH 3.6)
Flow Rate: 0.5 mL/min
Temperature: Ambient (23 °C)
Injection Volume: 1.0 µL
Detection: UV 220 nm

cis-1-amino-2-indanol

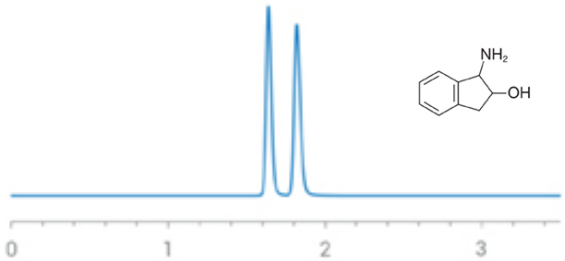

Retention (min): 1.64/1.82 (Peak1/Peak 2)
Resolution: 2.80

Method Conditions

Column: InfinityLab Poroshell 120 Chiral-V (10 cm x 4.6 mm, 2.7 µm)
Mobile phase: 100/0.1 wt %: Methanol/Ammonium Trifluoroacetate
Flow Rate: 1.0 mL/min
Temperature: Ambient (23 °C)
Injection Volume: 1.0 µL
Detection: UV 220 nm

Octopamine

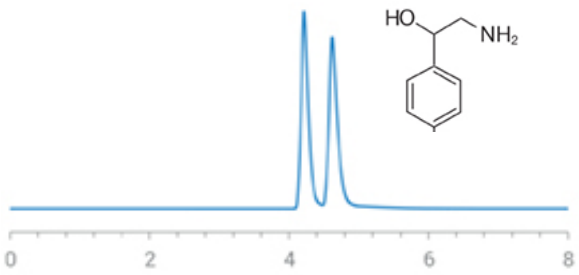

Retention (min): 4.22/4.62 (Peak1/Peak 2)
Resolution: 2.08

Method Conditions

Column: InfinityLab Poroshell 120 Chiral-CF (10 cm x 4.6 mm, 2.7 µm)
Mobile phase: 60/40/0.3/0.2: Acetonitrile/Methanol/Acetic Acid/TEA
Flow Rate: 1.0 mL/min
Temperature: Ambient (23 °C)
Injection Volume: 1.0 µL
Detection: UV 230 nm

1,5-dimethyl-4-phenyl-2-imidazolidinone

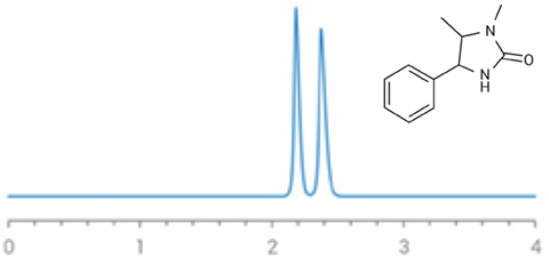

Retention (min): 1.81/1.99 (Peak1/Peak 2)
Resolution: 2.66

Method Conditions

Column: InfinityLab Poroshell 120 Chiral-CD (10 cm x 4.6 mm, 2.7 µm)
Mobile phase: 90/10: Methanol/15 mM Ammonium Formate (pH 3.6)
Flow Rate: 1.0 mL/min
Temperature: Ambient (23 °C)
Injection Volume: 1.0 µL
Detection: UV 220 nm

4-benzyl-2-oxazolidinone

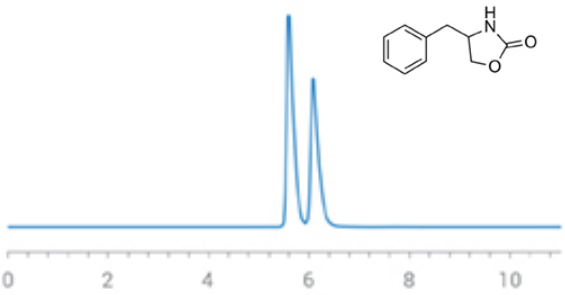

Retention (min): 5.60/6.08 (Peak1/Peak 2)
Resolution: 1.92

Method Conditions

Column: InfinityLab Poroshell 120 Chiral-T (10 cm x 4.6 mm, 2.7 µm)
Mobile phase: 80/20: Methanol/50 mM Ammonium Formate (pH 3.6)
Flow Rate: 0.3 mL/min
Temperature: Ambient (23 °C)
Injection Volume: 1.0 µL
Detection: UV 254 nm

4-methyl-5-phenyl-2-oxazolidinone

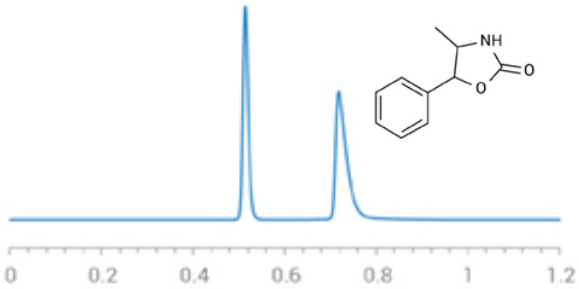

Retention (min): 0.51/0.72 (Peak1/Peak 2)
Resolution: 6.51

Method Conditions

Column: InfinityLab Poroshell 120 Chiral-T (10 cm x 4.6 mm, 2.7 µm)
Mobile phase: 100: Methanol
Flow Rate: 2.5 mL/min
Temperature: Ambient (23 °C)
Injection Volume: 1.0 µL
Detection: UV 220 nm

4-phenyl-2-oxazolidinone

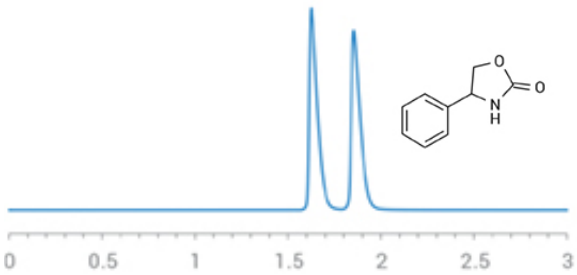

Retention (min): 1.63/1.86 (Peak1/Peak 2)
Resolution: 2.79

Method Conditions

Column: InfinityLab Poroshell 120 Chiral-T (10 cm x 4.6 mm, 2.7 µm)
Mobile phase: 90/10: Methanol/15 mM Ammonium Formate (pH 3.6)
Flow Rate: 1.0 mL/min
Temperature: Ambient (23 °C)
Injection Volume: 1.0 µL
Detection: UV 220 nm

5,5-dimethyl-4-phenyl-2-oxazolidinone

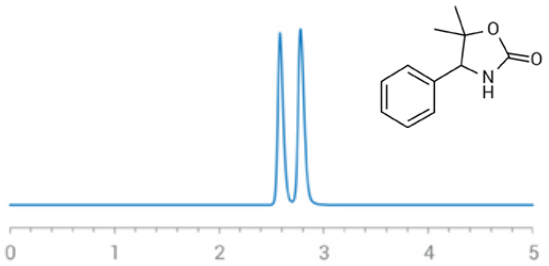

Retention (min): 2.58/2.78 (Peak1/Peak 2)
Resolution: 1.96

Method Conditions

Column: InfinityLab Poroshell 120 Chiral-T (10 cm x 4.6 mm, 2.7 µm)
Mobile phase: 100/0.1 wt %: Methanol/Ammonium Trifluoroacetate
Flow Rate: 0.5 mL/min
Temperature: 35 °C
Injection Volume: 1.0 µL
Detection: UV 220 nm

5,5-dimethyl-4-benzyl-2-oxazolidinone

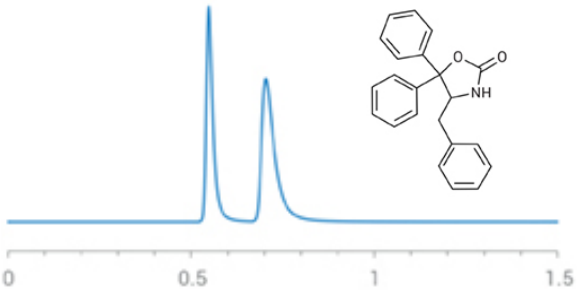

Retention (min): 0.55/0.71 (Peak1/Peak 2)
Resolution: 3.32

Method Conditions

Column: InfinityLab Poroshell 120 Chiral-T (10 cm x 4.6 mm, 2.7 µm)
Mobile phase: 100: Methanol
Flow Rate: 2.5 mL/min
Temperature: Ambient (23 °C)
Injection Volume: 1.0 µL
Detection: UV 220 nm

5,5-dimethyl-4-methyl-2-oxazolidinone

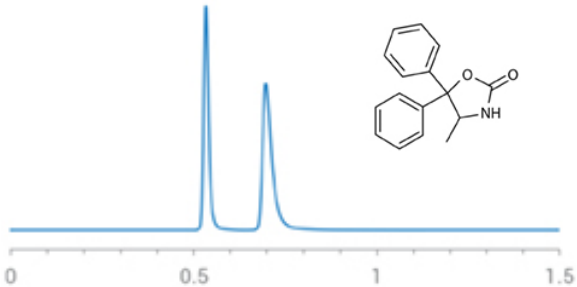

Retention (min): 0.53/0.70 (Peak1/Peak 2)
Resolution: 4.84

Method Conditions

Column: InfinityLab Poroshell 120 Chiral-T (10 cm x 4.6 mm, 2.7 µm)
Mobile phase: 100: Methanol
Flow Rate: 2.5 mL/min
Temperature: Ambient (23 °C)
Injection Volume: 1.0 µL
Detection: UV 220 nm

(3a-cis)-3,3a,8,8a-tetrahydro-2H-indeno[1,2]-doxazol-2-one

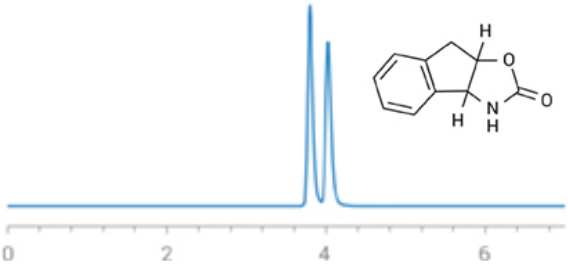

Retention (min): 3.80/4.03 (Peak1/Peak 2)
Resolution: 1.91

Method Conditions

Column: InfinityLab Poroshell 120 Chiral-V (10 cm x 4.6 mm, 2.7 µm)
Mobile phase: 100/0.1 wt %: Methanol/Ammonium Trifluoroacetate
Flow Rate: 0.5 mL/min
Temperature: Ambient (23 °C)
Injection Volume: 1.0 µL
Detection: UV 220 nm

4-(1-H-indol-3-yl-methyl)-2-oxazolidinone

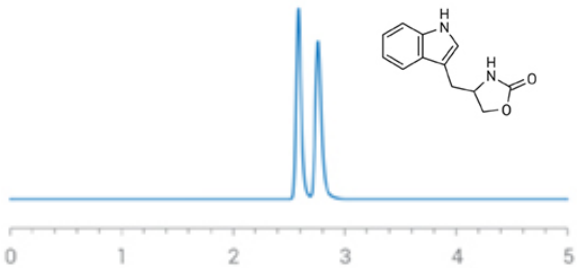

Retention (min): 2.59/2.76 (Peak1/Peak 2)
Resolution: 1.98

Method Conditions

Column: InfinityLab Poroshell 120 Chiral-V (10 cm x 4.6 mm, 2.7 µm)
Mobile phase: 100: Methanol
Flow Rate: 0.5 mL/min
Temperature: Ambient (23 °C)
Injection Volume: 1.0 µL
Detection: UV 220 nm

1-indanol

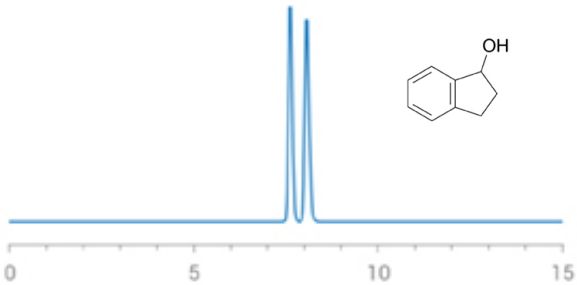

Retention (min): 7.62/8.06 (Peak1/Peak 2)
Resolution: 2.26

Method Conditions

Column: InfinityLab Poroshell 120 Chiral-CD (15 cm x 4.6 mm, 2.7 µm)
Mobile phase: 20/80: Acetonitrile/15 mM Ammonium Formate (pH 3.6)
Flow Rate: 0.5 mL/min
Temperature: Ambient (23 °C)
Injection Volume: 1.0 µL
Detection: UV 220 nm

Benzoin

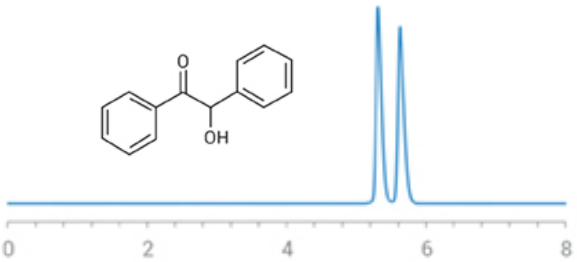

Retention (min): 5.31/5.63 (Peak1/Peak 2)
Resolution: 2.11

Method Conditions

Column: InfinityLab Poroshell 120 Chiral-CD (15 cm x 4.6 mm, 2.7 µm)
Mobile phase: 20/80: Acetonitrile/50 mM Ammonium Formate (pH 3.6)
Flow Rate: 0.7 mL/min
Temperature: 40 °C
Injection Volume: 1.0 µL
Detection: UV 230 nm

Chlophedianol

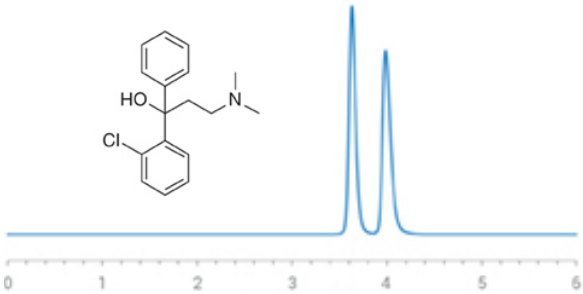

Retention (min): 3.63/3.99 (Peak1/Peak 2)
Resolution: 2.53

Method Conditions

Column: InfinityLab Poroshell 120 Chiral-CD (10 cm x 4.6 mm, 2.7 µm)
Mobile phase: 90/10: Methanol/15 mM Ammonium Formate (pH 3.6)
Flow Rate: 0.6 mL/min
Temperature: Ambient (23 °C)
Injection Volume: 1.0 µL
Detection: UV 220 nm

Chlophedianol

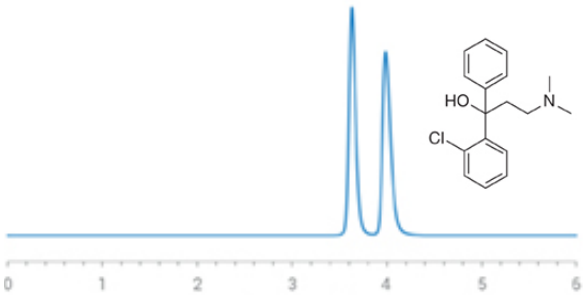

Retention (min): 3.63/3.99 (Peak1/Peak 2)
Resolution: 2.53

Method Conditions

Column: InfinityLab Poroshell 120 Chiral-V (10 cm x 4.6 mm, 2.7 µm)
Mobile phase: 90/10: Methanol/15 mM Ammonium Formate (pH 3.6)
Flow Rate: 0.6 mL/min
Temperature: Ambient (23 °C)
Injection Volume: 1.0 µL
Detection: UV 220 nm

Homatropine

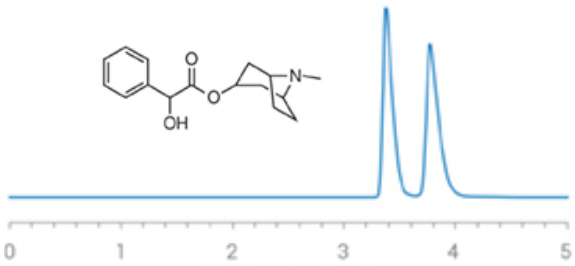

Retention (min): 3.37/3.77 (Peak1/Peak 2)
Resolution: 2.25

Method Conditions

Column: InfinityLab Poroshell 120 Chiral-CD (15 cm x 4.6 mm, 2.7 µm)
Mobile phase: 10/90: Acetonitrile/50 mM Ammonium Formate (pH 3.6)
Flow Rate: 1.0 mL/min
Temperature: Ambient (23 °C)
Injection Volume: 1.0 µL
Detection: UV 230 nm

Indapamide

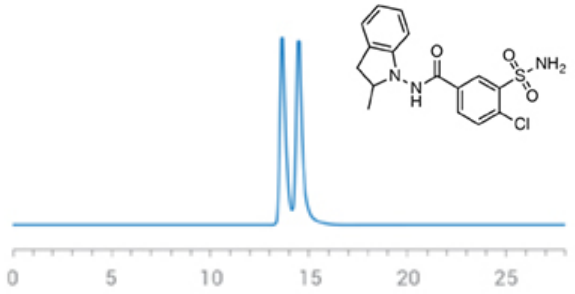

Retention (min): 13.65/14.48 (Peak1/Peak 2)
Resolution: 1.12

Method Conditions

Column: InfinityLab Poroshell 120 Chiral-CD (15 cm x 4.6 mm, 2.7 µm)
Mobile phase: 15/85: Acetonitrile/15 mM Ammonium Formate (pH 3.6)
Flow Rate: 0.3 mL/min
Temperature: 10 °C
Injection Volume: 1.0 µL
Detection: UV 230 nm

Lofexidine

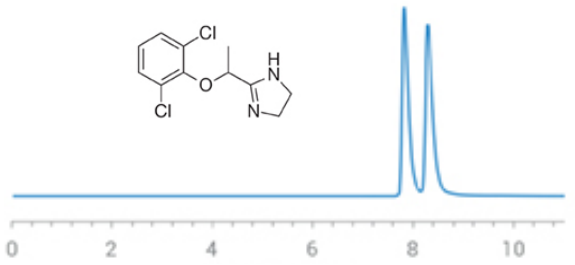

Retention (min): 7.82/8.29 (Peak1/Peak 2)
Resolution: 1.97

Method Conditions

Column: InfinityLab Poroshell 120 Chiral-CD (10 cm x 4.6 mm, 2.7 µm)
Mobile phase: 10/90: Acetonitrile/50 mM Ammonium Formate (pH 3.6)
Flow Rate: 0.5 mL/min
Temperature: 45 °C
Injection Volume: 1.0 µL
Detection: UV 230 nm

Lofexidine

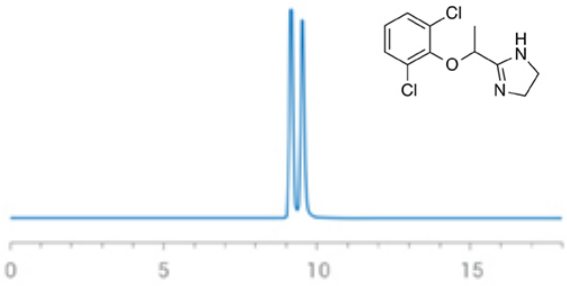

Retention (min): 9.16/9.53 (Peak1/Peak 2)
Resolution: 1.15

Method Conditions

Column: InfinityLab Poroshell 120 Chiral-V (10 cm x 4.6 mm, 2.7 µm) x2
Mobile phase: 100/0.2/0.05: Methanol/ Acetic Acid/Ammonium Hydroxide
Flow Rate: 0.5 mL/min
Temperature: Ambient (23 °C)
Injection Volume: 1.0 µL
Detection: UV 220 nm

p-chloramphetamine

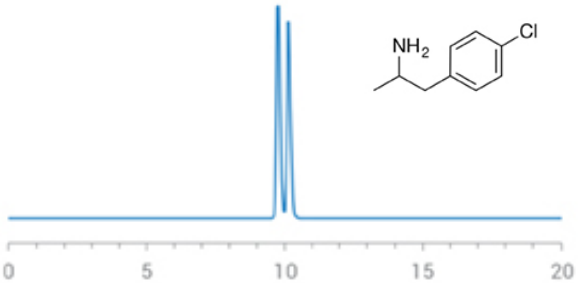

Retention (min): 9.76/10.15 (Peak1/Peak 2)
Resolution: 1.54

Method Conditions

Column: InfinityLab Poroshell 120 Chiral-CD (15 cm x 4.6 mm, 2.7 µm)
Mobile phase: 15/85: Acetonitrile/15 mM Ammonium Formate (pH 3.6)
Flow Rate: 0.5 mL/min
Temperature: Ambient (23 °C)
Injection Volume: 1.0 µL
Detection: UV 220 nm

Phenylsuccinic anhydride

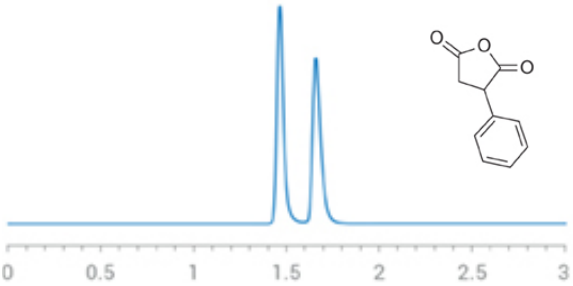

Retention (min): 1.47/1.66 (Peak1/Peak 2)
Resolution: 2.83

Method Conditions

Column: InfinityLab Poroshell 120 Chiral-CD (10 cm x 4.6 mm, 2.7 µm)
Mobile phase: 30/70: Acetonitrile/15 mM Ammonium Formate (pH 3.6)
Flow Rate: 1.0 mL/min
Temperature: Ambient (23 °C)
Injection Volume: 1.0 µL
Detection: UV 220 nm

Triadimenol

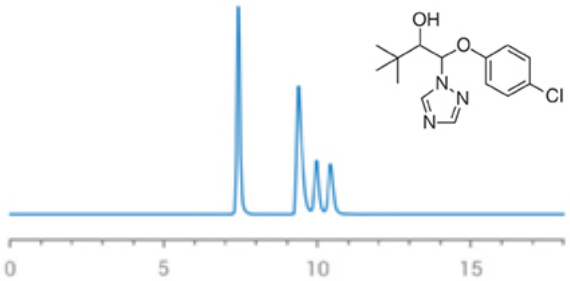

Retention (min): 7.42/9.38 (Peak 1/Peak 2), 9.97/10.42 (Peak 3/Peak 4)
Resolution: 7.49 (Peak 1/Peak 2), 1.63 (Peak 3/Peak 4)

Method Conditions

Column: InfinityLab Poroshell 120 Chiral-CD (15 cm x 4.6 mm, 2.7 µm)
Mobile phase: 25/75: Acetonitrile/15 mM Ammonium Formate (pH 3.6)
Flow Rate: 0.5 mL/min
Temperature: 35 °C
Injection Volume: 1.0 µL
Detection: UV 220 nm

5-methyl-5-phenylhydantoin

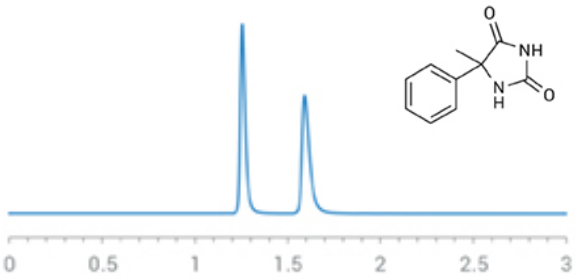

Retention (min): 1.26/1.59 (Peak1/Peak 2)
Resolution: 5.83

Method Conditions

Column: InfinityLab Poroshell 120 Chiral-T (10 cm x 4.6 mm, 2.7 µm)
Mobile phase: 100: Methanol
Flow Rate: 1.0 mL/min
Temperature: Ambient (23 °C)
Injection Volume: 1.0 µL
Detection: UV 220 nm

Aminoglutethimide

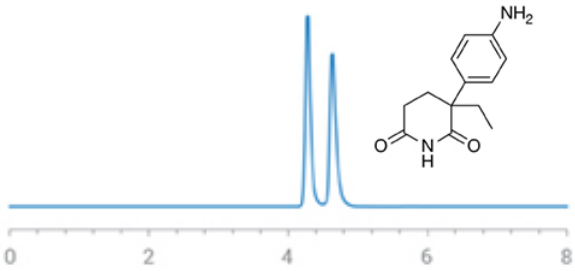

Retention (min): 4.28/4.63 (Peak1/Peak 2)
Resolution: 2.50

Method Conditions

Column: InfinityLab Poroshell 120 Chiral-T (15 cm x 4.6 mm, 2.7 µm)
Mobile phase: 100/0.5 wt %: Methanol/Ammonium Trifluoroacetate
Flow Rate: 0.5 mL/min
Temperature: 10 °C
Injection Volume: 1.0 µL
Detection: UV 230 nm

Bamethan

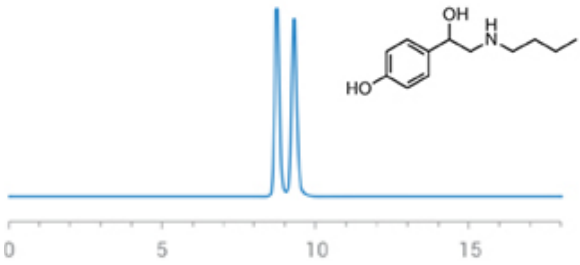

Retention (min): 8.74/9.30 (Peak1/Peak 2)
Resolution: 1.52

Method Conditions

Column: InfinityLab Poroshell 120 Chiral-T (10 cm x 4.6 mm, 2.7 µm)
Mobile phase: 100/0.2/0.05: Methanol/Acetic Acid/Ammonium Hydroxide
Flow Rate: 0.5 mL/min
Temperature: Ambient (23 °C)
Injection Volume: 1.0 µL
Detection: UV 220 nm

Bamethan

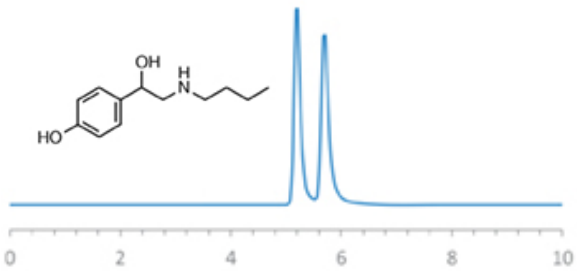

Retention (min): 5.19/5.69 (Peak1/Peak 2)
Resolution: 2.24

Method Conditions

Column: InfinityLab Poroshell 120 Chiral-V (10 cm x 4.6 mm, 2.7 µm)
Mobile phase: 60/40/0.3/0.2: Acetonitrile/Methanol/Acetic Acid/TEA
Flow Rate: 0.8 mL/min
Temperature: Ambient (23 °C)
Injection Volume: 1.0 µL
Detection: UV 220 nm

Diperodon

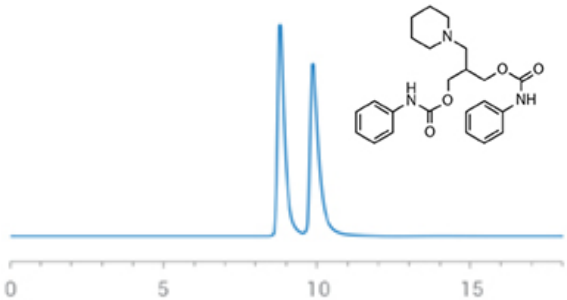

Retention (min): 8.80/9.87 (Peak1/Peak 2)
Resolution: 2.44

Method Conditions

Column: InfinityLab Poroshell 120 Chiral-T (10 cm x 4.6 mm, 2.7 µm)
Mobile phase: 100/0.2/0.05: Methanol/Acetic Acid/Ammonium Hydroxide
Flow Rate: 0.7 mL/min
Temperature: Ambient (23 °C)
Injection Volume: 1.0 µL
Detection: UV 230 nm

Diperodon

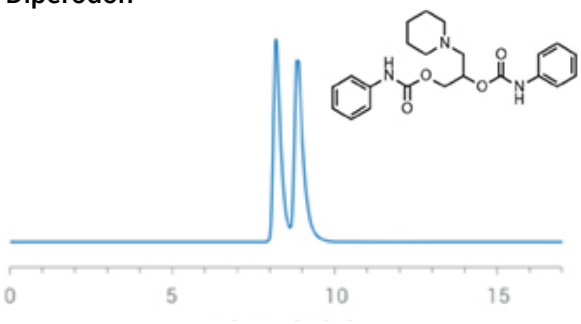

Retention (min): 8.19/8.86 (Peak1/Peak 2)
Resolution: 1.40

Method Conditions

Column: InfinityLab Poroshell 120 Chiral-V (10 cm x 4.6 mm, 2.7 µm)
Mobile phase: 100/0.2/0.05: Methanol/Acetic Acid/Ammonium Hydroxide
Flow Rate: 0.5 mL/min
Temperature: Ambient (23 °C)
Injection Volume: 1.0 µL
Detection: UV 220 nm

Flurbiprofen

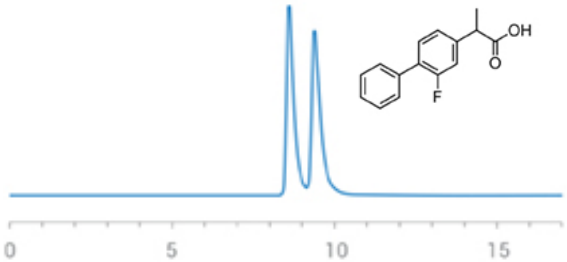

Retention (min): 8.59/9.37 (Peak1/Peak 2)
Resolution: 1.50

Method Conditions

Column: InfinityLab Poroshell 120 Chiral-T (10 cm x 4.6 mm, 2.7 µm)
Mobile phase: 30/70: Methanol/15 mM Ammonium Formate (pH 3.6)
Flow Rate: 0.5 mL/min
Temperature: Ambient (23 °C)
Injection Volume: 1.0 µL
Detection: UV 220 nm

Mandelic acid

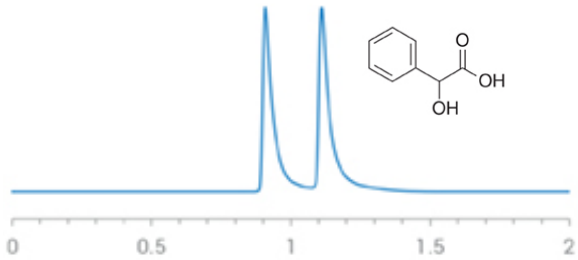

Retention (min): 0.91/1.11 (Peak1/Peak 2)
Resolution: 3.56

Method Conditions

Column: InfinityLab Poroshell 120 Chiral-T (10 cm x 4.6 mm, 2.7 µm)
Mobile phase: 30/70: Methanol/80 mM Ammonium Acetate (pH 5.0)
Flow Rate: 0.5 mL/min
Temperature: 45 °C
Injection Volume: 1.0 µL
Detection: UV 220 nm

Naftopidil

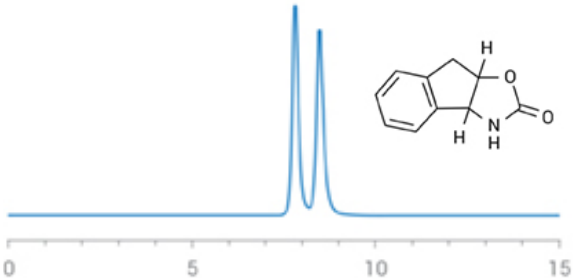

Retention (min): 3.80/4.03 (Peak1/Peak 2)
Resolution: 1.91

Method Conditions

Column: InfinityLab Poroshell 120 Chiral-T (10 cm x 4.6 mm, 2.7 µm)
Mobile phase: 100/0.1 wt %: Methanol/Ammonium Trifluoroacetate
Flow Rate: 0.5 mL/min
Temperature: Ambient (23 °C)
Injection Volume: 1.0 µL
Detection: UV 220 nm

p-hydroxymandelic acid

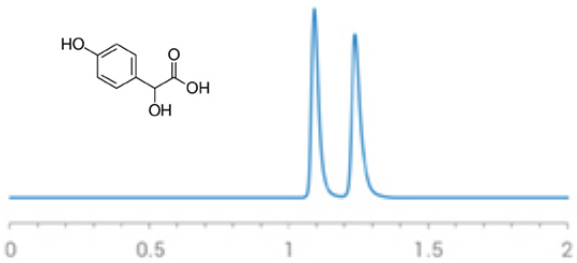

Retention (min): 1.09/1.24 (Peak1/Peak 2)
Resolution: 2.87

Method Conditions

Column: InfinityLab Poroshell 120 Chiral-T (10 cm x 4.6 mm, 2.7 µm)
Mobile phase: 30/70: Methanol/50 mM Ammonium Formate (pH 3.6)
Flow Rate: 1.0 mL/min
Temperature: 45 °C
Injection Volume: 1.0 µL
Detection: UV 230 nm

Amlodipine

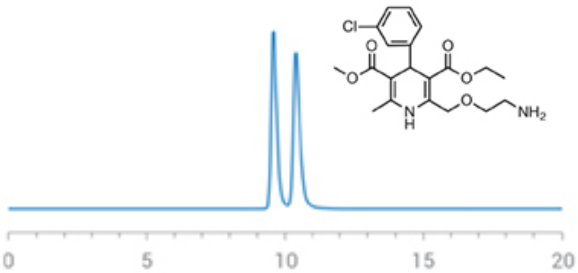

Retention (min): 9.58/10.39 (Peak1/Peak 2)
Resolution: 2.06

Method Conditions

Column: InfinityLab Poroshell 120 Chiral-V (10 cm x 4.6 mm, 2.7 µm)
Mobile phase: 100/0.2/0.05: Methanol/Acetic Acid/Ammonium Hydroxide
Flow Rate: 0.5 mL/min
Temperature: Ambient (23 °C)
Injection Volume: 1.0 µL
Detection: UV 220 nm

Brompheniramine

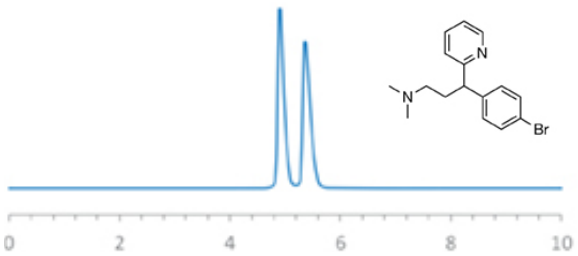

Retention (min): 4.91/5.37 (Peak1/Peak 2)
Resolution: 2.05

Method Conditions

Column: InfinityLab Poroshell 120 Chiral-V (10 cm x 4.6 mm, 2.7 µm)
Mobile phase: 90/10: Methanol/15 mM Ammonium Formate (pH 3.6)
Flow Rate: 0.7 mL/min
Temperature: Ambient (23 °C)
Injection Volume: 1.0 µL
Detection: UV 230 nm

Carbinoxamine

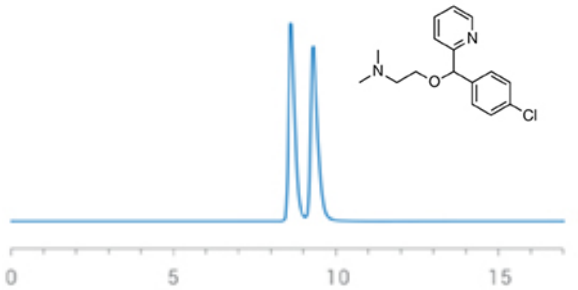

Retention (min): 8.61/9.30 (Peak1/Peak 2)
Resolution: 1.92

Method Conditions

Column: InfinityLab Poroshell 120 Chiral-V (10 cm x 4.6 mm, 2.7 µm)
Mobile phase: 100/0.2/0.05: Methanol/Acetic Acid/Ammonium Hydroxide
Flow Rate: 0.5 mL/min
Temperature: Ambient (23 °C)
Injection Volume: 1.0 µL
Detection: UV 230 nm

Cetirizine

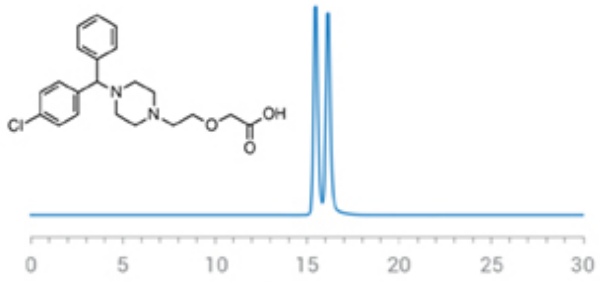

Retention (min): 15.48/16.14 (Peak1/Peak 2)
Resolution: 1.12

Method Conditions

Column: InfinityLab Poroshell 120 Chiral-V (10 cm x 4.6 mm, 2.7 µm) x2
Mobile phase: 90/10: Methanol/15 mM Ammonium Formate (pH 3.6)
Flow Rate: 0.3 mL/min
Temperature: Ambient (23 °C)
Injection Volume: 1.0 µL
Detection: UV 230 nm

Chlorpheniramine

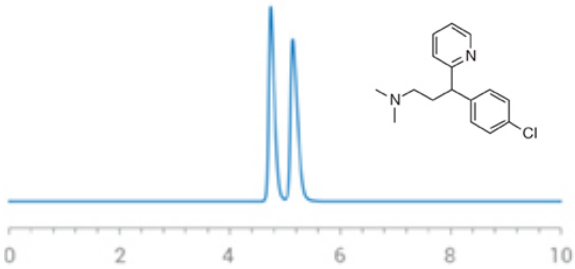

Retention (min): 4.74/5.14 (Peak1/Peak 2)
Resolution: 1.95

Method Conditions

Column: InfinityLab Poroshell 120 Chiral-V (10 cm x 4.6 mm, 2.7 µm)
Mobile phase: 90/10: Methanol/15 mM Ammonium Formate (pH 3.6)
Flow Rate: 0.7 mL/min
Temperature: Ambient (23 °C)
Injection Volume: 1.0 µL
Detection: UV 230 nm

Citalopram

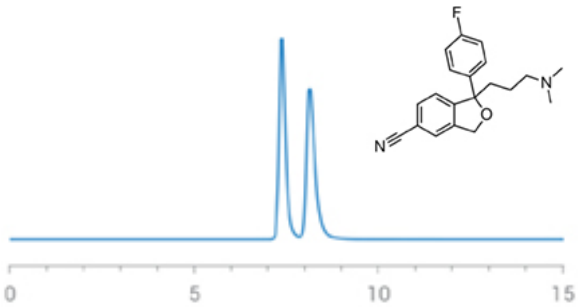

Retention (min): 7.38/8.14 (Peak1/Peak 2)
Resolution: 2.15

Method Conditions

Column: InfinityLab Poroshell 120 Chiral-V (10 cm x 4.6 mm, 2.7 µm)
Mobile phase: 100/0.2/0.05: Methanol/Acetic Acid/Ammonium Hydroxide
Flow Rate: 0.7 mL/min
Temperature: Ambient (23 °C)
Injection Volume: 1.0 µL
Detection: UV 230 nm

Disopyramide

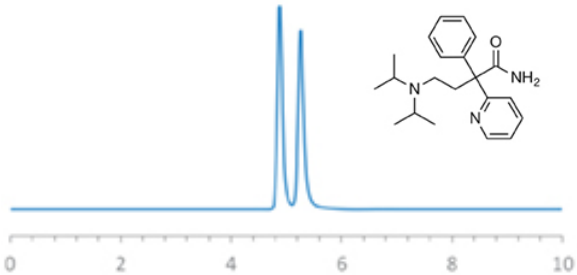

Retention (min): 4.88/5.26 (Peak1/Peak 2)
Resolution: 2.12

Method Conditions

Column: InfinityLab Poroshell 120 Chiral-V (10 cm x 4.6 mm, 2.7 µm)
Mobile phase: 60/40/0.3/0.2: Acetonitrile/Methanol/Acetic Acid/TEA
Flow Rate: 0.5 mL/min
Temperature: Ambient (23 °C)
Injection Volume: 1.0 µL
Detection: UV 220 nm

Ketamine

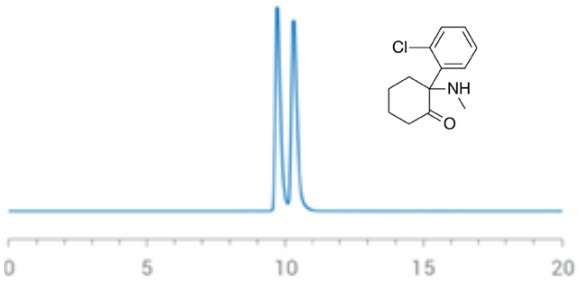

Retention (min): 9.72/10.31 (Peak1/Peak 2)
Resolution: 1.22

Method Conditions

Column: InfinityLab Poroshell 120 Chiral-V (15 cm x 4.6 mm, 2.7 µm)
Mobile phase: 90/10: Ethanol/15 mM Ammonium Formate (pH 3.6)
Flow Rate: 0.3 mL/min
Temperature: Ambient (23 °C)
Injection Volume: 1.0 µL
Detection: UV 220 nm

Methoxyphenamine

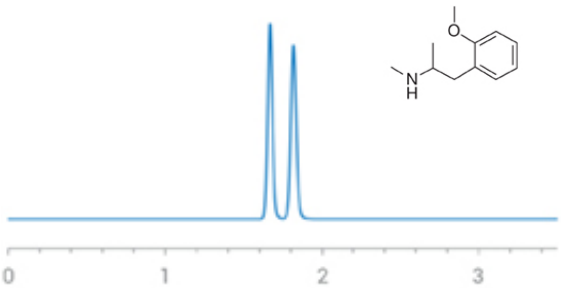

Retention (min): 1.67/1.82 (Peak1/Peak 2)
Resolution: 2.54

Method Conditions

Column: InfinityLab Poroshell 120 Chiral-V (10 cm x 4.6 mm, 2.7 µm)
Mobile phase: 100/0.1 wt %: Methanol/Ammonium Trifluoroacetate
Flow Rate: 1.0 mL/min
Temperature: Ambient (23 °C)
Injection Volume: 1.0 µL
Detection: UV 220 nm

Methoxyverapamil

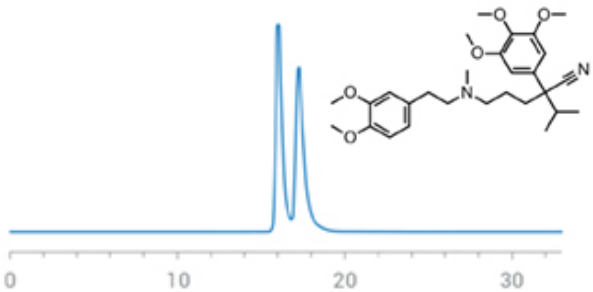

Retention (min): 16.03/17.26 (Peak1/Peak 2)
Resolution: 1.17

Method Conditions

Column: InfinityLab Poroshell 120 Chiral-V (10 cm x 4.6 mm, 2.7 µm) x2
Mobile phase: 100/0.2/0.05: Methanol/Acetic Acid/Ammonium Hydroxide
Flow Rate: 0.5 mL/min
Temperature: Ambient (23 °C)
Injection Volume: 1.0 µL
Detection: UV 220 nm

Nicardipidine

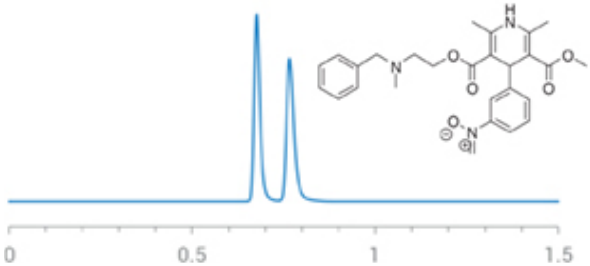

Retention (min): 0.68/0.77 (Peak1/Peak 2)
Resolution: 2.78

Method Conditions

Column: InfinityLab Poroshell 120 Chiral-V (10 cm x 4.6 mm, 2.7 µm)
Mobile phase: 100/0.1 wt %: Methanol/Ammonium Trifluoroacetate
Flow Rate: 2.0 mL/min
Temperature: 45 °C
Injection Volume: 1.0 µL
Detection: UV 230 nm

Orphenadrine

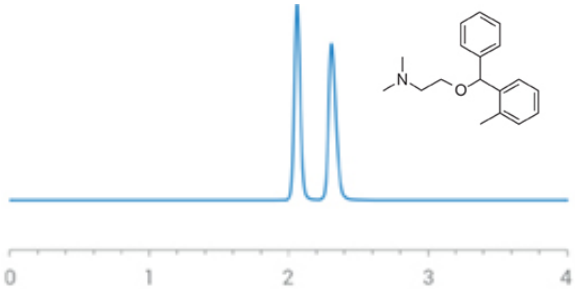

Retention (min): 2.06/2.31 (Peak1/Peak 2)
Resolution: 2.92

Method Conditions

Column: InfinityLab Poroshell 120 Chiral-V (10 cm x 4.6 mm, 2.7 µm)
Mobile phase: 90/10: Methanol/15 mM Ammonium Formate (pH 3.6)
Flow Rate: 1.0 mL/min
Temperature: Ambient (23 °C)
Injection Volume: 1.0 µL
Detection: UV 220 nm

Piperoxan

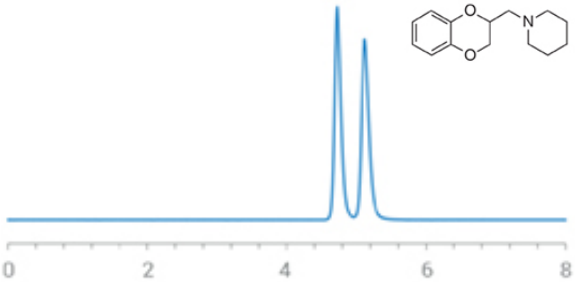

Retention (min): 4.72/5.12 (Peak1/Peak 2)
Resolution: 2.18

Method Conditions

Column: InfinityLab Poroshell 120 Chiral-V (10 cm x 4.6 mm, 2.7 µm)
Mobile phase: 100/0.2/0.1: Methanol/Acetic Acid/Triethylamine
Flow Rate: 0.7 mL/min
Temperature: Ambient (23 °C)
Injection Volume: 1.0 µL
Detection: UV 220 nm

Promethazine

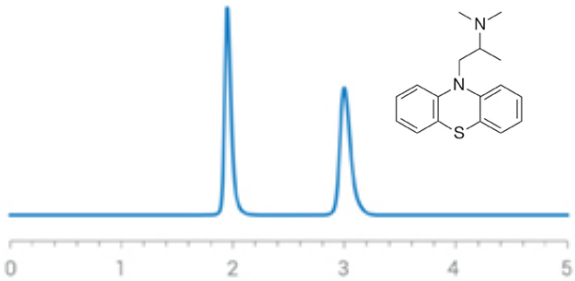

Retention (min): 1.95/3.00 (Peak1/Peak 2)
Resolution: 7.52

Method Conditions

Column: InfinityLab Poroshell 120 Chiral-V (10 cm x 4.6 mm, 2.7 µm)
Mobile phase: 100/0.1 wt %: Methanol/Ammonium Trifluoroacetate
Flow Rate: 2.0 mL/min
Temperature: Ambient (23 °C)
Injection Volume: 1.0 µL
Detection: UV 254 nm

Tetrahydrozoline

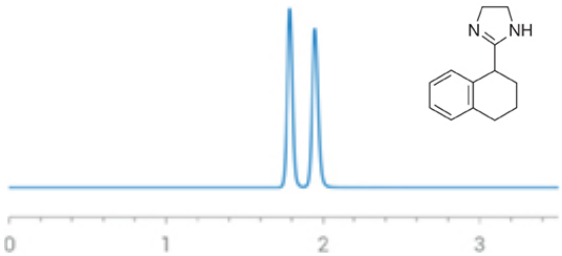

Retention (min): 1.79/1.95 (Peak1/Peak 2)
Resolution: 2.49

Method Conditions

Column: InfinityLab Poroshell 120 Chiral-V (10 cm x 4.6 mm, 2.7 µm)
Mobile phase: 90/10: Methanol/15 mM Ammonium Formate (pH 3.6)
Flow Rate: 1.0 mL/min
Temperature: Ambient (23 °C)
Injection Volume: 1.0 µL
Detection: UV 220 nm

Thalidomide

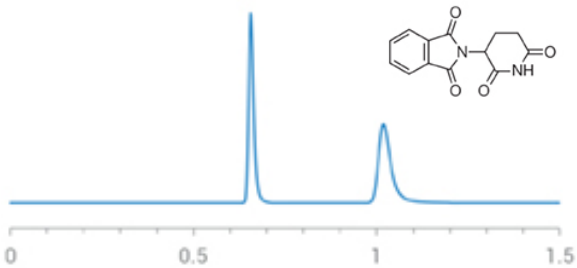

Retention (min): 0.66/1.02 (Peak1/Peak 2)
Resolution: 8.50

Method Conditions

Column: InfinityLab Poroshell 120 Chiral-V (10 cm x 4.6 mm, 2.7 µm)
Mobile phase: 100: Methanole
Flow Rate: 2.0 mL/min
Temperature: 45 °C
Injection Volume: 1.0 µL
Detection: UV 220 nm

Triahexylphenidyl

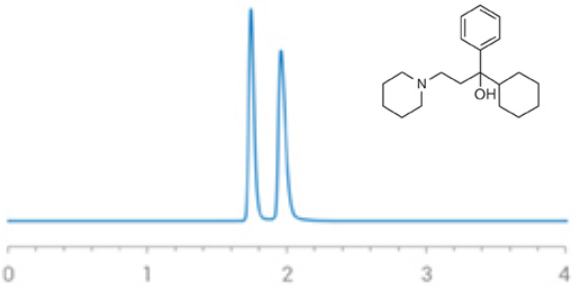

Retention (min): 1.74/1.96 (Peak1/Peak 2)
Resolution: 2.66

Method Conditions

Column: InfinityLab Poroshell 120 Chiral-V (10 cm x 4.6 mm, 2.7 µm)
Mobile phase: 100/0.1 wt %: Methanol/Ammonium Trifluoroacetate
Flow Rate: 1.0 mL/min
Temperature: Ambient (23 °C)
Injection Volume: 1.0 µL
Detection: UV 220 nm

Trimebutine

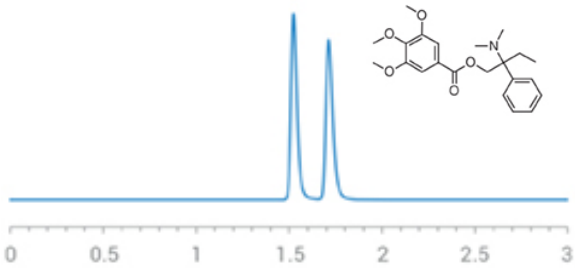

Retention (min): 1.53/1.71 (Peak1/Peak 2)
Resolution: 2.98

Method Conditions

Column: InfinityLab Poroshell 120 Chiral-V (10 cm x 4.6 mm, 2.7 µm)
Mobile phase: 100/0.1 wt %: Methanol/Ammonium Trifluoroacetate
Flow Rate: 1.0 mL/min
Temperature: Ambient (23 °C)
Injection Volume: 1.0 µL
Detection: UV 230 nm

Verapamil

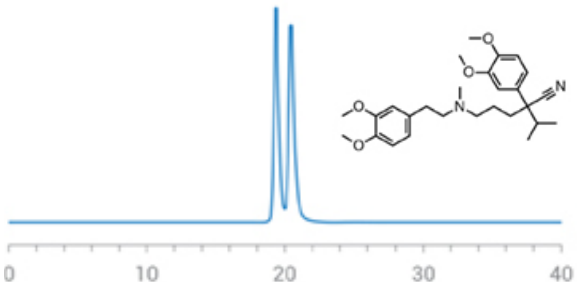

Retention (min): 19.35/20.44 (Peak1/Peak 2)
Resolution: 1.13

Method Conditions

Column: InfinityLab Poroshell 120 Chiral-V (10 cm x 4.6 mm, 2.7 µm) x2
Mobile phase: 90/10: Methanol/15 mM Ammonium Formate (pH 3.6)
Flow Rate: 0.3 mL/min
Temperature: Ambient (23 °C)
Injection Volume: 1.0 µL
Detection: UV 230 nm

3,4-methylenedioxyamphetamine (MDA)

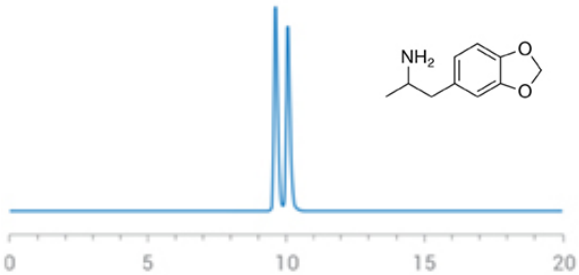

Retention (min): 9.61/10.06 (Peak1/Peak 2)
Resolution: 1.71

Method Conditions

Column: InfinityLab Poroshell 120 Chiral-CD (15 cm x 4.6 mm, 2.7 µm)
Mobile phase: 10/90: Acetonitrile/15 mM Ammonium Formate (pH 3.6)
Flow Rate: 0.5 mL/min
Temperature: Ambient (23 °C)
Injection Volume: 1.0 µL
Detection: UV 230 nm

3,4-methylenedioxyamphetamine (MDA)

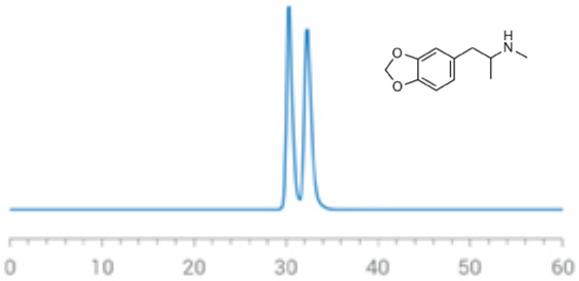

Retention (min): 30.31/32.27 (Peak1/Peak 2)
Resolution: 1.16

Method Conditions

Column: InfinityLab Poroshell 120 Chiral-V (10 cm x 4.6 mm, 2.7 µm) x2
Mobile phase: 95/5: Ethanol/15 mM Ammonium Formate (pH 3.6)
Flow Rate: 0.4 mL/min
Temperature: Ambient (23 °C)
Injection Volume: 1.0 µL
Detection: UV 263 nm

3,4-methylenedioxymethamphetamine (MDMA)

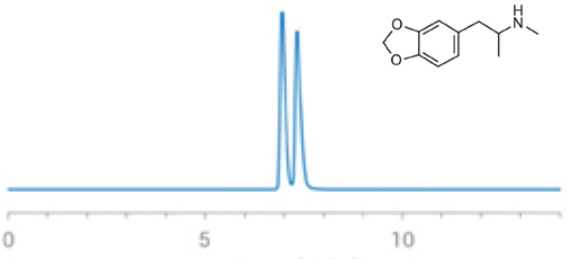

Retention (min): 6.95/7.33 (Peak1/Peak 2)
Resolution: 1.54

Method Conditions

Column: InfinityLab Poroshell 120 Chiral-CD (15 cm x 4.6 mm, 2.7 µm)
Mobile phase: 15/85: Acetonitrile/15 mM Ammonium Formate (pH 3.6)
Flow Rate: 0.7 mL/min
Temperature: Ambient (23 °C)
Injection Volume: 1.0 µL
Detection: UV 230 nm

3,4-dimethylmethcathinone

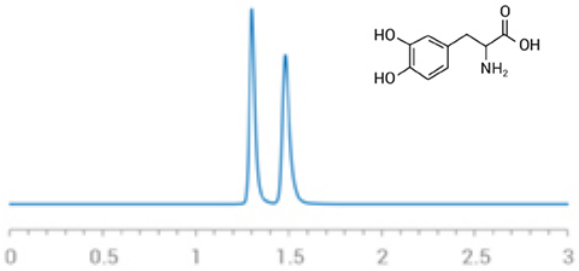

Retention (min): 1.30/1.48 (Peak1/Peak 2)
Resolution: 2.95

Method Conditions

Column: InfinityLab Poroshell 120 Chiral-CD (10 cm x 4.6 mm, 2.7 µm)
Mobile phase: 30/70: Methanol/50 mM Ammonium Formate (pH 3.6)
Flow Rate: 1.0 mL/min
Temperature: 45 °C
Injection Volume: 1.0 µL
Detection: UV 230 nm

4-methylethcathinone

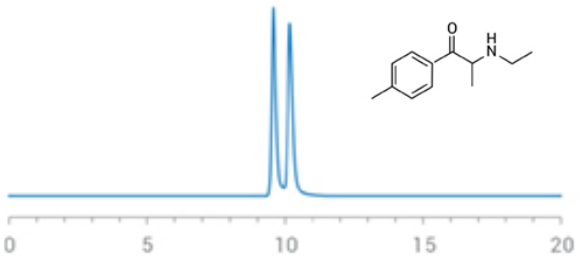

Retention (min): 19.35/20.44 (Peak1/Peak 2)
Resolution: 1.13

Method Conditions

Column: InfinityLab Poroshell 120 Chiral-CD (10 cm x 4.6 mm, 2.7 µm) x2
Mobile phase: 90/10: Methanol/15 mM Ammonium Formate (pH 3.6)
Flow Rate: 0.3 mL/min
Temperature: Ambient (23 °C)
Injection Volume: 1.0 µL
Detection: UV 230 nm

4-methylethcathinone

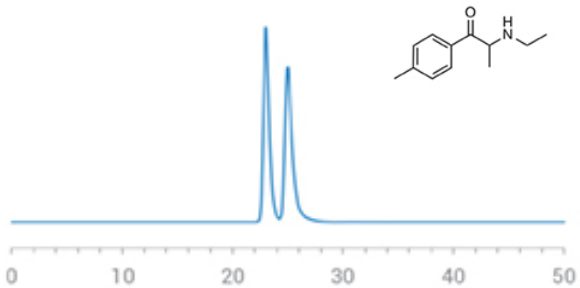

Retention (min): 22.98/24.98 (Peak1/Peak 2)
Resolution: 1.52

Method Conditions

Column: InfinityLab Poroshell 120 Chiral-T (10 cm x 4.6 mm, 2.7 µm)
Mobile phase: 95/5: Ethanol/15 mM Ammonium Formate (pH 3.6)
Flow Rate: 1.0 mL/min
Temperature: Ambient (23 °C)
Injection Volume: 1.0 µL
Detection: UV 254 nm

Methoxamine

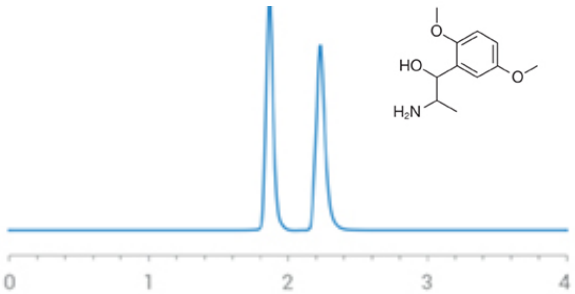

Retention (min): 1.87/2.23 (Peak1/Peak 2)
Resolution: 3.62

Method Conditions

Column: InfinityLab Poroshell 120 Chiral-CD (10 cm x 4.6 mm, 2.7 µm)
Mobile phase: 10/90: Acetonitrile/15 mM Ammonium Formate (pH 3.6)
Flow Rate: 1.0 mL/min
Temperature: Ambient (23 °C)
Injection Volume: 1.0 µL
Detection: UV 220 nm

Methoxamine

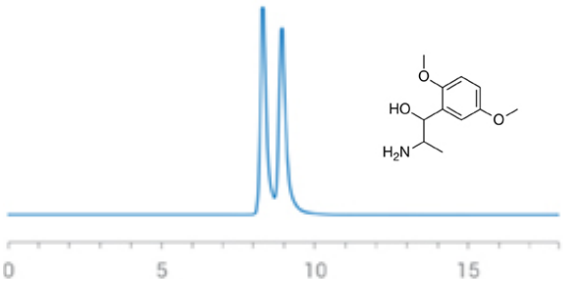

Retention (min): 8.32/8.93 (Peak1/Peak 2)
Resolution: 1.24

Method Conditions

Column: InfinityLab Poroshell 120 Chiral-V (10 cm x 4.6 mm, 2.7 µm)
Mobile phase: 60/40/0.3/0.2: Acetonitrile/Methanol/Acetic Acid/TEA
Flow Rate: 0.5 mL/min
Temperature: Ambient (23 °C)
Injection Volume: 1.0 µL
Detection: UV 220 nm

Pentedrone

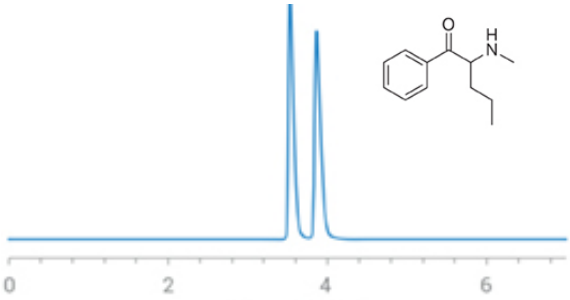

Retention (min): 3.54/3.87 (Peak1/Peak 2)
Resolution: 2.68

Method Conditions

Column: InfinityLab Poroshell 120 Chiral-CD (15 cm x 4.6 mm, 2.7 µm)
Mobile phase: 10/90: Acetonitrile/15 mM Ammonium Formate (pH 3.6)
Flow Rate: 1.0 mL/min
Temperature: Ambient (23 °C)
Injection Volume: 1.0 µL
Detection: UV 254 nm

Pentedrone

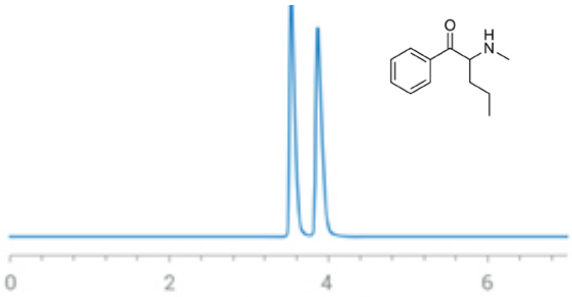

Retention (min): 7.95/8.53 (Peak1/Peak 2)
Resolution: 1.80

Method Conditions

Column: InfinityLab Poroshell 120 Chiral-V (10 cm x 4.6 mm, 2.7 µm)
Mobile phase: 90/10: Ethanol/15 mM Ammonium Formate (pH 3.6)
Flow Rate: 0.5 mL/min
Temperature: Ambient (23 °C)
Injection Volume: 1.0 µL
Detection: UV 254 nm

Pseudoephedrine

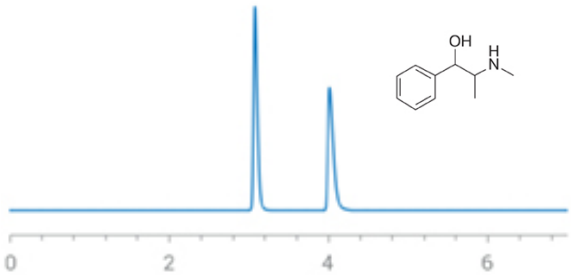

Retention (min): 3.08/4.01 (Peak1/Peak 2)
Resolution: 8.98

Method Conditions

Column: InfinityLab Poroshell 120 Chiral-CD (15 cm x 4.6 mm, 2.7 µm)
Mobile phase: 10/90: Acetonitrile/15 mM Ammonium Formate (pH 3.6)
Flow Rate: 1.0 mL/min
Temperature: Ambient (23 °C)
Injection Volume: 1.0 µL
Detection: UV 220 nm

Pseudoephedrine

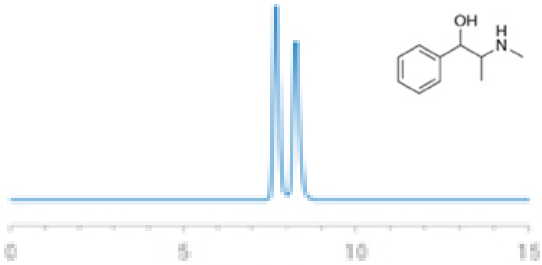

Retention (min): 7.70/8.27 (Peak1/Peak 2)
Resolution: 2.04

Method Conditions

Column: InfinityLab Poroshell 120 Chiral-T (10 cm x 4.6 mm, 2.7 µm)
Mobile phase: 60/40/0.3/0.2: Acetonitrile/Methanol/Acetic Acid/TEA
Flow Rate: 0.7 mL/min
Temperature: Ambient (23 °C)
Injection Volume: 1.0 µL
Detection: UV 220 nm

Pseudoephedrine

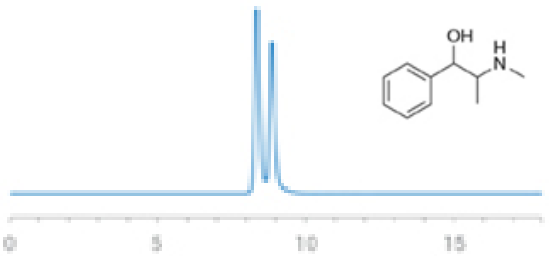

Retention (min): 8.34/8.84 (Peak1/Peak 2)
Resolution: 1.40

Method Conditions

Column: InfinityLab Poroshell 120 Chiral-V (10 cm x 4.6 mm, 2.7 µm)
Mobile phase: 60/40/0.3/0.2: Acetonitrile/Methanol/Acetic Acid/TEA
Flow Rate: 0.5 mL/min
Temperature: Ambient (23 °C)
Injection Volume: 1.0 µL
Detection: UV 254 nm

α-pyrrolidinopentiophenone

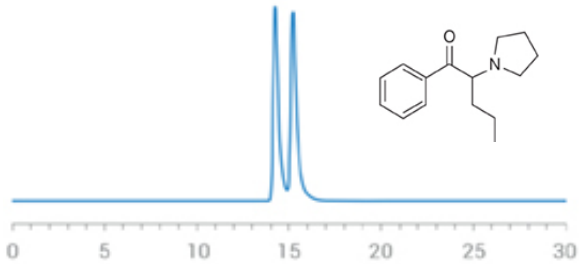

Retention (min): 14.24/15.21 (Peak1/Peak 2)
Resolution: 1.34

Method Conditions

Column: InfinityLab Poroshell 120 Chiral-CD (15 cm x 4.6 mm, 2.7 µm)
Mobile phase: 15/85: Acetonitrile/15 mM Ammonium Formate (pH 3.6)
Flow Rate: 0.3 mL/min
Temperature: 10 °C
Injection Volume: 1.0 µL
Detection: UV 254 nm

Norephedrine

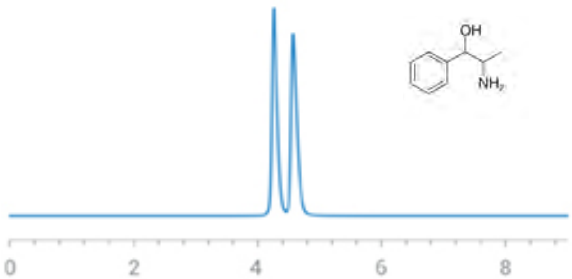

Retention (min): 4.26/4.57 (Peak1/Peak 2)
Resolution: 1.96

Method Conditions

Column: InfinityLab Poroshell 120 Chiral-CF (10 cm x 4.6 mm, 2.7 µm)
Mobile phase: 60/40/0.3/0.2: Acetonitrile/Methanol/Acetic Acid/TEA
Flow Rate: 0.8 mL/min
Temperature: Ambient (23 °C)
Injection Volume: 1.0 µL
Detection: UV 210 nm

Normetanephrine

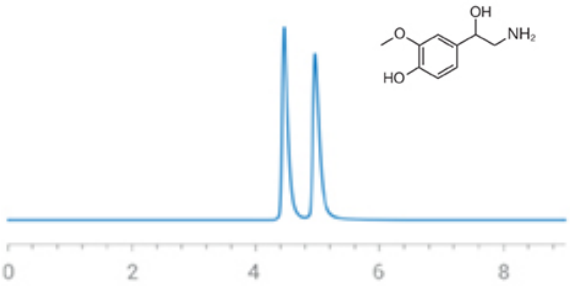

Retention (min): 4.46/4.96 (Peak1/Peak 2)
Resolution: 2.88

Method Conditions

Column: InfinityLab Poroshell 120 Chiral-CF (10 cm x 4.6 mm, 2.7 µm)
Mobile phase: 60/40/0.3/0.2: Acetonitrile/Methanol/Acetic Acid/TEA
Flow Rate: 1.0 mL/min
Temperature: Ambient (23 °C)
Injection Volume: 1.0 µL
Detection: UV 220 nm

Norphenylephrine

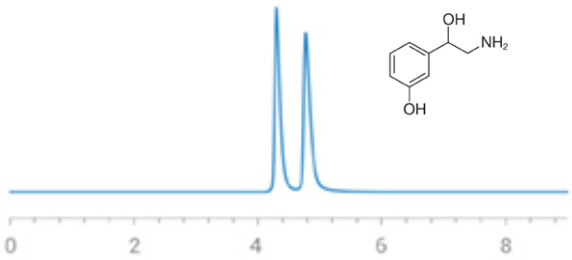

Retention (min): 4.30/4.77 (Peak1/Peak 2)
Resolution: 2.84

Method Conditions

Column: InfinityLab Poroshell 120 Chiral-CF (10 cm x 4.6 mm, 2.7 µm)
Mobile phase: 60/40/0.3/0.2: Acetonitrile/Methanol/Acetic Acid/TEA
Flow Rate: 1.0 mL/min
Temperature: Ambient (23 °C)
Injection Volume: 1.0 µL
Detection: UV 220 nm

3,4-dihydroxyphenylalanine (DOPA)

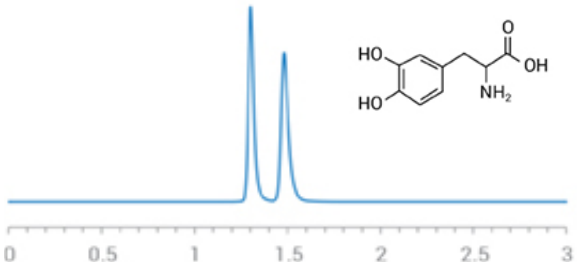

Retention (min): 1.30/1.48 (Peak1/Peak 2)
Resolution: 2.95

Method Conditions

Column: InfinityLab Poroshell 120 Chiral-T (10 cm x 4.6 mm, 2.7 µm)
Mobile phase: 30/70: Methanol/50 mM Ammonium Formate (pH 3.6)
Flow Rate: 1.0 mL/min
Temperature: 45 °C
Injection Volume: 1.0 µL
Detection: UV 230 nm

Clenbuterol

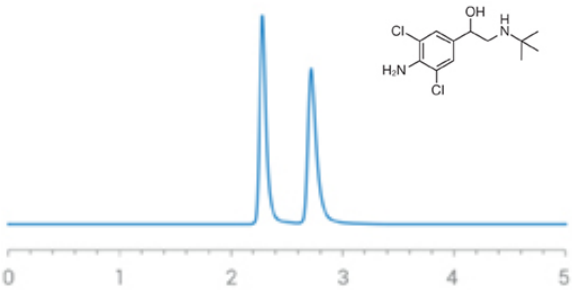

Retention (min): 2.28/2.72 (Peak1/Peak 2)
Resolution: 3.70

Method Conditions

Column: InfinityLab Poroshell 120 Chiral-T (10 cm x 4.6 mm, 2.7 µm)
Mobile phase: 100/0.2/0.05: Methanol/Acetic Acid/Ammonium Hydroxide
Flow Rate: 2.0 mL/min
Temperature: Ambient (23 °C)
Injection Volume: 1.0 µL
Detection: UV 220 nm

Clenbuterol

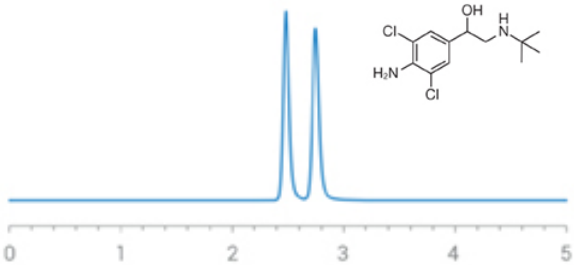

Retention (min): 2.48/2.75 (Peak1/Peak 2)
Resolution: 2.66

Method Conditions

Column: InfinityLab Poroshell 120 Chiral-V (10 cm x 4.6 mm, 2.7 µm)
Mobile phase: 100/0.1/0.02: Methanol/Acetic Acid/Ammonium Hydroxide
Flow Rate: 1.0 mL/min
Temperature: Ambient (23 °C)
Injection Volume: 1.0 µL
Detection: UV 220 nm

Ethylone

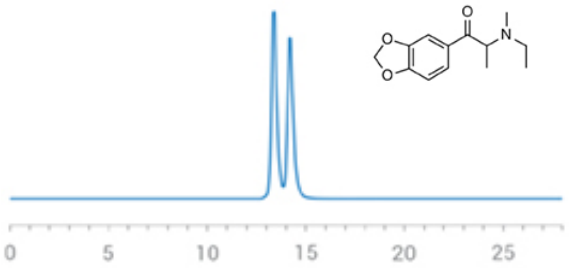

Retention (min): 13.38/14.18 (Peak1/Peak 2)
Resolution: 1.50

Method Conditions

Column: InfinityLab Poroshell 120 Chiral-T (10 cm x 4.6 mm, 2.7 µm)
Mobile phase: 100/0.2/0.05: Methanol/Acetic Acid/Ammonium Hydroxide
Flow Rate: 0.5 mL/min
Temperature: Ambient (23 °C)
Injection Volume: 1.0 µL
Detection: UV 230 nm

Ethylone

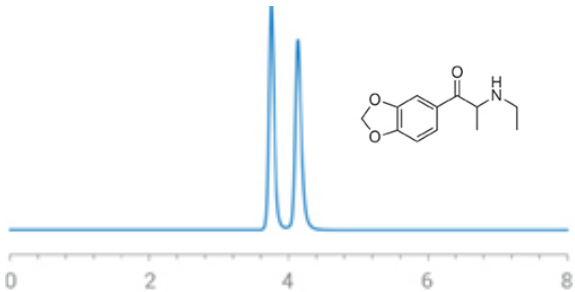

Retention (min): 3.75/4.13 (Peak1/Peak 2)
Resolution: 2.61

Method Conditions

Column: InfinityLab Poroshell 120 Chiral-V (10 cm x 4.6 mm, 2.7 µm)
Mobile phase: 100/0.2/0.1: Methanol/Acetic Acid/Triethylamine
Flow Rate: 0.7 mL/min
Temperature: Ambient (23 °C)
Injection Volume: 1.0 µL
Detection: UV 230 nm

Methylphenidate

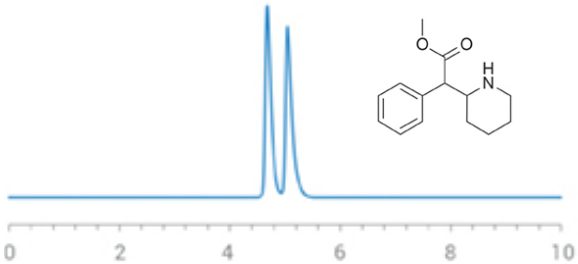

Retention (min): 4.68/5.04 (Peak1/Peak 2)
Resolution: 1.58

Method Conditions

Column: InfinityLab Poroshell 120 Chiral-T (10 cm x 4.6 mm, 2.7 µm)
Mobile phase: 100/0.1 wt %: Methanol/Ammonium Trifluoroacetate
Flow Rate: 1.0 mL/min
Temperature: Ambient (23 °C)
Injection Volume: 1.0 µL
Detection: UV 220 nm

Methylphenidate

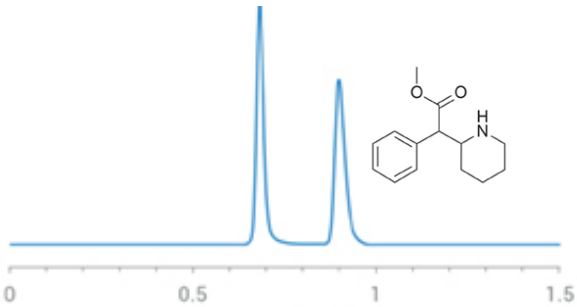

Retention (min): 0.68/0.90 (Peak1/Peak 2)
Resolution: 5.18

Method Conditions

Column: InfinityLab Poroshell 120 Chiral-V (10 cm x 4.6 mm, 2.7 µm)
Mobile phase: 100/0.1 wt %: Methanol/Ammonium Formate (pH 3.6)
Flow Rate: 2.75 mL/min
Temperature: Ambient (23 °C)
Injection Volume: 1.0 µL
Detection: UV 220 nm

3-fluoromethcathinone

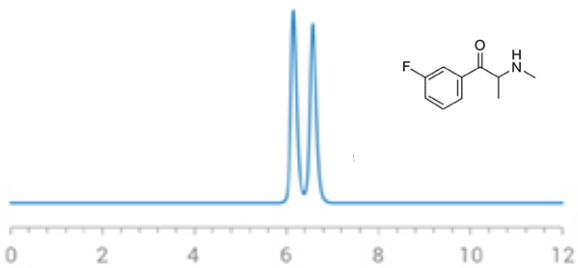

Retention (min): 6.15/6.57 (Peak1/Peak 2)
Resolution: 1.50

Method Conditions

Column: InfinityLab Poroshell 120 Chiral-V (10 cm x 4.6 mm, 2.7 µm)
Mobile phase: 30/70: Methanol/15 mM Ammonium Formate (pH 3.6)
Flow Rate: 0.5 mL/min
Temperature: Ambient (23 °C)
Injection Volume: 1.0 µL
Detection: UV 254 nm

3,4-methylenedioxy-N-ethylamphetamine (MDEA)

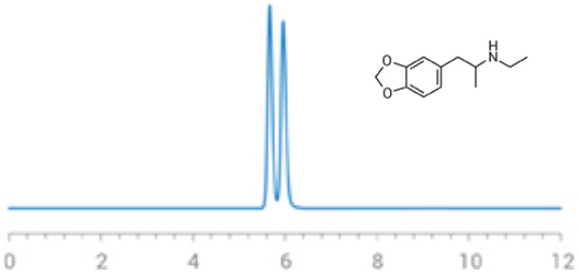

Retention (min): 5.67/5.96 (Peak1/Peak 2)
Resolution: 1.58

Method Conditions

Column: InfinityLab Poroshell 120 Chiral-V (10 cm x 4.6 mm, 2.7 µm)
Mobile phase: 100/0.2/0.05: Methanol/Acetic Acid/Ammonium Hydroxide
Flow Rate: 0.5 mL/min
Temperature: Ambient (23 °C)
Injection Volume: 1.0 µL
Detection: UV 220 nm

4-ethylmethcathinone

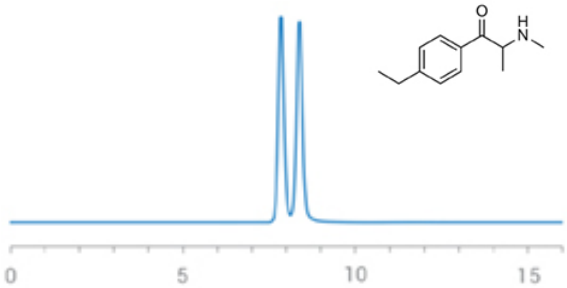

Retention (min): 7.85/8.38 (Peak1/Peak 2)
Resolution: 1.74

Method Conditions

Column: InfinityLab Poroshell 120 Chiral-V (10 cm x 4.6 mm, 2.7 µm)
Mobile phase: 90/10: Ethanol/15 mM Ammonium Formate (pH 3.6)
Flow Rate: 0.5 mL/min
Temperature: Ambient (23 °C)
Injection Volume: 1.0 µL
Detection: UV 254 nm

4-methylethcathinone

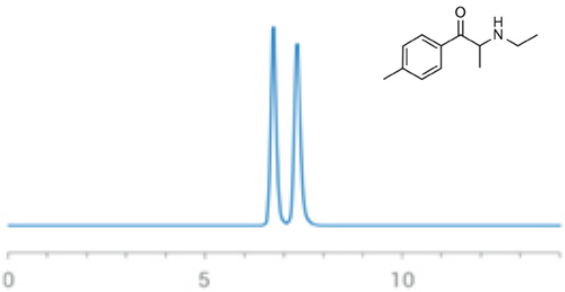

Retention (min): 6.73/7.33 (Peak1/Peak 2)
Resolution: 2.23

Method Conditions

Column: InfinityLab Poroshell 120 Chiral-V (10 cm x 4.6 mm, 2.7 µm)
Mobile phase: 90/10: Ethanol/15 mM Ammonium Formate (pH 3.6)
Flow Rate: 0.5 mL/min
Temperature: Ambient (23 °C)
Injection Volume: 1.0 µL
Detection: UV 254 nm

Aminorex

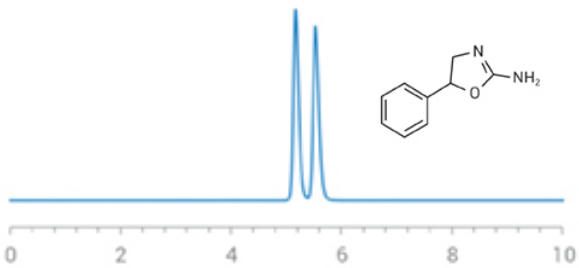

Retention (min): 5.17/5.53 (Peak1/Peak 2)
Resolution: 1.98

Method Conditions

Column: InfinityLab Poroshell 120 Chiral-V (10 cm x 4.6 mm, 2.7 µm)
Mobile phase: 100/0.2/0.05: Methanol/Acetic Acid/Ammonium Hydroxide
Flow Rate: 0.7 mL/min
Temperature: Ambient (23 °C)
Injection Volume: 1.0 µL
Detection: UV 220 nm

Amphetamine

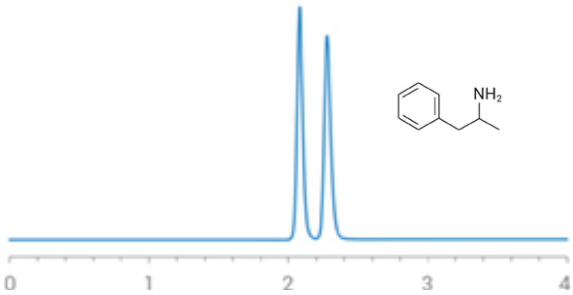

Retention (min): 2.08/2.28 (Peak1/Peak 2)
Resolution: 2.48

Method Conditions

Column: InfinityLab Poroshell 120 Chiral-V (10 cm x 4.6 mm, 2.7 µm)
Mobile phase: 100/0.1 wt %: Methanol/Ammonium Trifluoroacetate
Flow Rate: 1.0 mL/min
Temperature: Ambient (23 °C)
Injection Volume: 1.0 µL
Detection: UV 220 nm

Butylone

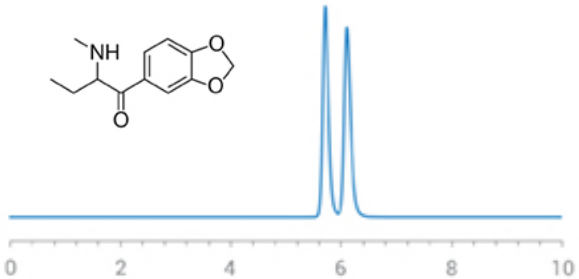

Retention (min): 5.71/6.10 (Peak1/Peak 2)
Resolution: 1.97

Method Conditions

Column: InfinityLab Poroshell 120 Chiral-V (10 cm x 4.6 mm, 2.7 µm)
Mobile phase: 100/0.2/0.1: Methanol/Acetic Acid/Triethylamine
Flow Rate: 1.0 mL/min
Temperature: Ambient (23 °C)
Injection Volume: 1.0 µL
Detection: UV 230 nm

Cathinone

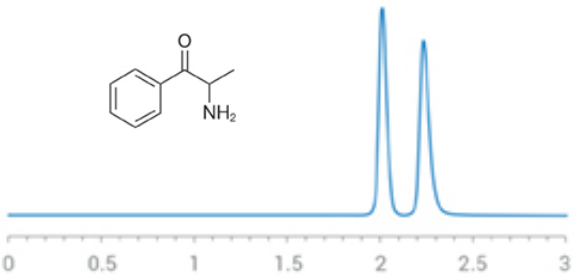

Retention (min): 2.01/2.23 (Peak1/Peak 2)
Resolution: 2.65

Method Conditions

Column: InfinityLab Poroshell 120 Chiral-V (10 cm x 4.6 mm, 2.7 µm)
Mobile phase: 100/0.1 wt %: Methanol/Ammonium Trifluoroacetate
Flow Rate: 1.0 mL/min
Temperature: 15 °C
Injection Volume: 1.0 µL
Detection: UV 220 nm

Flephedrone

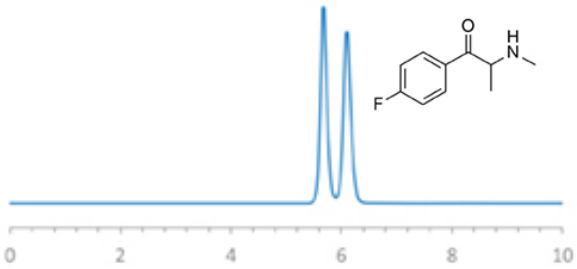

Retention (min): 5.68/6.10 (Peak1/Peak 2)
Resolution: 1.85

Method Conditions

Column: InfinityLab Poroshell 120 Chiral-V (10 cm x 4.6 mm, 2.7 µm)
Mobile phase: 100/0.2/0.1: Methanol/Acetic Acid/Triethylamine
Flow Rate: 0.5 mL/min
Temperature: Ambient (23 °C)
Injection Volume: 1.0 µL
Detection: UV 230 nm

Mephedrone

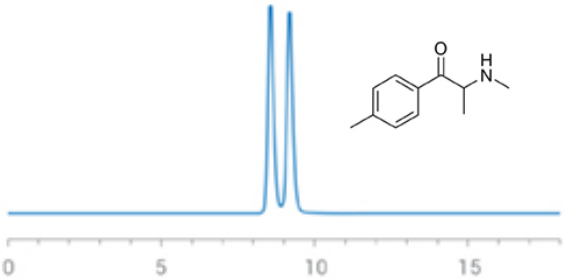

Retention (min): 8.56/9.19 (Peak1/Peak 2)
Resolution: 1.84

Method Conditions

Column: InfinityLab Poroshell 120 Chiral-V (10 cm x 4.6 mm, 2.7 µm)
Mobile phase: 90/10: Ethanol/15 mM Ammonium Formate (pH 3.6)
Flow Rate: 0.5 mL/min
Temperature: Ambient (23 °C)
Injection Volume: 1.0 µL
Detection: UV 254 nm

Methamphetamine

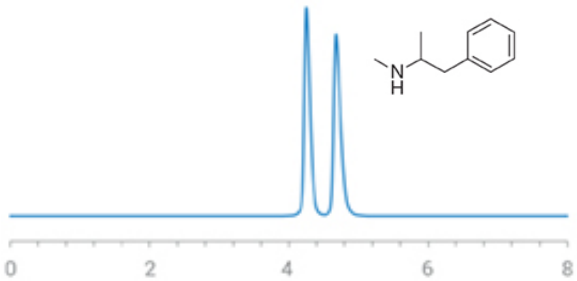

Retention (min): 4.25/4.71 (Peak1/Peak 2)
Resolution: 2.73

Method Conditions

Column: InfinityLab Poroshell 120 Chiral-V (10 cm x 4.6 mm, 2.7 µm)
Mobile phase: 100/0.1/0.05: Methanol/Acetic Acid/Triethylamine
Flow Rate: 1.0 mL/min
Temperature: Ambient (23 °C)
Injection Volume: 1.0 µL
Detection: UV 220 nm

Methylephedrine

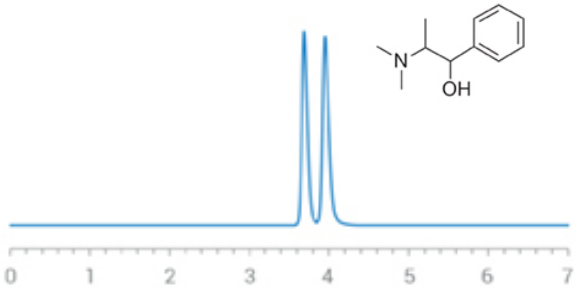

Retention (min): 3.69/3.95 (Peak1/Peak 2)
Resolution: 1.92

Method Conditions

Column: InfinityLab Poroshell 120 Chiral-V (10 cm x 4.6 mm, 2.7 µm)
Mobile phase: 100/0.1/0.05: Methanol/Acetic Acid/Triethylamine
Flow Rate: 1.0 mL/min
Temperature: Ambient (23 °C)
Injection Volume: 1.0 µL
Detection: UV 220 nm

Methylone

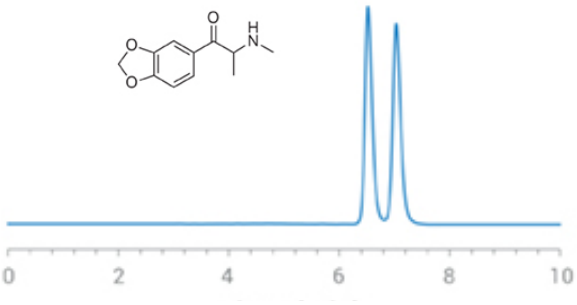

Retention (min): 6.52/7.03 (Peak1/Peak 2)
Resolution: 2.08

Method Conditions

Column: InfinityLab Poroshell 120 Chiral-V (10 cm x 4.6 mm, 2.7 µm)
Mobile phase: 100/0.2/0.1: Methanol/Acetic Acid/Triethylamine
Flow Rate: 1.0 mL/min
Temperature: Ambient (23 °C)
Injection Volume: 1.0 µL
Detection: UV 230 nm

p-methoxyamphetamine

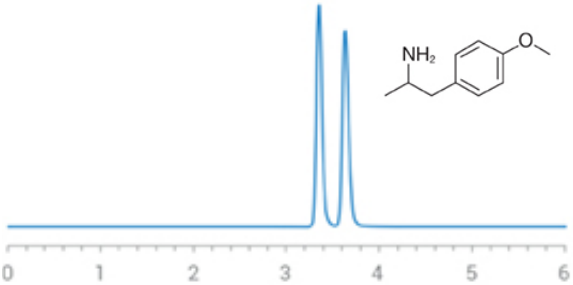

Retention (min): 3.35/3.63 (Peak1/Peak 2)
Resolution: 2.47

Method Conditions

Column: InfinityLab Poroshell 120 Chiral-V (10 cm x 4.6 mm, 2.7 µm)
Mobile phase: 100/0.1 wt %: Methanol/Ammonium Trifluoroacetate
Flow Rate: 0.6 mL/min
Temperature: Ambient (23 °C)
Injection Volume: 1.0 µL
Detection: UV 220 nm

Pentylone

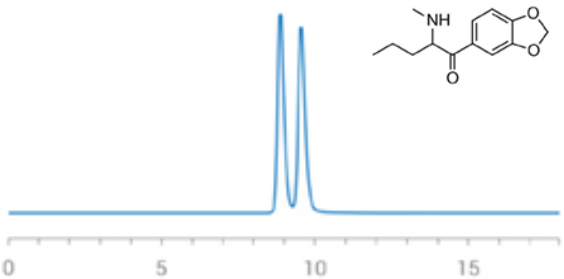

Retention (min): 8.88/9.55 (Peak1/Peak 2)
Resolution: 1.72

Method Conditions

Column: InfinityLab Poroshell 120 Chiral-V (10 cm x 4.6 mm, 2.7 µm)
Mobile phase: 90/10: Ethanol/15 mM Ammonium Formate (pH 3.6)
Flow Rate: 0.5 mL/min
Temperature: Ambient (23 °C)
Injection Volume: 1.0 µL
Detection: UV 230 nm

Synephrine

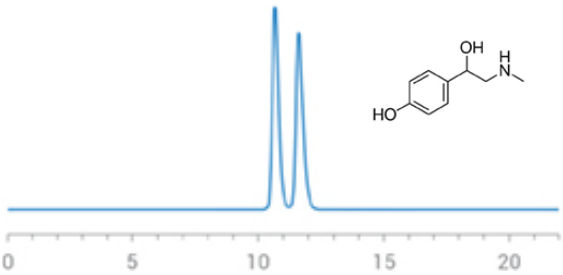

Retention (min): 10.67/11.62 (Peak1/Peak 2)
Resolution: 1.92

Method Conditions

Column: InfinityLab Poroshell 120 Chiral-V (10 cm x 4.6 mm, 2.7 µm)
Mobile phase: 90/10: Ethanol/15 mM Ammonium Formate (pH 3.6)
Flow Rate: 0.5 mL/min
Temperature: Ambient (23 °C)
Injection Volume: 1.0 µL
Detection: UV 220 nm

α-pyrrolidinopentiophenone

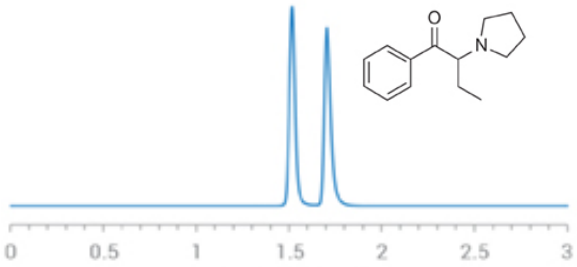

Retention (min): 1.64/1.92 (Peak1/Peak 2)
Resolution: 4.33

Method Conditions

Column: InfinityLab Poroshell 120 Chiral-V (10 cm x 4.6 mm, 2.7 µm)
Mobile phase: 100/0.1 wt %: Methanol/Ammonium Trifluoroacetate
Flow Rate: 1.0 mL/min
Temperature: Ambient (23 °C)
Injection Volume: 1.0 µL
Detection: UV 220 nm

Table of Contents by Column

Search

Click the links to jump immediately to that section

Learn more:
www.agilent.com/chem/poroshell-120-chiral

Buy online:
www.agilent.com/chem/store

U.S. and Canada
1-800-227-9770
agilent_inquiries@agilent.com

Europe
info_agilent@agilent.com

Asia Pacific
inquiry_lsca@agilent.com

For Research Use Only. Not for use in diagnostic procedures.

This information is subject to change without notice.

Published in the USA, December 1, 2017
5991-8450EN

Agilent
Trusted Answers