

# YMC

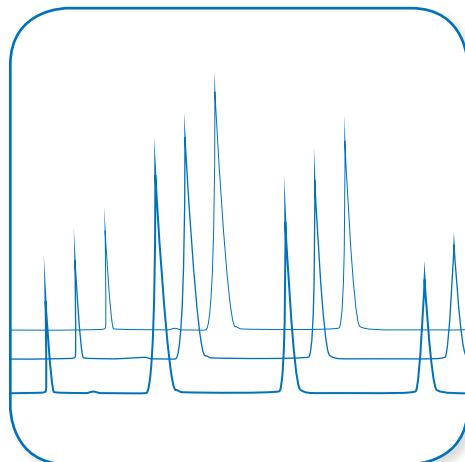
## CLASSIC COLUMNS



Selectivity  
Reproducibility  
Reliability

Long-Term  
Supply

Worldwide  
Availability



# Worldwide Availability

### **YMC** CO., LTD.

YMC Karasuma-Gojo Bld. 284 Daigo-cho  
Karasuma Nishiiru Gojo-dori Shimogyo-ku  
Kyoto 600-8106 Japan  
Phone +81(0)75-342-4515  
FAX +81(0)75-342-4550  
[www.ymc.co.jp](http://www.ymc.co.jp)

### **YMC** Europe GmbH

Schöttmannshof 19  
D-46539 Dinslaken  
Germany  
Phone +49(0)2064/427-0  
FAX +49(0)2064/427-222  
[www.ymc.de](http://www.ymc.de)

### **YMC** Schweiz LLC.

Im Wasenboden 8  
4056 Basel  
Switzerland  
Phone + 41 61 561 80 50  
Fax + 41 61 561 80 59  
[www.ymc-schweiz.ch](http://www.ymc-schweiz.ch)

### **YMC** America, Inc.

941 Marcon Boulevard Suite 201  
Allentown  
PA18109 USA  
Phone +1-610-266-8650  
FAX +1-610-266-8652  
[www.ymcamerica.com](http://www.ymcamerica.com)

### **YMC** Korea Co., Ltd.

#310 Woolim W-city, 9-22  
Pangyo-ro 255beon-gil, Bundang-Gu  
Seongnam-Si, Gyeonggi-Do  
13486, Korea  
Phone +82-31-603-1321  
FAX +82-31-716-1630  
[www.ymckorea.com](http://www.ymckorea.com)

### **YMC** Taiwan Co., Ltd.

1F., No. 45, Ln. 200,  
Shidong Rd.,  
Shilin Dist., Taipei City 111,  
Taiwan (R.O.C.)  
Phone : +886-2-8866-3356  
[www.ymctaiwan.com](http://www.ymctaiwan.com)

### **YMC** India Pvt. Ltd.

A-154-155, 1st Floor, Eros Boulevard  
Hotel Crown Plaza, Plot No.13-B  
District Centre Mayur Vihar Phase-I  
New Delhi-110091 India  
Phone +91-11-45041601; 45041701  
FAX +91-11-45041901  
[www.ymcindia.com](http://www.ymcindia.com)

### **YMC** Co., Ltd. Shanghai Rep. Office

Far East International Plaza A2404  
No. 319 Xianxia Road, Shanghai 200051  
P.R. China  
Phone +86-21-6235-1388  
FAX +86-21-6235-1398  
[www.ymcchina.com](http://www.ymcchina.com)

### **YMC** Singapore Tradelinks Pte. Ltd.

150 Beach Road, #25-02  
Gateway West  
Singapore 189720



*If any of your requirements for selecting a chromatography vendor are not addressed in this general catalogue, please contact "your" YMC office below or a local authorised distributor (refer to [www.ymc.de](http://www.ymc.de)). You will find that YMC is always highly responsive to customer requirements, and feedback is guaranteed.*



# Contents

## Introduction

Company Profile .....	8–9
Method Validation Kits .....	10
Achiral/Chiral Method Development Kits .....	11

## Meteoric Core / CORE-SHELL

Introduction .....	15
Features and Specifications.....	16
Selectivity Chart .....	17
Applications.....	18–20
QC-Data.....	21
Ordering Information .....	22

## ProFamily / Reversed Phase

General .....	25–33
YMC-Pack <i>Pro</i> C18 .....	34–35
YMC-Pack <i>Pro</i> C8 .....	36–37
YMC-Pack <i>Pro</i> C4 .....	38–39
YMC-Pack <i>Pro</i> C18 RS .....	40–43
Hydrosphere C18.....	44–45
Ultra Fast LC Columns .....	46–51
Ordering Information .....	52–53

## Reversed Phase Classics

Introduction .....	57
YMC-Pack ODS-AQ.....	58–61
YMC-Pack ODS-A .....	62–63
YMC-Pack ODS-AM.....	64–65
YMC-Pack ODS-AL .....	66–67
YMC-Pack Polymer C18 .....	68–69
YMCbasic .....	70–71
YMC-Pack C8 .....	72–73
YMC-Pack Ph.....	74–75
YMC-Pack C4 .....	76–77
YMC-Pack TMS.....	78–79
YMC-Pack CN.....	80–81
Ordering Information .....	82–89

## Normal Phase Classics

Introduction .....	93
YMC-Pack SIL.....	94–95
YMC-Pack PVA-Sil.....	96–97
YMC-Pack CN.....	98–99
YMC-Pack Diol-NP .....	100–101
YMC-Pack Polyamine II.....	102–103
YMC-Pack NH2 .....	104
YMC-Pack TMS.....	105
Ordering Information .....	106–109

## Speciality Columns

Introduction .....	113
YMC Carotenoid.....	114–115
YMC PAH.....	116–117
J'sphere ODS .....	118–123
Ordering Information .....	124–126


## Technical Information

Introduction .....	129
Column Handling.....	130–132
Mobile Phases for Reversed Phase Columns.....	133
HPLC Column Performance.....	134
Inspection Report.....	135
FAQ .....	136–139
Troubleshooting .....	140–143
Essential Data .....	144–145
Linear Scale-Up .....	146
Preparative Column Selection Guide.....	147
YMC Order Guide .....	148–149




# Literature available (Selection)


Please inquire for the corresponding catalogues




YMC-Triart (U)HPLC columns




YMC Biochromatography Columns



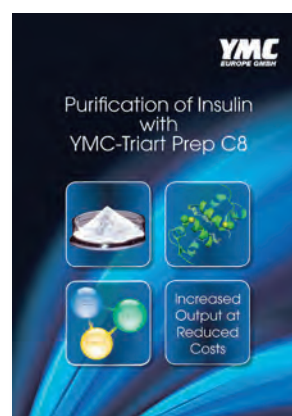
YMC Chiral Columns



Stationary phases for prep LC




YMC\*GEL




YMC-Triart Prep C8



BioPro IEX Resins



YMC Glass Columns



YMC Pilot<sup>+</sup>

# 京都市

## *Kyoto Japan*

YMC's hometown Kyoto, officially Kyoto City (Kyōto-shi), is the capital city of Kyoto Prefecture, located in the Kansai region of Japan.

It is best known in Japanese history for being the former Imperial capital of Japan for more than one thousand years, as well as a major part of the Kyoto-Osaka-Kobe metropolitan area. In Japanese, Kyoto was previously called Kyō, Miyako, or Kyō no Miyako. In the 11th century, the city was renamed Kyoto („capital city“), from the Chinese calligraphic, jingdu. After the city of Edo was renamed Tokyo (meaning „Eastern Capital“) in 1868, and the seat of the Emperor was moved there, Kyoto was for a short time known as Saikyō (meaning „Western Capital“).

Kyoto is also sometimes called the thousand-year capital.







# Company Profile

**Y**MC is a leading specialist supplier of high performance products for liquid chromatography, with headquarters in Kyoto, Japan, and with subsidiaries in Europe with qualified/authorized distributors, the USA, India, China, Korea, Taiwan and Singapore.

**Our mission statement is our ambition to provide chromatographic solutions for any compound from its discovery through scale-up into production and its ultimate quality control in the laboratory. YMC can always be expected to provide meaningful support, chromatographic tools and assistance for routine R&D, fast LC/UHPLC, high-throughput screening, LC-MS, automation or process-scale engineering.**

As a leading global supplier of high performance products for liquid chromatography, YMC is always striving to be highly innovative.

The most recent and interesting premium products from YMC include:

## **pH and temperature stable (U)HPLC columns and bulk phases: YMC-Triart**

Applications using 100% aqueous solvents as well as the separation of similar substances are possible. This allows the whole range of substance polarity to be analysed. Full scalability ensures up- and down-scaling from UHPLC ↔ HPLC ↔ prep scale.



YMC Co., Ltd. manufacturing facility in Komatsu, Japan



Now available in 7 different selectivities for analytical applications.

Bulk media in 10, 15, or 20 µm makes YMC-Triart support available in large quantities for process separations.

## **Coated and immobilised polysaccharides: CHIRAL ART Polysaccharides**

For use in normal phase, reversed phase, polar organic and SFC modes with remarkable stability. Available in prepacked columns with 3 or 5 µm particles as well as in multi-kilogram bulk scale materials with 10 or 20 µm particles at extremely attractive, competitive prices.



YMC Europe GmbH, Dinslaken, Germany





### YMC Nano/MicroLC columns

Highly efficient separations using small sample sizes and low flow rates with Nano- or MicroLC/MS systems with high sensitivity are now possible with YMC capillary columns. Available packed with every YMC reversed phase, normal phase /HILIC stationary phase in very robust column hardware. The choice of standard 1/16 inch or 1/32 inch fittings allows these columns to be used in all Nano- or MicroLC systems.

However, it is not only product specification that demonstrates YMC qualities, but also the perceived ethical values of having expert people contribute competent and consistent performance along with exceptional reliability even for the most difficult and demanding separations. YMC strive to exceed expectations, worldwide and with guaranteed long-term supply.

Hands-on support services are offered by Komatsu/Japan, Dinslaken/Germany and Noida/India: local application laboratories and the Komatsu factory provide method development, optimisation and scale-up as well as custom

## Company Profile

synthesis and toll manufacturing (GMP-compliant) from milligram to ton scale.

Facilities include preparative HPLC, fraction concentration equipment, crystallisation, vacuum filtration, vacuum drying, freeze drying, all supported by state-of-the-art analytical instrumentation. YMC workshops are available with a well-defined balance of theory and practical work at either novice or advanced levels, all of which can be customised to individual requirements.

### Supply

Extensive local inventory and highly competent order processing staffs ensure speedy product supply to virtually any destination. In addition, authorized YMC International Distributors are encouraged to maintain local inventory, too, occasionally complemented by consignment products provided by YMC, so that lead times are brought down to a minimum.



# Method Validation Kits

- *for documentation of robustness and reproducibility*
- *three analytical columns from specified lots*

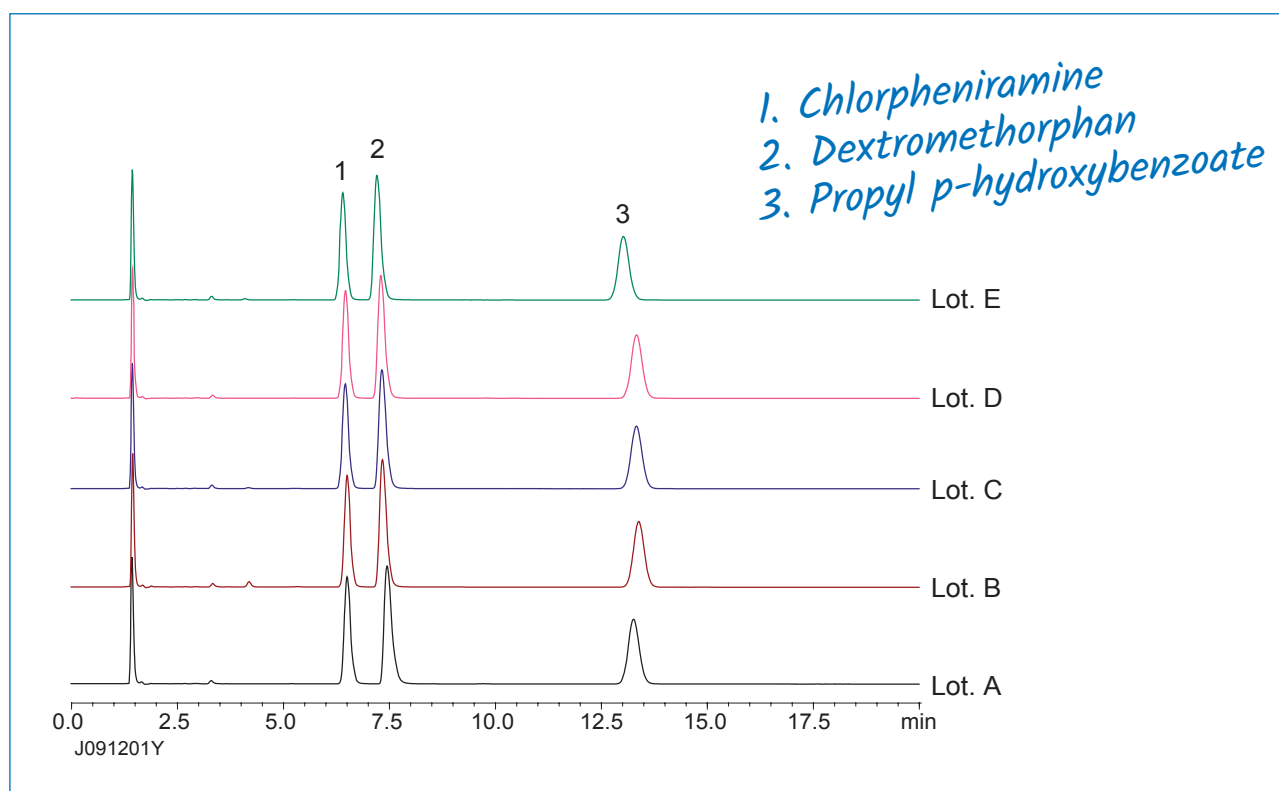
## Validation kit

Contains three analytical columns packed with stationary phases from three different batches, in order to solely test the robustness of the particular method.

### Available dimensions:

Length: 30 or 33, 50, 75, 100, 150, 250, 300 mm

ID: 2.0, 2.1, 3.0, 4.0, 4.6 or 8.0 mm



To order a validation kit simply use the ordering number for the column of interest, e.g. TA12SP9-10Q1PT and add V2: [TA12SP9-10Q1PTV2](#).

**For details on YMC selectivities and the International Product Code please refer to the product sections in this catalogue or specific brochures.**

# Achiral/Chiral Method Development Kits by YMC

- available with **YMC-Triart**, **YMC-Pack Pro** and **CHIRAL ART** columns
- selection of 3 column chemistries
- choice of 3 different column dimensions
- very attractive pricing

In order to offer a convenient solution for method developers, YMC is now offering different price attractive Method Development Kits for both achiral and chiral separations.

The Method Development Kits will be available with a selection of 3 different YMC-Triart (U)HPLC columns, YMC-Pack Pro Family columns or CHIRAL ART columns.

**50 mm length**  
(example)



- YMC-Triart C18
- YMC-Triart C18 ExRS
- YMC-Triart Phenyl

or

**150 mm length**  
(example)



- CHIRAL ART Amylose-SA
- CHIRAL ART Cellulose-SB
- CHIRAL ART Cellulose-SC

## Available dimensions:

Length: 50, 150 mm

ID: 2.0, 2.1 or 4.6 mm

## Achiral Kits Available

Product Family	Modifications	Particle Size	Dimensions	Part No.
YMC-Triart	C18 / C18 ExRS / Phenyl	1.9 µm	50 x 2.1 mm ID	TATARTPHSP9-05Q1PT
	C18 / C8 / Phenyl			TATOTPHSP9-05Q1PT
	C18 / PFP / Diol-HILIC			TATPFTDHSP9-05Q1PT
	C18 / C18 ExRS / Phenyl	TATARTPHS03-05Q1PTH		
	C18 / C8 / Phenyl	TATOTPHS03-05Q1PTH		
	C18 / PFP / Diol-HILIC	TATPFTDHS03-05Q1PTH		
ProFamily	C18 / Hydrosphere C18 / C18 RS	3 µm	50 x 2.0 mm ID	ASHSRSS03-0502WT

## Chiral Kits Available

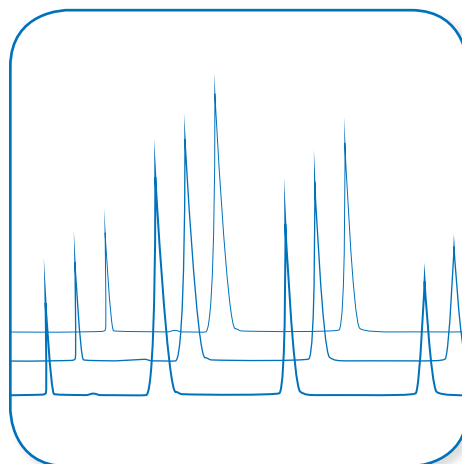
Product Family	Modifications	Particle Size	Dimensions	Part No.
CHIRAL ART	Amylose-SA Cellulose-SB Cellulose-SC	3 µm	50 x 4.6 mm ID	KSAKSBKSCS03-0546WT
	Amylose-C Cellulose-C Cellulose-SC			KANKCNKSCS03-0546WT
	Amylose-SA Cellulose-SB Cellulose-SC		150 x 4.6 mm ID	KSAKSBKSCS03-1546WT
	Amylose-C Cellulose-C Cellulose-SC			KANKCNKSCS03-1546WT







## Meteoric Core



# Contents

Features and Specifications .....	16
Selectivity Chart .....	17
Applications.....	18–20
QC-Data.....	21
Ordering Information.....	22

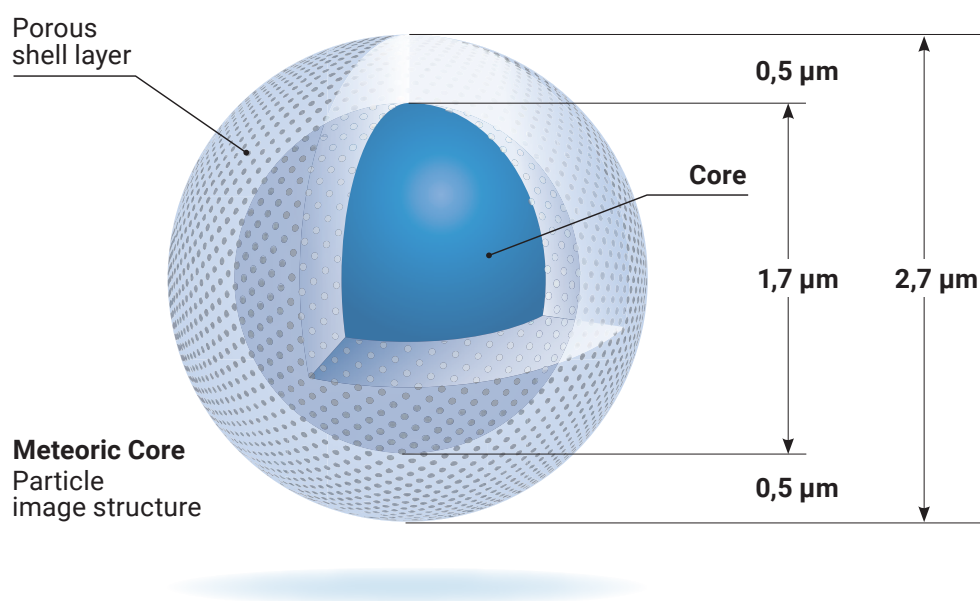


# Meteoric Core

## Introduction

### Core Shell Columns for UHPLC and HPLC

Meteoric Core is a core-shell material optimised for ultra fast separations with outstanding resolution. Excellent peak shapes for basic and coordinating compounds are possible due to a large pH-range of 1.5 to 10 (to pH 9 for C8). It is also an ideal choice for LC/MS applications due to low column bleeding.



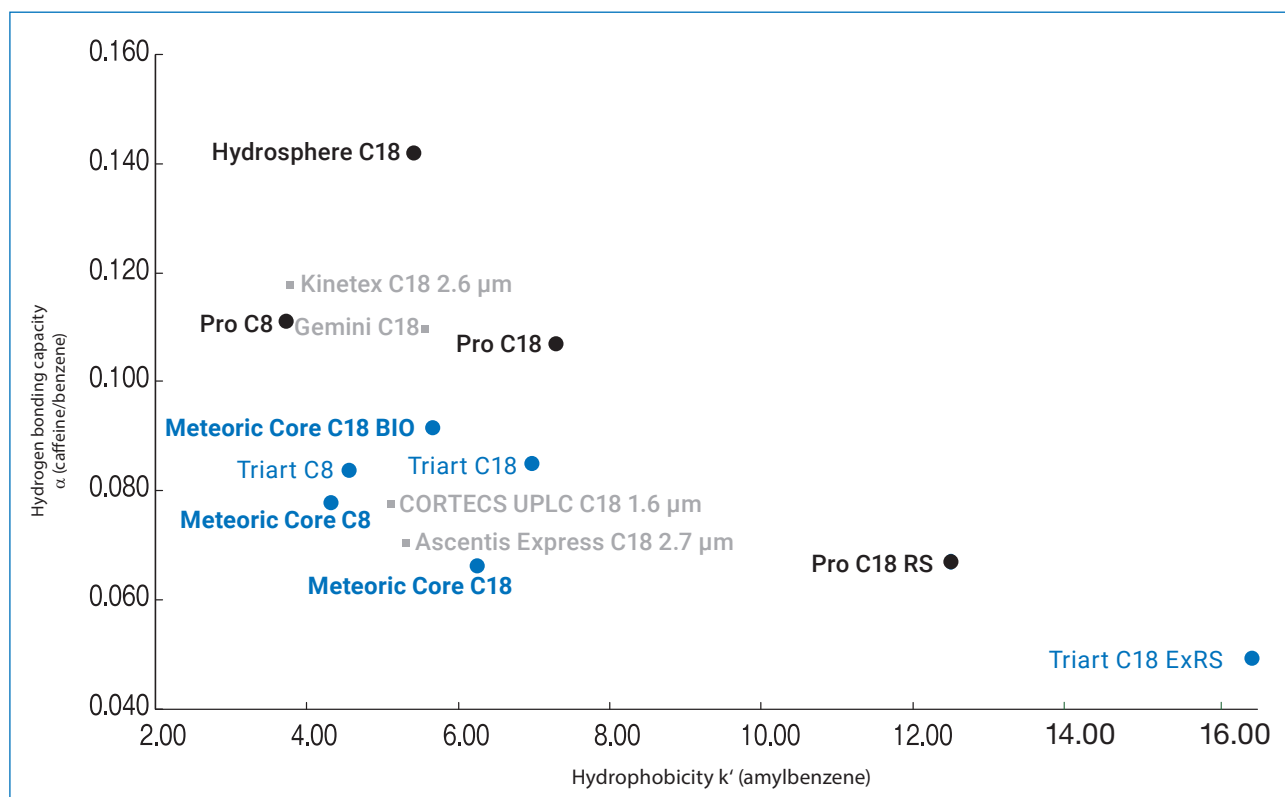
## Core-Shell columns for UHPLC & HPLC

- *ultra fast separation with outstanding resolution*
- *excellent peak shape for basic and coordinating compounds*
- *wide pH application range*
- *high lot-to-lot reproducibility*

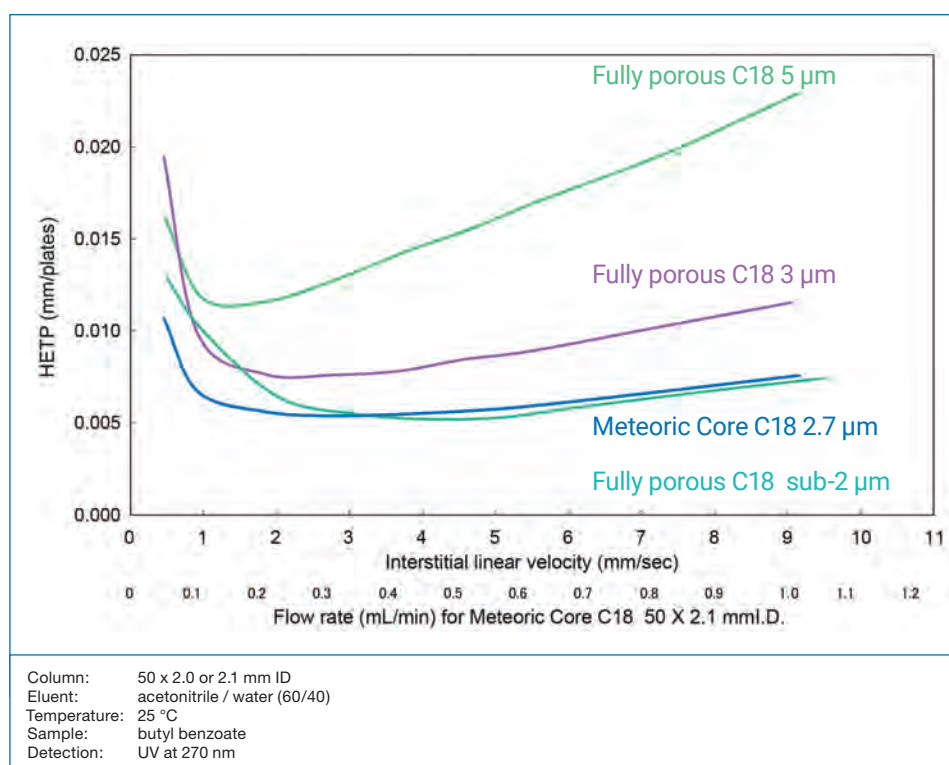
Specifications	Meteoric Core C18	Meteoric Core C18 BIO	Meteoric Core C8
Base particle	Core-Shell type silica gel		
Particle size / $\mu\text{m}$	2.7	2.7	2.7
Pore size / nm	8	16	8
Specific surface area / $\text{m}^2/\text{g}$	150	90	150
Bonding	Trifunctional	Trifunctional	Trifunctional
Carbon content / %	7	5	5
End capping	Yes	Yes	Yes
Pressure limit	60 MPa (8,700 psi)	60 MPa (8,700 psi)	60 MPa (8,700 psi)
pH range	1.5–10	1.5–10	1.5–9
Temperature	pH < 7: 70 °C pH > 7: 50 °C	pH < 7: 70 °C pH > 7: 50 °C	pH < 7: 60 °C pH > 7: 40 °C
USP Classification	pH > 7: 50 °C	L1	L7

# Meteoric Core

## Selectivity Chart



## Van Deemter Curves: Correlation between linear velocity and column efficiency



Meteoric Core C18 has high column efficiency which is almost equivalent to sub-2 μm columns over a wide range of flow rates.

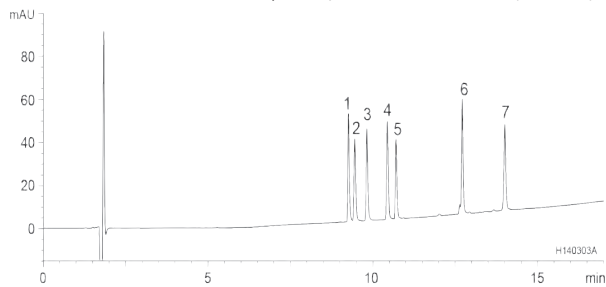


# Meteoric Core

## Applications

### Peptides

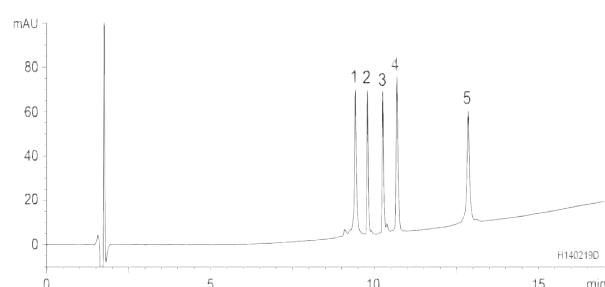
1. BAM-12P (MW 1,425)
2. [D-Ala<sup>2</sup>,Met<sup>5</sup>]-Enkephalinamide (MW 587)
3. Met-Enkephalin (MW 574)
4. [D-Ala<sup>2</sup>,Met<sup>5</sup>]-Enkephalin (MW 588)
5. α-Endorphin (MW 1,746)
6. β-Endorphin (MW 1,859)
7. γ-Endorphin (MW 3,465)



Column: Meteoric Core BIO (2.7 μm, 6 nm) 150 x 2.1 mm ID  
 Part No.: CAW16SQ7-15Q1PT  
 Eluent: A) Water / TFA (100/0.1)  
 B) Acetonitrile / TFA (100/0.1)  
 Gradient: 15-55% B (0-15 min), 55% B (15-17 min)  
 Flow rate: 0.2 mL/min  
 Temperature: 40 °C  
 Detection: 220 nm

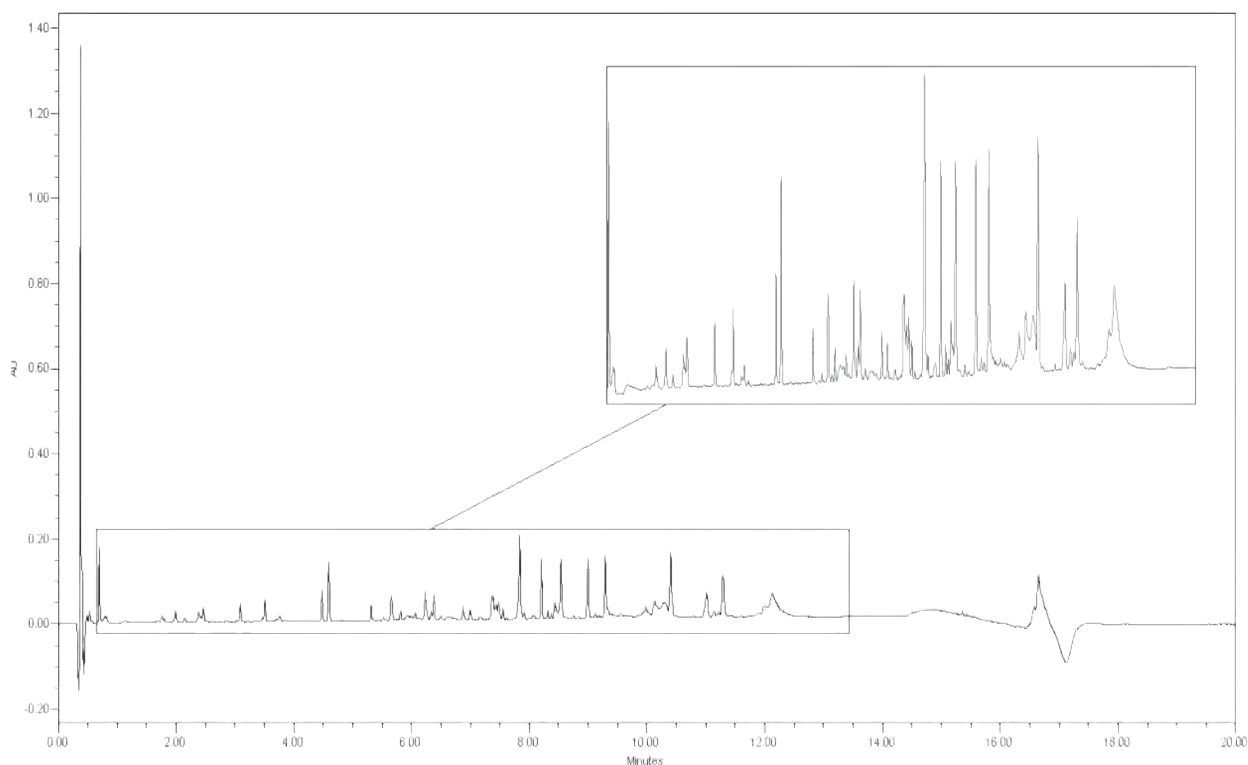
### Peptides/Proteins

1. Cytochrome c (MW 12,400)
2. Insulin (bovine) (MW 5,700)
3. Amyloid β-protein (MW 4,300)
4. Lysozyme (MW 14,000)
5. α-Chymotrypsinogen A (MW 25,700)



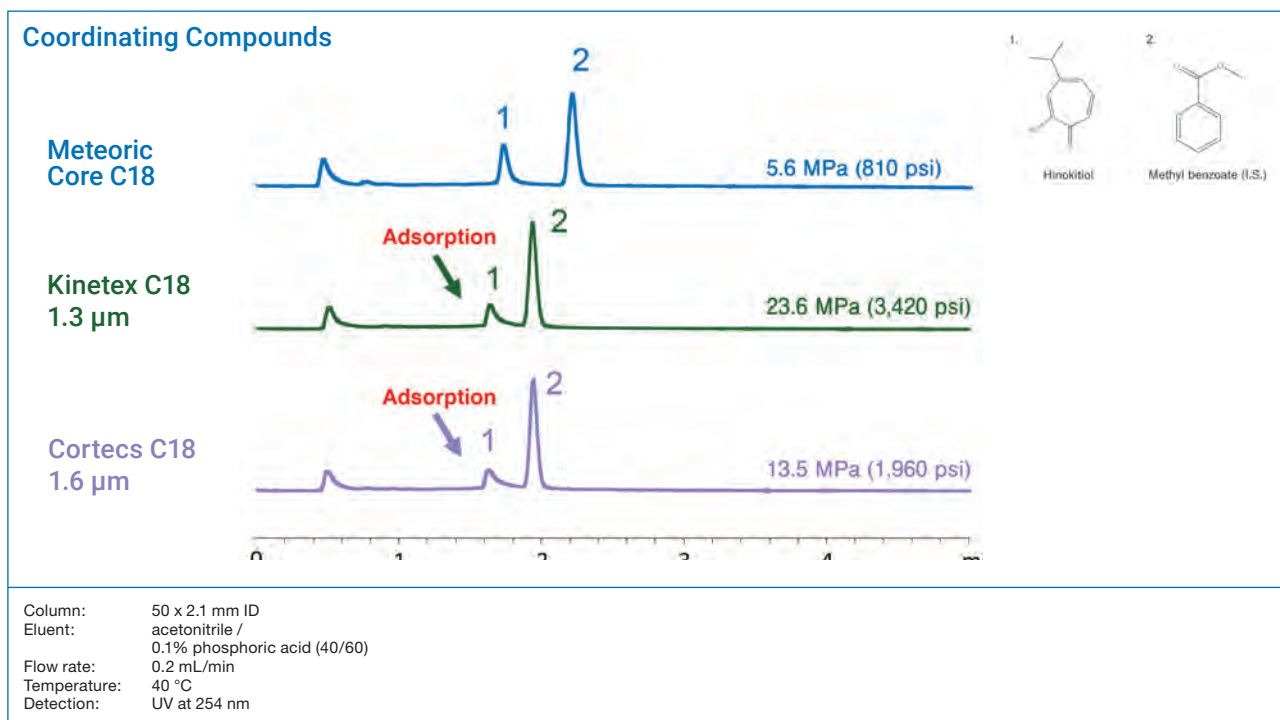
Column: Meteoric Core BIO (2.7 μm, 16 nm) 150 x 2.1 mm ID  
 Part No.: CAW16SQ7-15Q1PT  
 Eluent: A) Water / TFA (100/0.1)  
 B) Acetonitrile / TFA (100/0.1)  
 Gradient: 20-70% B (0-15 min), 70% B (15-17 min)  
 Flow rate: 0.2 mL/min  
 Temperature: 40 °C  
 Detection: 220 nm

### Avastin Peptide Map – Trypsin Digest

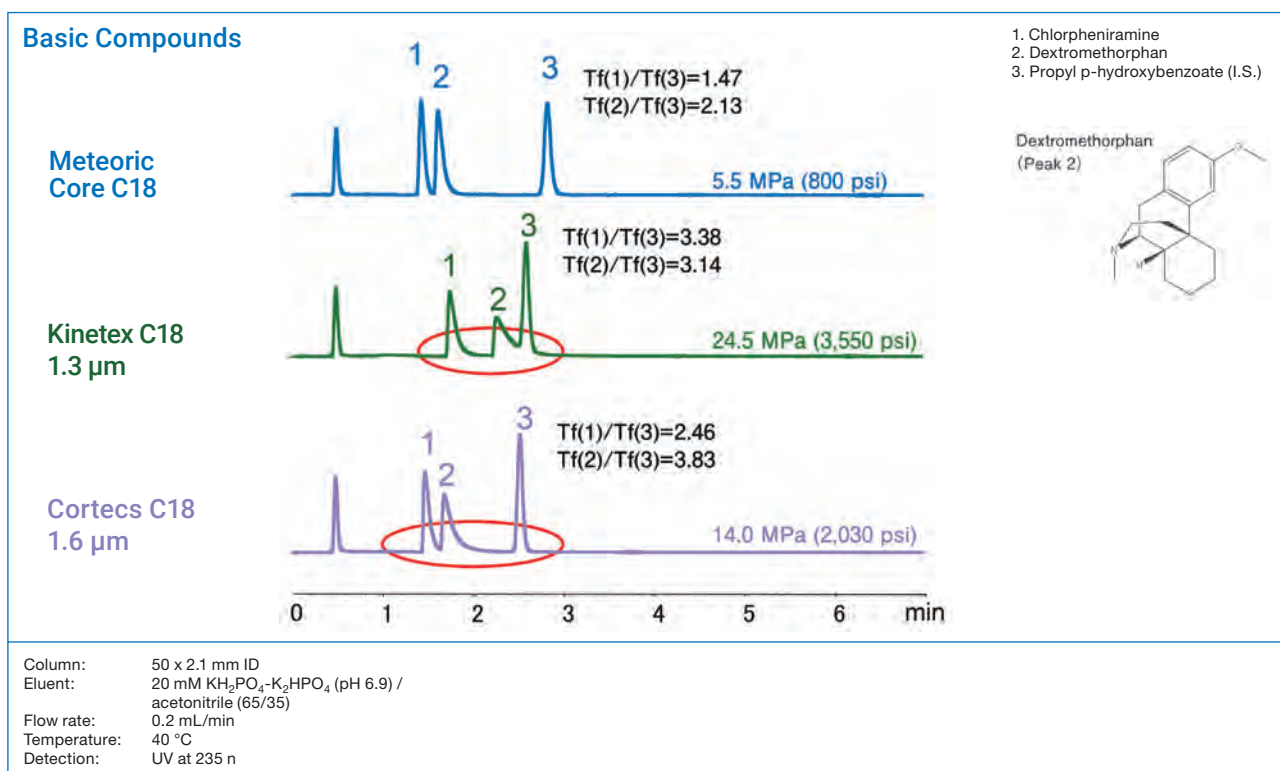


Meteoric Core BIO (2.7 μm, 16 nm) 100 x 2.1 mm ID  
 Part No.: CAW16SQ7-10Q1PT  
 Eluent: A) Water / TFA (100/0.1)  
 B) Acetonitrile / TFA (100/0.1)  
 Gradient: 2-4% B (0-14 min), 45-100% B (14-16 min),  
 100-2% B (16-20 min)  
 Inj. Volume: 10 μL  
 Temperature: 40 °C  
 Detection: 215 nm  
 Flow rate: 0.6 mL/min  
 Overall runtime: 20 minutes

# Meteoric Core



Meteoric Core C18 is able to provide excellent peak shapes for coordinating compounds which are often adsorbed by a column, as a result of a strong interaction with impurities such as trace amounts of metal ions. Meteoric Core is suitable for the quantitative analysis of coordinating compounds.



Meteoric Core C18 columns are high resolution columns which provide excellent peak shapes for basic compounds compared to competitors' sub-2  $\mu$ m core-shell columns. Chromatographers can expect ultrafast analysis of basic compounds with highly quantitative and sensitive analysis when using Meteoric Core C18.

# Meteoric Core

## Parabens

### Ultrafast separation of Parabens: difficult to separate geometric isomers

Conventional  
totally porous C18  
3  $\mu\text{m}$

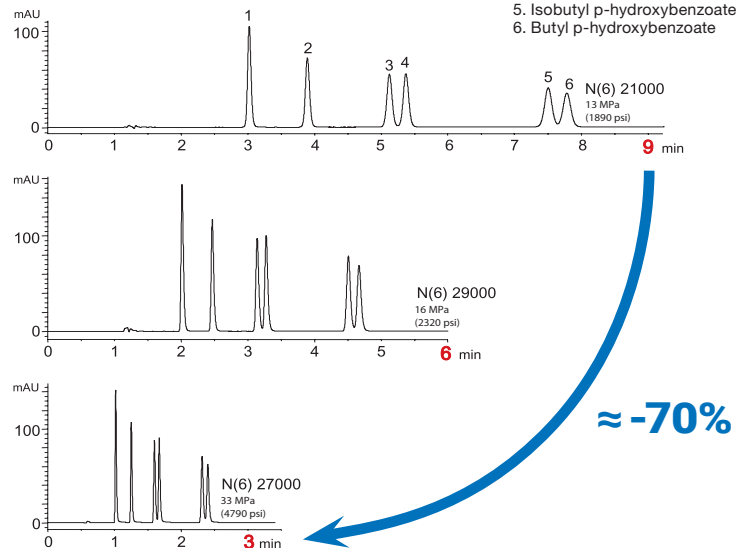
0.4 mL/min

Meteoric Core C18  
2.7  $\mu\text{m}$

0.4 mL/min

0.8 mL/min

HPLC · UHPLC



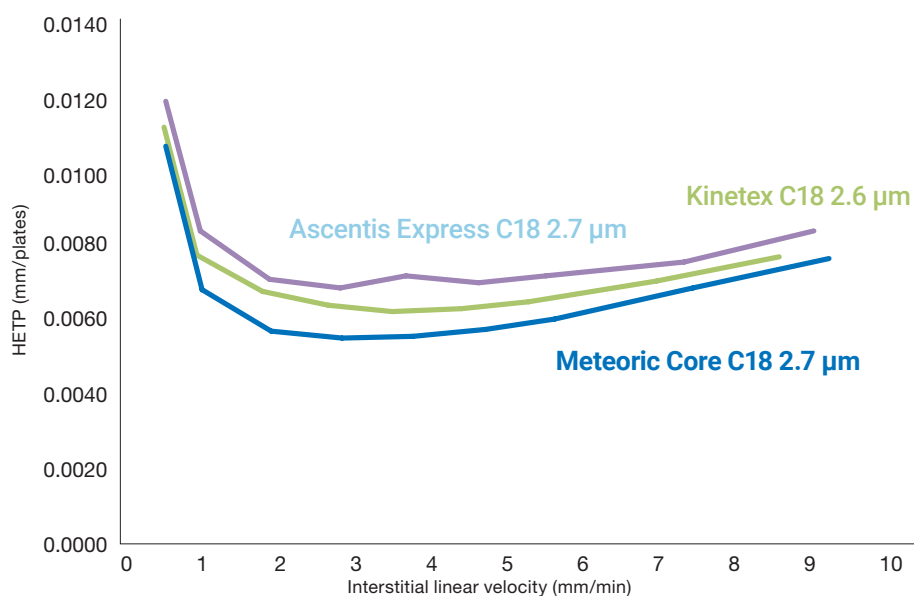
Column: 150 x 3.0 mm ID  
Eluent: acetonitrile / water (50/50)  
Temperature: 30 °C  
Detection: UV at 270 nm

Meteoric Core C18 can shorten the analysis time by two thirds compared to a conventional totally porous C18 column with the same column dimensions and under the same analytical conditions. In addition, it maintains

the same efficiency at double the flow rate. This allows a further decrease in analysis time by one third without loss of resolution, and at an operating pressure of less than 5,000 psi.

## QC-Data

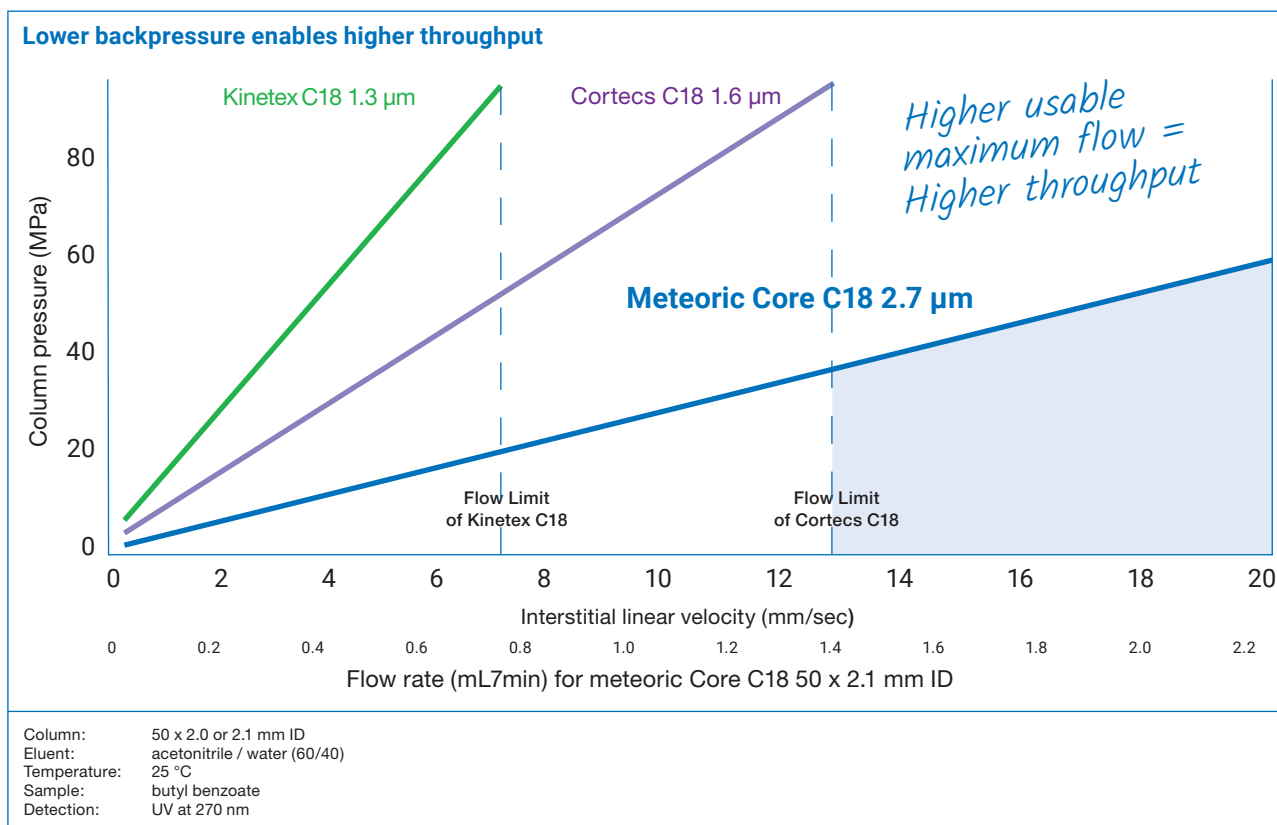
### Correlation between linear velocity and column efficiency



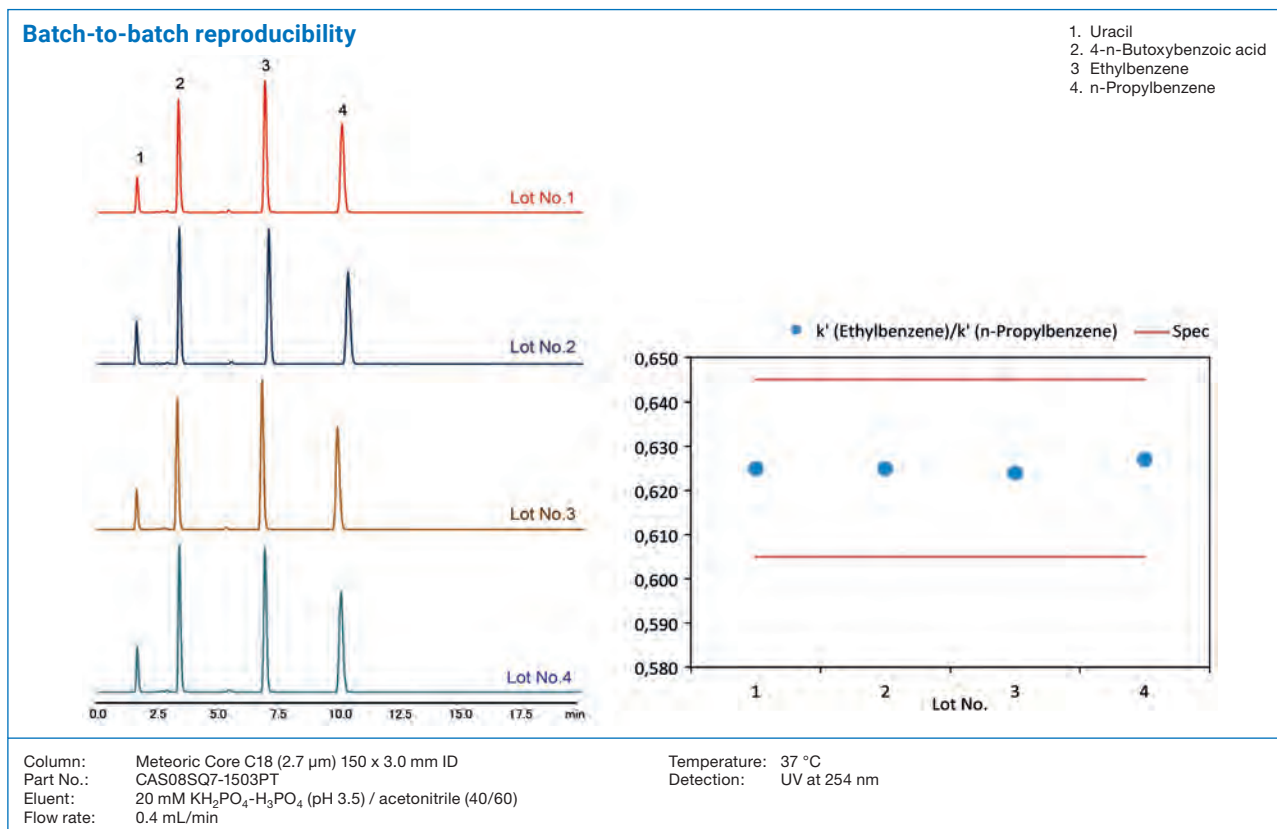
Column: 50 x 2.0 or 2.1 mm ID  
Eluent: acetonitrile / water (60/40)  
Temperature: 25 °C  
Sample: butyl benzoate  
Detection: UV at 270 nm

Meteoric Core C18 shows outstanding column efficiencies over a wide flow range.

## QC-Data



The operating pressure of Meteoric Core is one half to one fifth of sub-2 µm Core-Shell type columns. High throughput analysis using Meteoric Core could be expected even with longer length columns since the usable maximum flow rate is higher than that of competitors' sub-2 µm Core-Shell products.





# Ordering Information

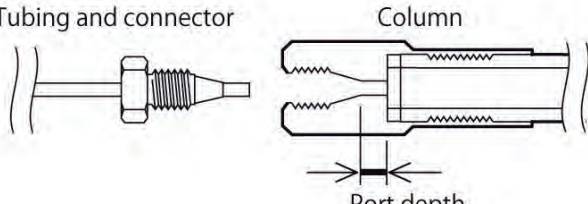
## 2.7 µm (U)HPLC columns

Phase	Column ID [mm]	Column length (mm)					Precolumn filter* 0.5 µm
		30	50	75	100	150	
							(pack of 3)
Meteoric Core C18	2.1	CAS08SQ7-03Q1PT	CAS08SQ7-05Q1PT	CAS08SQ7-L5Q1PT	CAS08SQ7-10Q1PT	CAS08SQ7-15Q1PT	XRPRCS35
	3.0	CAS08SQ7-0303PT	CAS08SQ7-0503PT	CAS08SQ7-L503PT	CAS08SQ7-1003PT	CAS08SQ7-1503PT	
	4.6	CAS08SQ7-0346PT	CAS08SQ7-0546PT	CAS08SQ7-L546PT	CAS08SQ7-1046PT	CAS08SQ7-1546PT	
Meteoric Core C18 BIO	2.1	CAW16SQ7-03Q1PT	CAW16SQ7-05Q1PT	CAW16SQ7-L5Q1PT	CAW16SQ7-10Q1PT	CAW16SQ7-15Q1PT	
	3.0	CAW16SQ7-0303PT	CAW16SQ7-0503PT	CAW16SQ7-L503PT	CAW16SQ7-1003PT	CAW16SQ7-1503PT	
	4.6	CAW16SQ7-0346PT	CAW16SQ7-0546PT	CAW16SQ7-L546PT	CAW16SQ7-1046PT	CAW16SQ7-1546PT	
Meteoric Core C8	2.1	COS08SQ7-03Q1PT	COS08SQ7-05Q1PT	COS08SQ7-L5Q1PT	COS08SQ7-10Q1PT	COS08SQ7-15Q1PT	
	3.0	COS08SQ7-0303PT	COS08SQ7-0503PT	COS08SQ7-L503PT	COS08SQ7-1003PT	COS08SQ7-1503PT	
	4.6	COS08SQ7-0346PT	COS08SQ7-0546PT	COS08SQ7-L546PT	COS08SQ7-1046PT	COS08SQ7-1546PT	

\*Holder required, part no. XRPRCS03

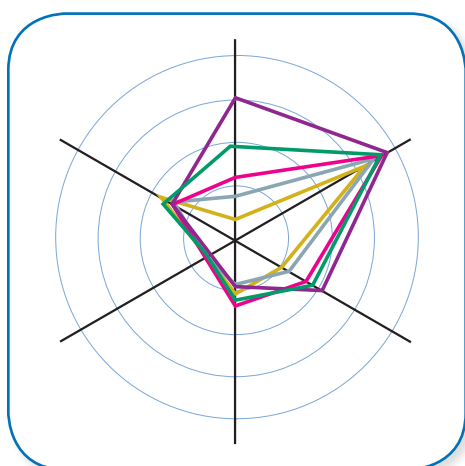
## Column end fitting and column connections

Tubing and connector

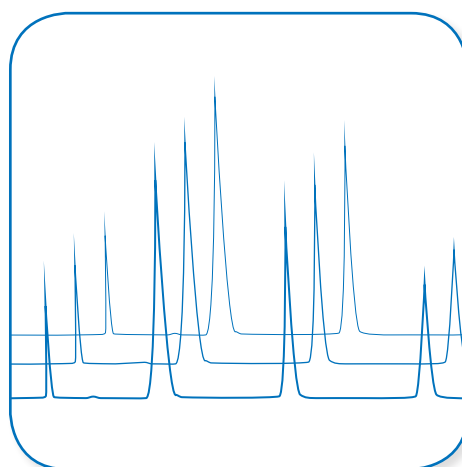


The end of the product number	Port depth	Style of endfitting
PT	2 mm	UPLC compatible (Parker) style

UPLC is a registered trademark of Waters Corporation.



YMC  
ProFamily



# Contents

General.....25–33

YMC-Pack Pro C18.....34–35

YMC-Pack Pro C8.....36–37

YMC-Pack Pro C4.....38–39

YMC-Pack Pro C18 RS.....40–43

Hydrosphere C18.....44–45

Ultra Fast LC Columns.....46–51

Ordering Information.....52–53

# YMC ProFamily

- **YMC-Pack ProFamily based on ultra high purity silica**
- **Hydrosphere C18 for stability in aqueous mobile phases**
- **every packed column supplied with:**
  - lot certificate
  - test chromatogram

Specifications	Pro C18	Pro C8	Pro C4	Pro C18 RS	Hydrosphere C18
Particle size / $\mu\text{m}$	2; 3; 5	3; 5	3; 5	3; 5	2; 3; 5
Pore size / nm	12	12	12	8	12
Surface area / $\text{m}^2\text{g}^{-1}$	330	330	330	510	330
Carbon content / %	16	10	7	22	12
pH range	2.0 – 8.0	2.0 – 7.5	2.0 – 7.5	1.0 – 10.0	2.0 – 8.0
Metal content	(Randomly selected lots)				
Al / ppm	0.3	0.2	0.6	0.3	0.7
Fe / ppm	2.8	2.5	2.9	0.1	1.2
Na / ppm	0.3	1.4	1.0	1.3	0.7
Ti / ppm	0.1	0.1	0.1	0.1	0.1



# YMC ProFamily

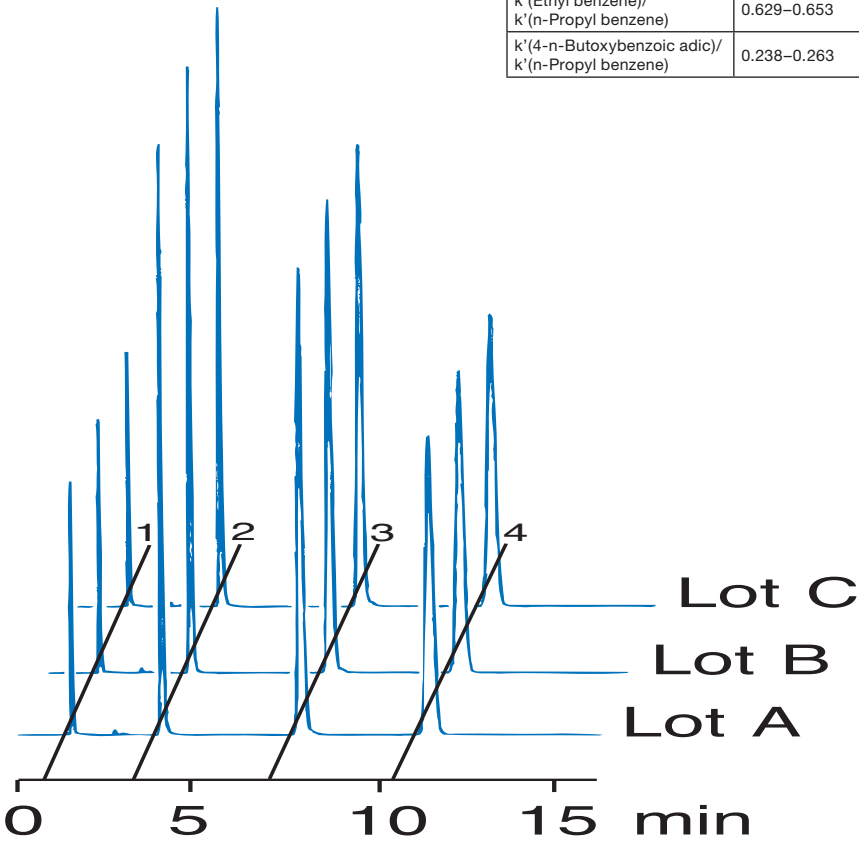
## Properties

Strict quality control is enforced during the manufacturing of the underlying silica, bonding of the stationary phase, endcapping and column packing operations to supply high performance columns of high reproducible quality over a long period of time.

### Lot-to-lot reproducibility of YMC-Pack Pro C18

- 1. Uracil
- 2. 4-n-Butoxybenzoic acid
- 3. Ethyl benzene
- 4. n-Propyl benzene

HPLC-Test A	Specification
k'(Ethyl benzene)/ k'(n-Propyl benzene)	0.629–0.653
k'(4-n-Butoxybenzoic acid)/ k'(n-Propyl benzene)	0.238–0.263



**HPLC Test A**  
Column: 150 x 4.6 mm ID  
Eluent: 20 mM KH<sub>2</sub>PO<sub>4</sub>-H<sub>3</sub>PO<sub>4</sub> (pH 3.5) / acetonitrile (40/60, v/v)  
Flow rate: 1.0 mL/min  
Detection: UV at 254nm  
Temperature: 37 °C

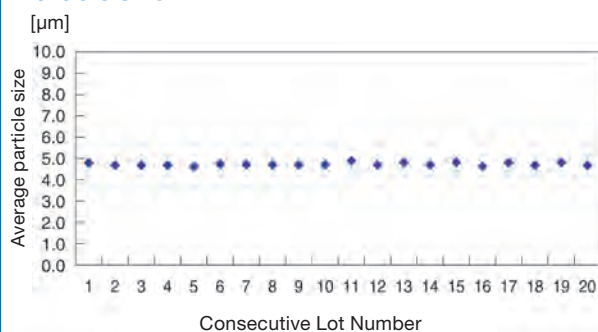
# YMC ProFamily

## Underlying silica gel support


The physical properties of silica gel have a great effect on the selectivity and performance of the bonded packing. For the purpose of supplying columns of stable quality, the physical properties of silica gel used for packing such as particle size, pore size, specific surface area, pore volume and amount of metal contamination have to be strictly controlled.

### Physical properties (Pro C18, 5 $\mu\text{m}$ , 12 nm)

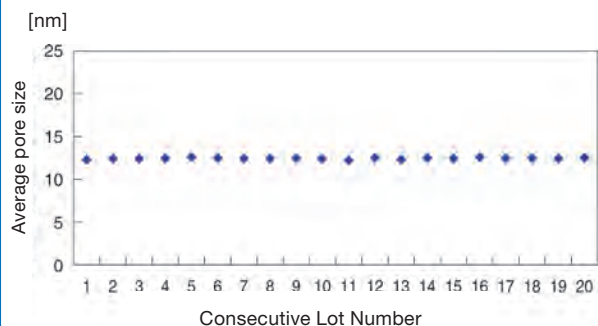
#### Particle size



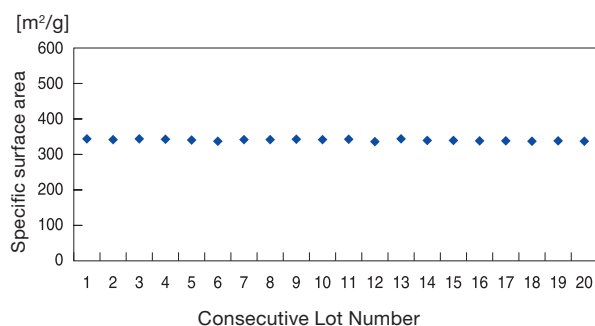
### Silica Support Material (5 $\mu\text{m}$ , 12 nm)



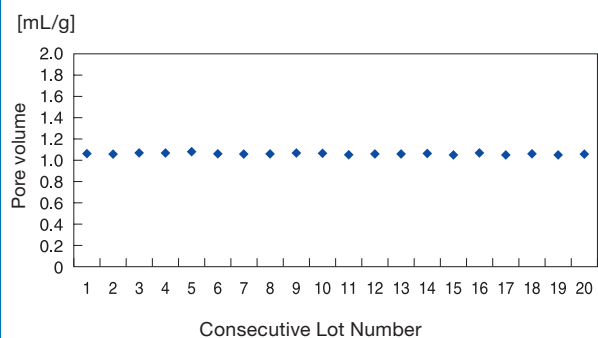
#### Pore size



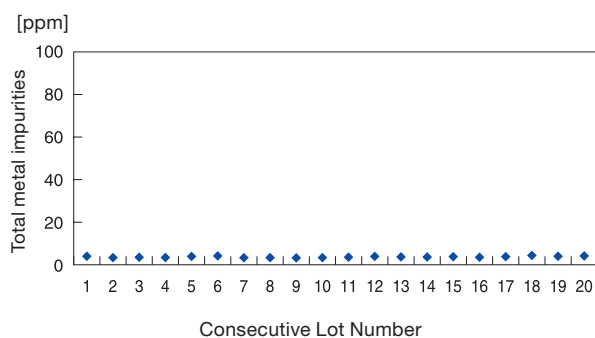
#### Specific surface area



#### Pore volume



#### Amount of metal content

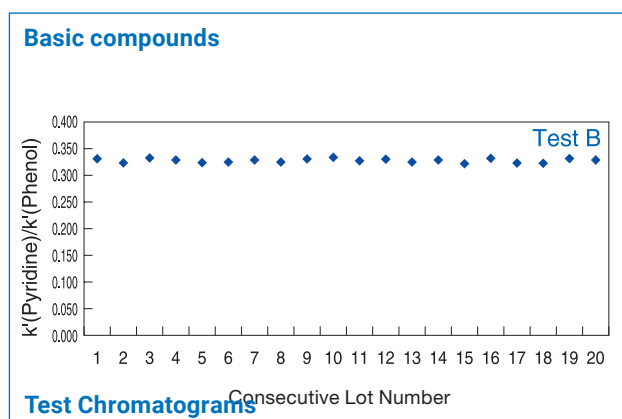
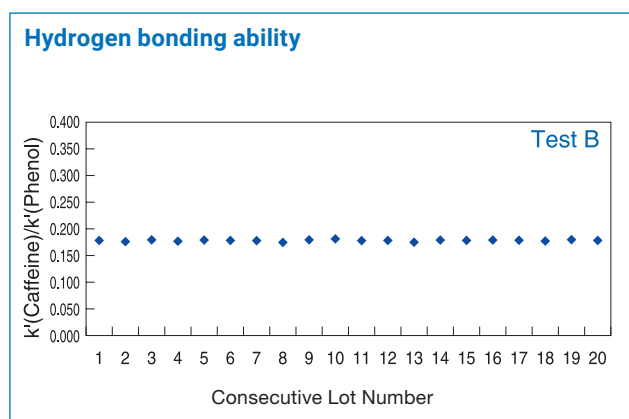
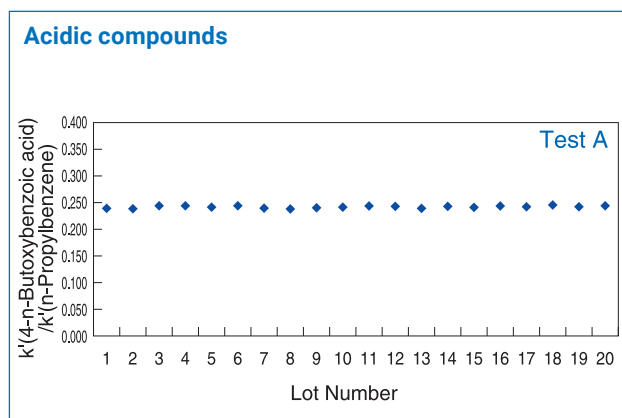
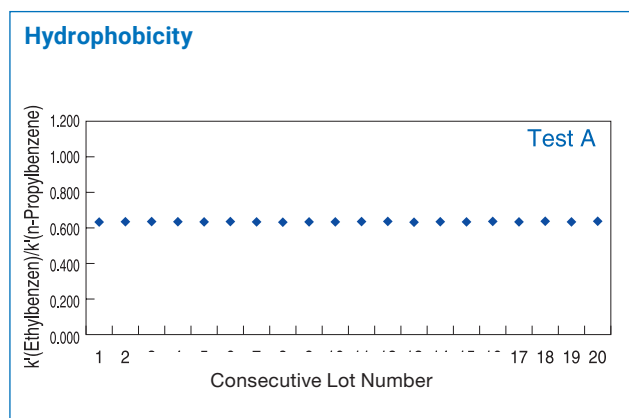
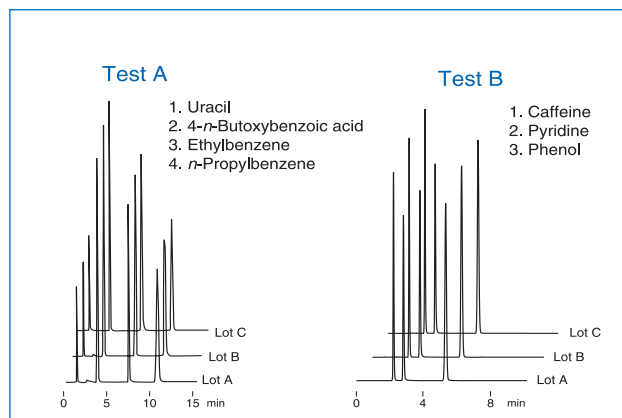
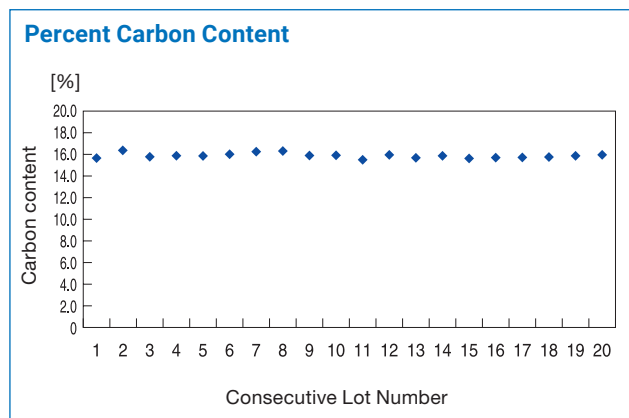


# YMC ProFamily

## Packing material

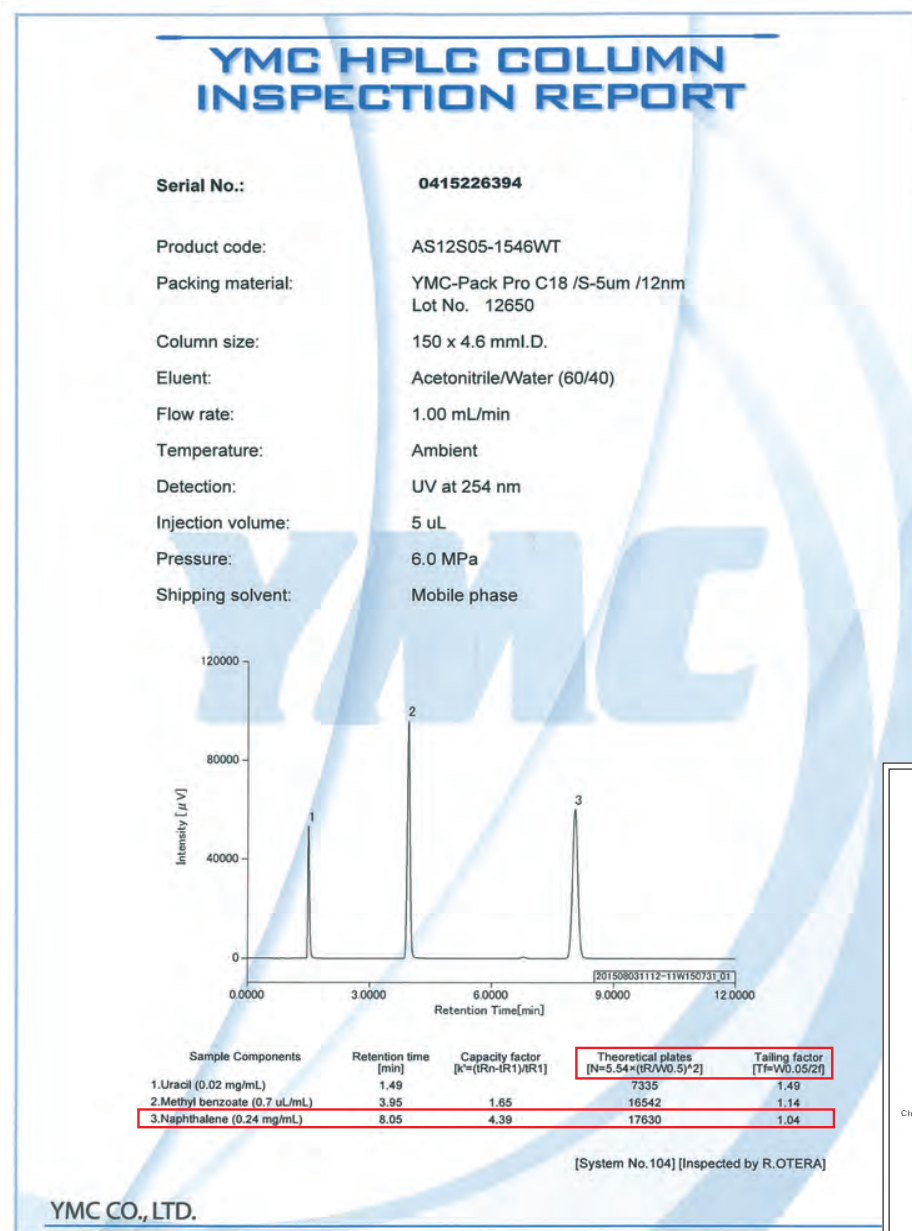
Excellent reproducibility of the Pro C18 is shown not only in the separation of hydrophobic compounds but also in that of hydrophilic, basic, and acidic compounds.

### Pro C18 5 $\mu$ m, Reproducibility between batches




## YMC ProFamily

## Individual Column Test



## Individual Lot Test



## Indicates the efficiency of the column retention characteristics and symmetry of the test peaks.

To give our customers an insight into the strict criteria with regard to the silica base, the bonded final product and the reproducible chromatographic behaviour, each column of the ProFamily is supplied with a lot inspection report and an individual column test chromatogram. The first report illustrates the narrow window for physical parameters such

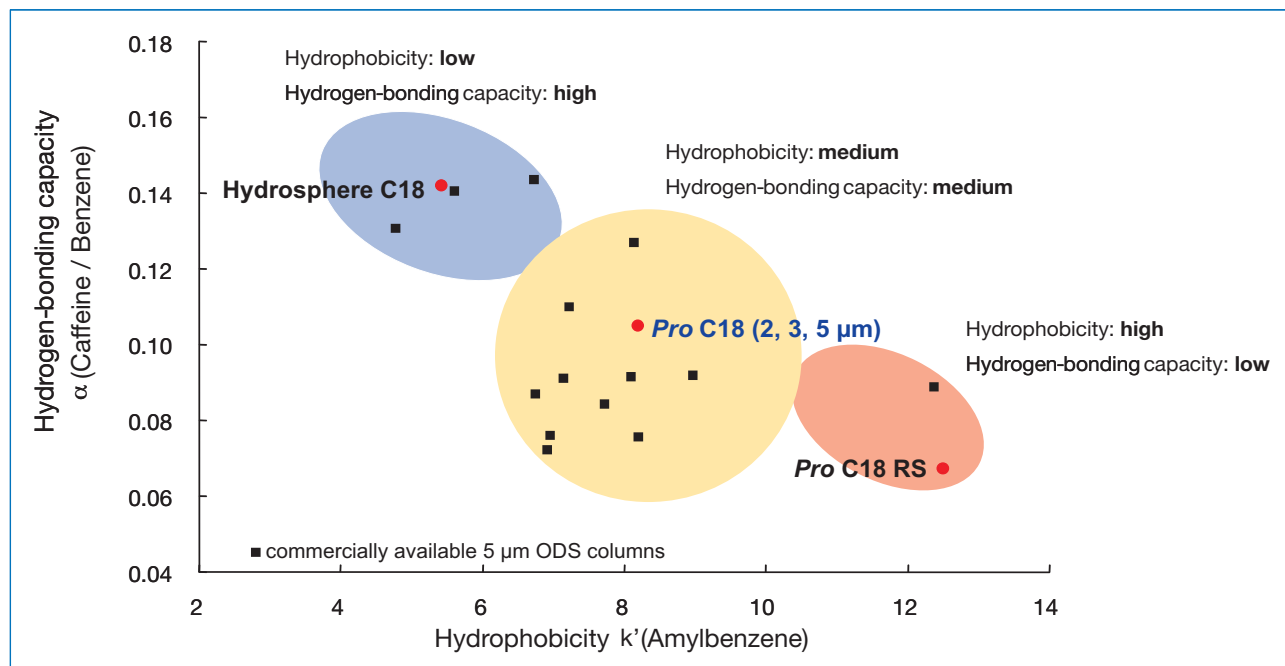
as particle size distribution or surface area and the reproducibility of chemical properties. The test chromatogram illustrates the efficiency of the column with a guaranteed minimum performance of 100,000 theoretical plates for 150 and 250 x 4.6 mm ID and a tailing factor of 0.90 to 1.15 (at 5% peak height for 5 μm particle size).



# YMC ProFamily

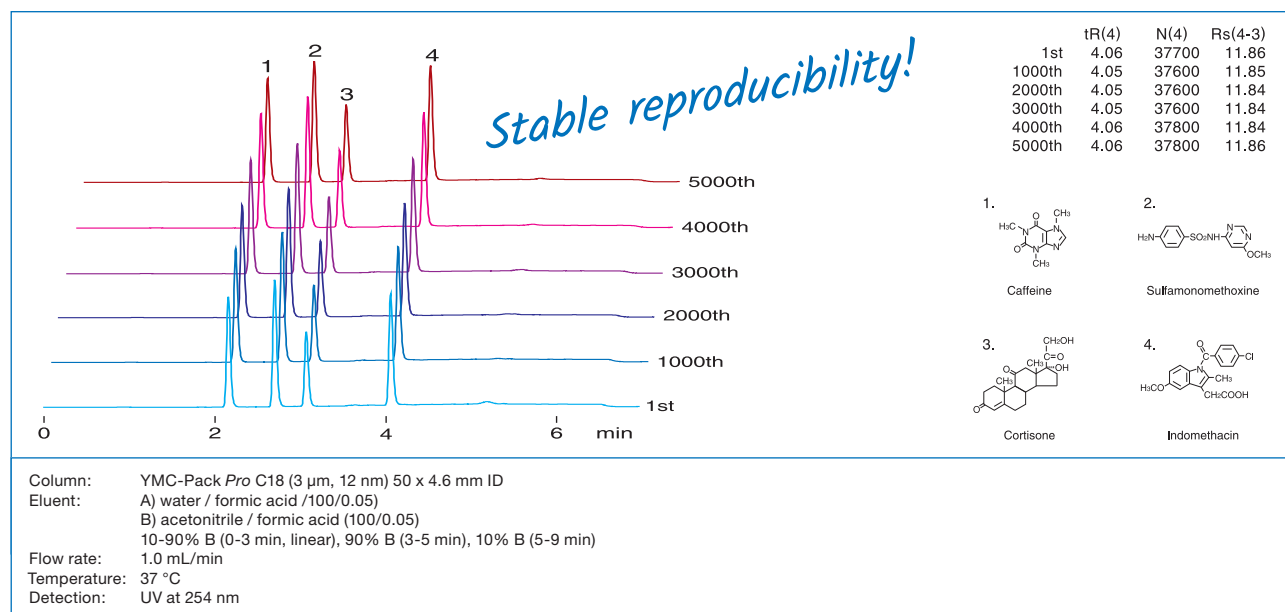
## Comparison of separative selectivity

The selectivity characteristics of each column are shown using hydrophobicity and hydrogen-bonding ability as indicators. The ProFamily series of ODS phases is designed to make Hydrosphere C18 and YMC-Pack Pro C18 RS have contrasting separation characteristics, with standard YMC-Pack Pro C18 in between. Also, Pro C8 and C4 have different selectivity from the ODS phases. By choosing one from these 5 types of columns, one can easily optimise the separation of polar and non-polar compounds.



## Stability for repetitive analysis

The long-term stability of a YMC-Pack Pro C18 (3 μm) short column used in repeated analysis is shown below. There is no change found in the separation of all compounds after 5000 injections (8 hours/day for 5 months) during gradient analysis.

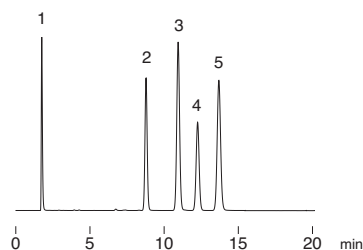


# YMC ProFamily

## Hydrophobicity and steric selectivity

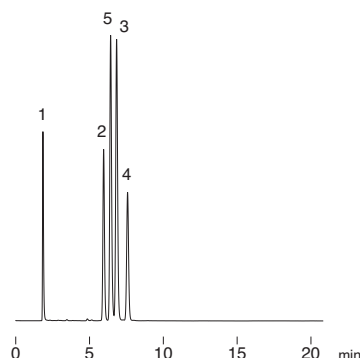
This comparison shows the different properties of the ProFamily members giving a good indication on their potential for method development. The compounds 1. uracil (dead volume marker) 2. n-butylbenzene 3. o-terphenyl 4. n-amylobenzene and 5. triphenylene are used to determine the hydrophobicity (2. and 4.) and the steric selectivity (3. and 5.) of each ProFamily member under unbuffered chromatographic conditions.

YMC-Pack Pro C18



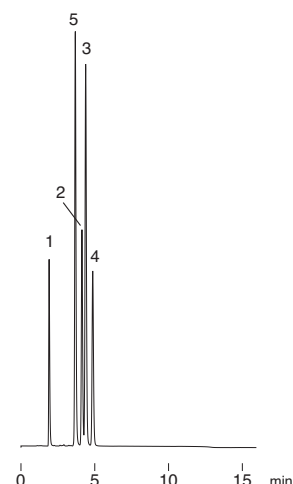
*balanced hydrogen bonding, capacity and hydrophobicity*

YMC-Pack Pro C8



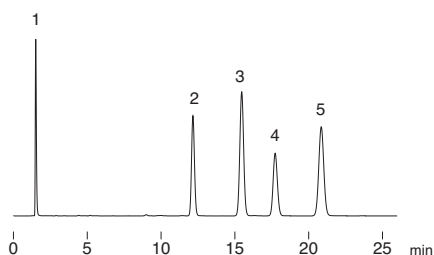
*lower hydrophobicity*

YMC-Pack Pro C4



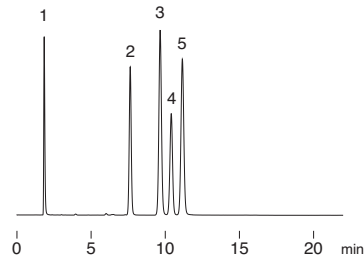
*lowest hydrophobicity*

YMC-Pack Pro C18 RS



*highest carbon load*

Hydrosphere C18



*high polar recognition*

Column: 150 x 4.6 mm ID  
Eluent: methanol / water (80/20)  
Flow rate: 1.0 mL/min  
Temperature: 37° C  
Detection: UV at 254 nm

1. Uracil  
2. n-Butylbenzene  
3. o-Terphenyl  
4. n-Amylobenzene  
5. Triphenylene

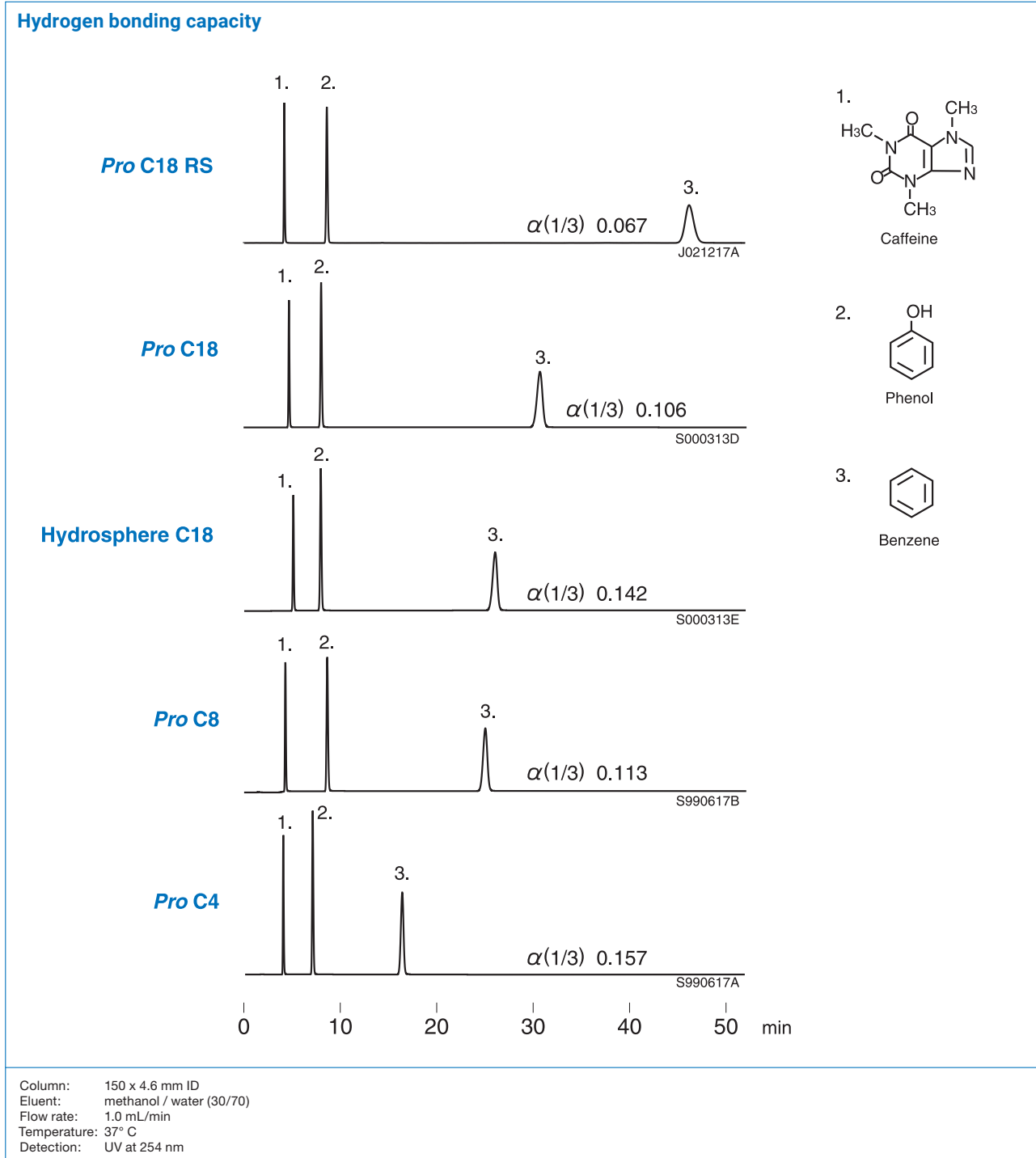
The whole ProFamily covers a large area of hydrophobicity and steric selectivity, as presented in this comparison, which offers the opportunity to accomplish optimisation of chromatographic methods even for complicated separation problems.

# YMC ProFamily

## Hydrogen bonding capacity

Hydrogen bonding capacity is evaluated by examining the relative retention coefficient as a (caffeine/benzene). Among the *ProFamily* series both Hydrosphere C18, with low density of C18, and YMC-Pack *Pro* C4, with short alkyl chain, have high hydrogen-bonding capacity. Benzene with

non-polar groups is retained according to hydrophobicity of the packing, while retention of caffeine and phenol (hydrophilic compounds), is greatly affected by hydrogen-bonding capacity, and these packings have similar retention time, but show different selectivity.

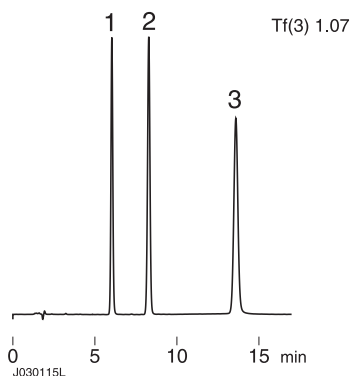


## YMC ProFamily

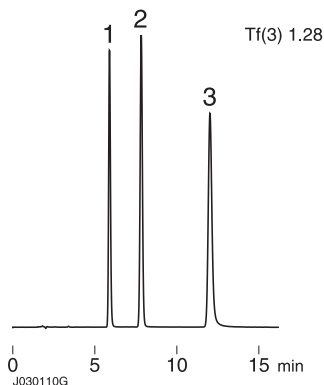
## Acidic and basic compounds

## Acidic compounds

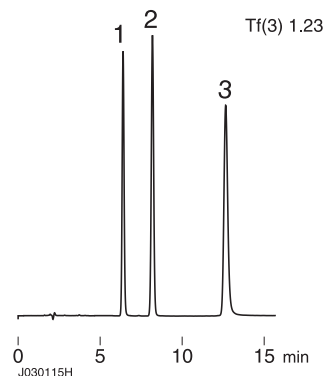
## Pro C18 RS



## Pro C18



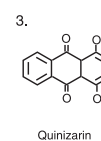
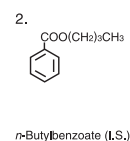
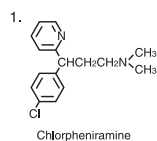
## Hydrosphere C18



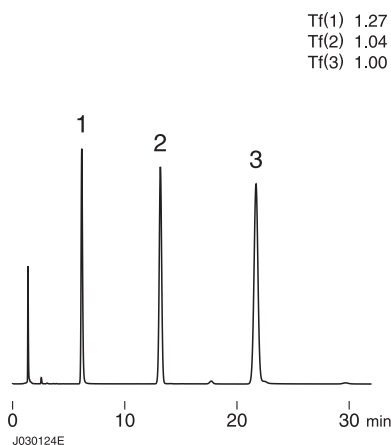
Column: 150 x 4.6 mm ID  
 Eluent: 20 mM CH<sub>3</sub>COONa-CH<sub>3</sub>COOH (pH 4.4) / acetonitrile (80/20)  
 Flow rate: 1.0 mL/min  
 Temperature: 37° C  
 Detection: UV at 230 nm

1. p-Hydroxyacetophenone (I.S.)
2. Sorbic acid
3. Dehydroacetic acid

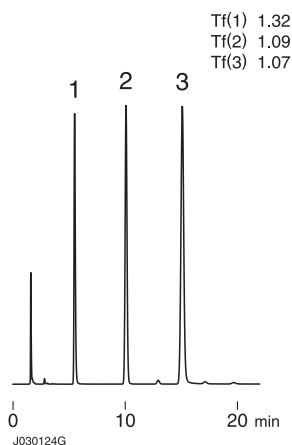
## Basic compounds



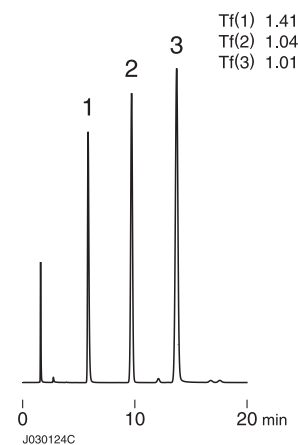
## Pro C18 RS



## Pro C18



## Hydrosphere C18



Column: 150 x 4.6 mm ID  
 Eluent: 20 mM KH<sub>2</sub>PO<sub>4</sub>-K<sub>2</sub>HPO<sub>4</sub> (pH 6.9) / methanol (30/70)  
 Flow rate: 1.0 mL/min  
 Temperature: 37° C  
 Detection: UV at 254 nm



# YMC-Pack Pro C18

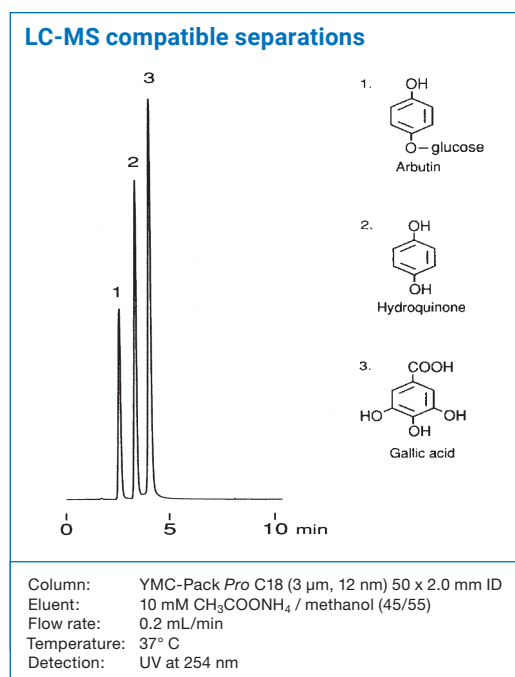
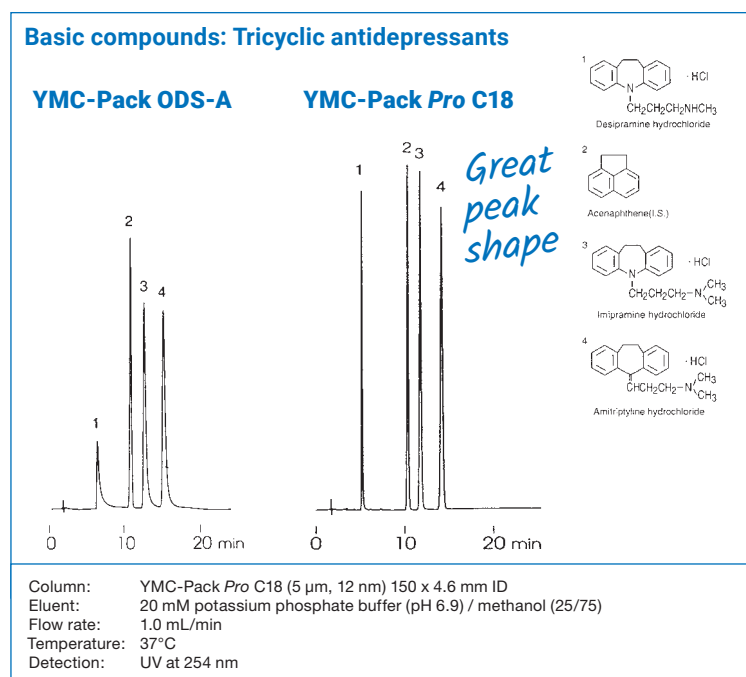
- specifically designed for pharmaceutical and biotechnical R&D
- extreme narrow specifications
- high lot-to-lot reproducibility
- high column-to-column reproducibility
- ideal for basic, acidic and polar compounds

Specifications	YMC-Pack Pro C18
Particle size / $\mu\text{m}$	2; 3; 5
Pore size / nm	12
Surface area / $\text{m}^2\text{g}^{-1}$	330
Carbon content / %	16
Recommended pH range	2.0 – 8.0

## Properties

YMC-Pack Pro C18 is based on an ultra pure silica support, which is used for the whole ProFamily. Due to a proprietary endcapping process especially designed for this type of silica, YMC-Pack Pro C18 is perfectly suitable for the separation of acidic and basic molecules. The inertness of the silica makes it an excellent choice for the analysis of drugs or metabolites, compounds that are susceptible

to polar interactions with residual silanol groups and metal impurities as demonstrated in the following comparison. The extreme basic substances are selected to prove the very good performance of YMC-Pack Pro C18 in regard to their separation and the peak performance that cannot be achieved with classical materials.

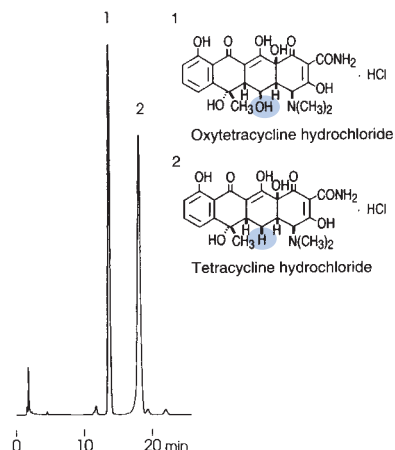


# YMC-Pack Pro C18

## Applications

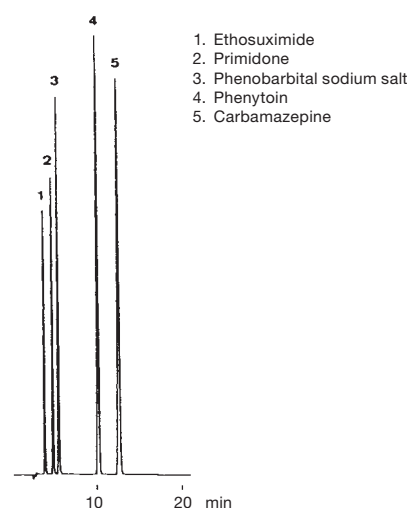
This small collection of applications can only give a brief insight into the multiple applications for Pro C18.

### Tetracycline antibiotics



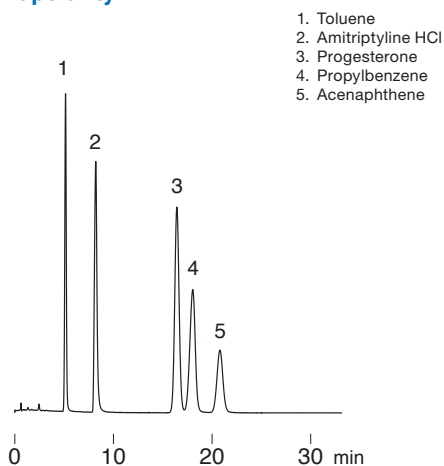
Column: YMC-Pack Pro C18 (5  $\mu$ m, 12 nm) 150 x 4.6 mm ID  
 Part No.: AS12S05-1546WT  
 Eluent: acetonitrile / 10 mM oxalic acid (10/90)  
 Flow: 1.0 mL/min  
 Detection: UV at 280 nm, 0.13 AUFS  
 Temperature: 37 °C  
 Injection: 6  $\mu$ L (0.2 mg/mL)

### Antiepileptics



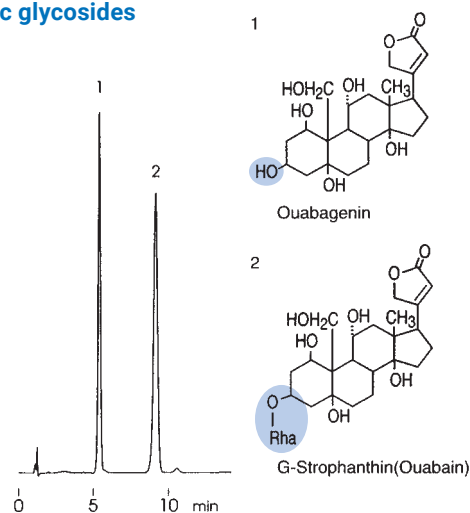
Column: YMC-Pack Pro C18 (5  $\mu$ m, 12 nm) 150 x 4.6 mm ID  
 Part No.: AS12S05-1546WT  
 Eluent: 50 mM  $\text{NH}_4\text{H}_2\text{PO}_4$ -( $\text{NH}_4$ )<sub>2</sub>HPO<sub>4</sub> (pH 6.7) / methanol (50/50)  
 Flow: 0.7 mL/min  
 Detection: UV at 215 nm, 0.32 AUFS  
 Temperature: 37 °C  
 Injection: 8  $\mu$ L (0.035 p 0.7 mg/mL)

### Baseline separation of compounds with different polarity



Column: YMC-Pack Pro C18 (3  $\mu$ m, 12 nm) 75 x 2.0 mm ID  
 Part No.: AS12S03-L502WT  
 Eluent: methanol / water / TFA (5/95/0.5)  
 Flow: 0.2 mL/min  
 Detection: UV at 280 nm, 0.16 AUFS  
 Temperature: 30 °C  
 Injection: 1  $\mu$ L (0.2 – 0.5 mg/mL)

### Cardiac glycosides



Column: YMC-Pack Pro C18 (5  $\mu$ m, 12 nm) 75 x 4.6 mm ID  
 Part No.: AS12S05-L546WT  
 Eluent: acetonitrile / water (10/90)  
 Flow: 1.0 mL/min  
 Detection: UV at 220 nm, 0.26 AUFS  
 Temperature: 37 °C  
 Injection: 5  $\mu$ L (0.2, 0.4 mg/mL)

For more applications please refer to our "Application Data Collections" or contact us directly.

## Column Care

YMC Pack Pro C18 is stable towards hydrolysis between pH 2.0-8.0. Remove acid and buffer salts before storage. Store the column in methanol / water = 70/30. For detailed information please refer to the "Column Care and Use Instructions" which can be downloaded from [www.ymc.de/support-documentation.html](http://www.ymc.de/support-documentation.html).

# YMC-Pack Pro C8

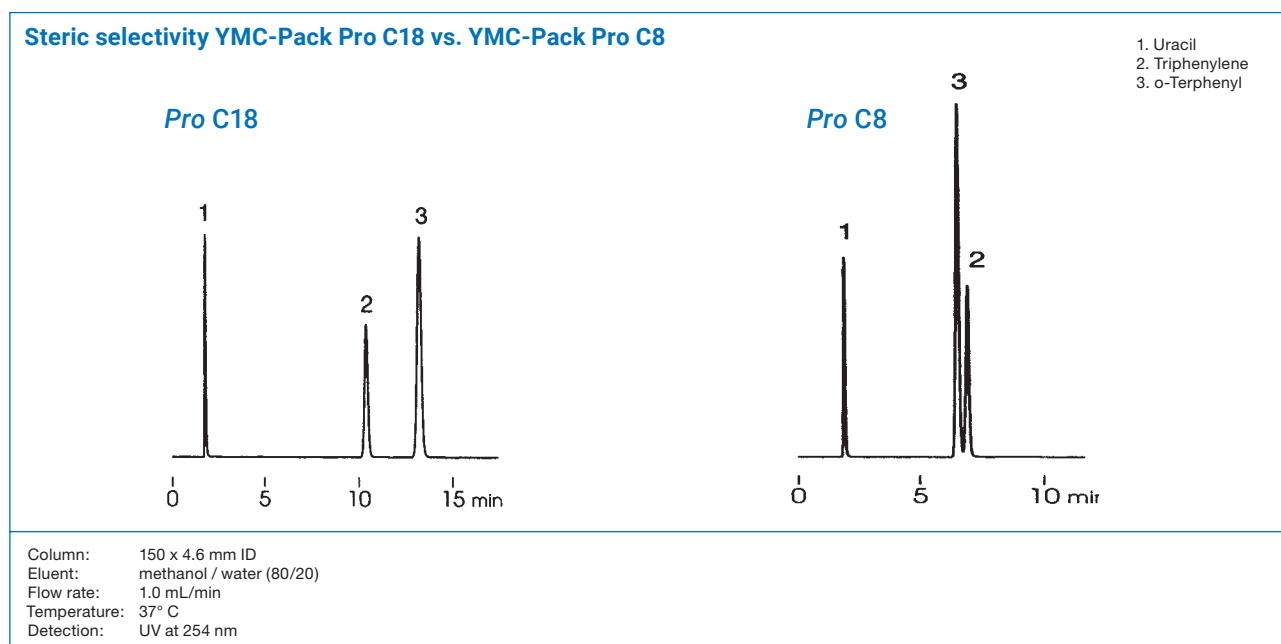
- *extremely broad selectivity pattern*
- *good alternative to C18 phases*
- *suitable for all types of organic molecules, especially basic pharmaceuticals*

Specifications	YMC-Pack Pro C8
Particle size / $\mu\text{m}$	3; 5
Pore size / nm	12
Surface area / $\text{m}^2\text{g}^{-1}$	330
Carbon content / %	10
Recommended pH range	2.0 – 7.5

## General

Within the *ProFamily*, the YMC-Pack *Pro C8* provides an additional, less hydrophobic stationary phase for all types of compounds, but especially for basic and metal chelating substances. For many applications regarding the separation of peptides, nucleic acids and similar compounds with LC-MS detection, conventional C8-stationary phases require ion pair reagents and ion-suppression to

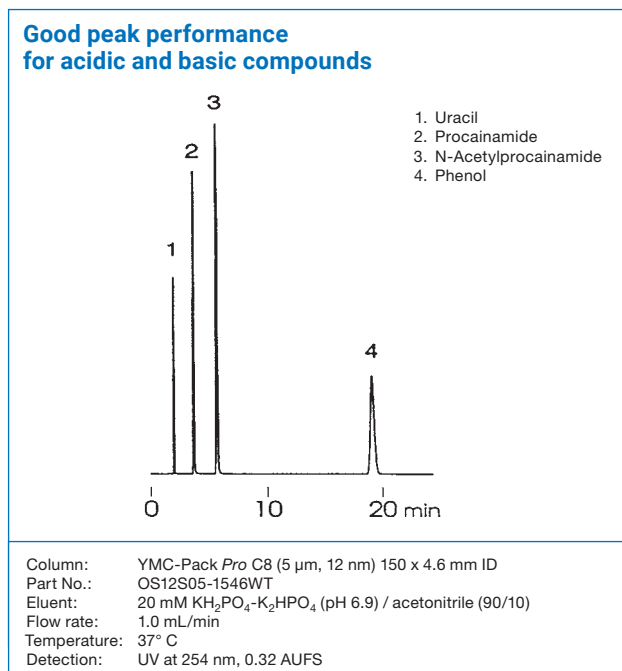
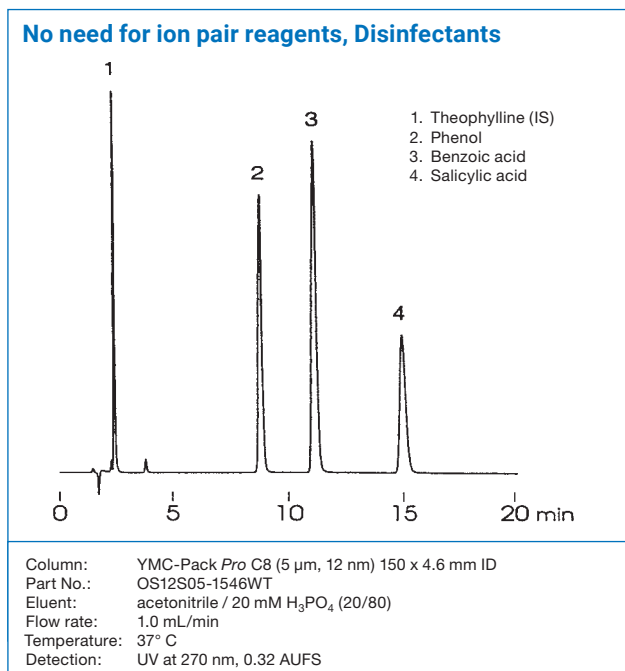
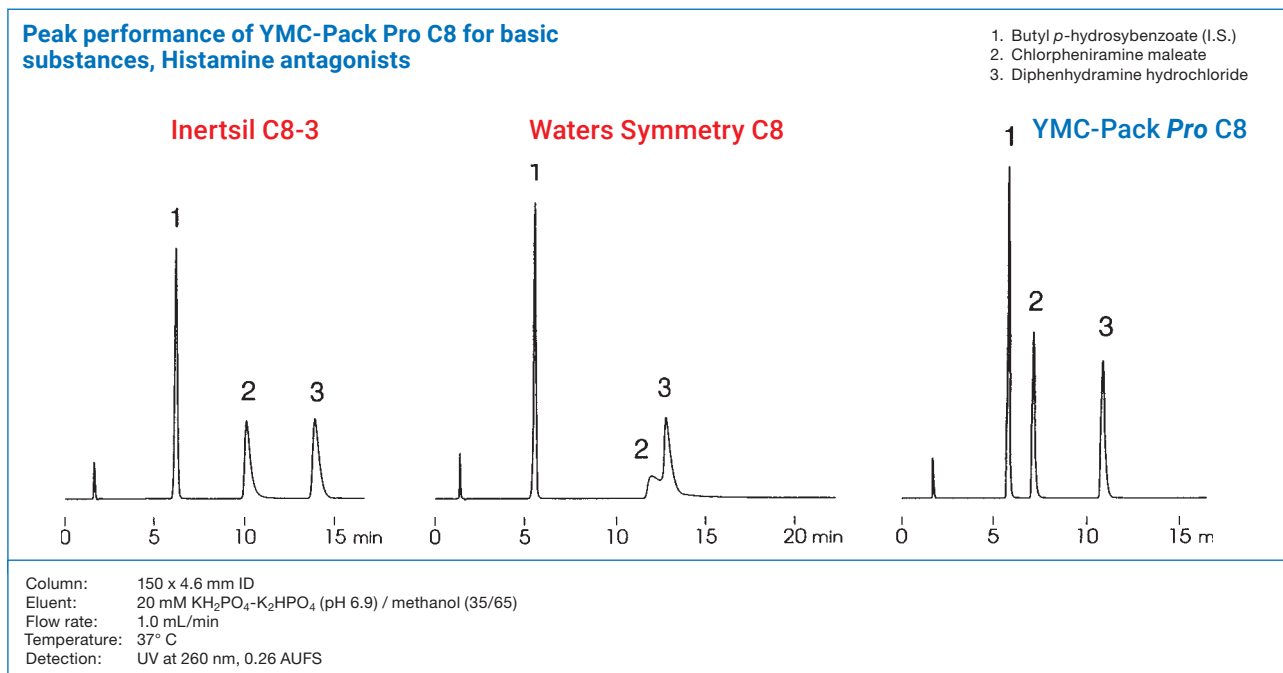
obtain satisfactory separation and low detection limits. In contrast, *Pro C8* with its ultra pure silica allows the analysis without these modifiers but still generates excellent chromatograms. In addition to the reduced hydrophobicity of YMC-Pack *Pro C8* compared with YMC-Pack *Pro C18*, the different steric selectivity offers new possibilities in method optimisation as demonstrated in the figure below:



The reversed elution order of triphenylene and o-terphenyl for the shorter C8 chains of YMC-Pack *Pro C8* illustrates the different steric recognition for steric-demanding substances.

# YMC-Pack Pro C8

YMC-Pack Pro C8 is a member of the ProFamily and as a result gives excellent peak shapes even for basic substances, due to its low metal content and the endcapping procedure, which is identical to that used for YMC-Pack Pro C18. This shall be demonstrated in the comparison below where YMC-Pack Pro C8 outperforms competitive state of the art products.



## Column Care

YMC-Pack Pro C8 is stable towards hydrolysis between pH 2.0-7.5. Remove acid and buffer salts before storage. Store the column in methanol / water = 70/30.

For detailed information please refer to the "Column Care and Use Instructions" which can be downloaded from [www.ymc.de/support-documentation.html](http://www.ymc.de/support-documentation.html).

# YMC-Pack Pro C4

- *proprietary endcapping in order to minimise the effect of residual silanols*
- *for polar organic molecules, especially basic pharmaceuticals and peptides*
- *ideal for fast chromatography*

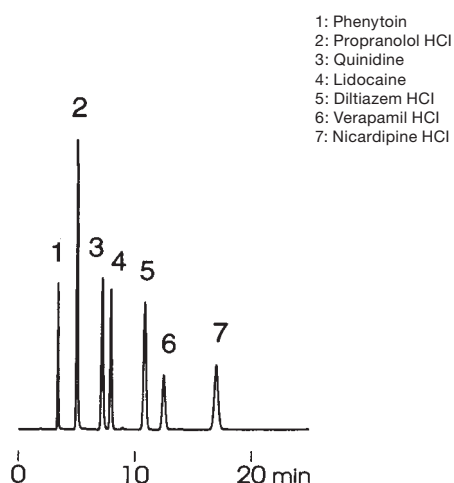
Specifications	YMC-Pack Pro C4
Particle size / $\mu\text{m}$	3; 5
Pore size / nm	12
Surface area / $\text{m}^2\text{g}^{-1}$	330
Carbon content / %	7
Recommended pH range	2.0 – 7.5

## General

More than 80% of the reversed phase analyses are accomplished on octyl or octadecyl phases. Because of this overwhelming majority, many chromatographers neglect other selectivities that might be better suited to their separation, such as butyl phases. With *Pro C4*, YMC offers a stationary phase based on the well-known ultra pure silica of the *ProFamily*. Compared to a C18 phase with the same eluent, this less hydrophobic material gives shorter retention times for non-polar compounds while the retention time of polar analytes are virtually unaffected.

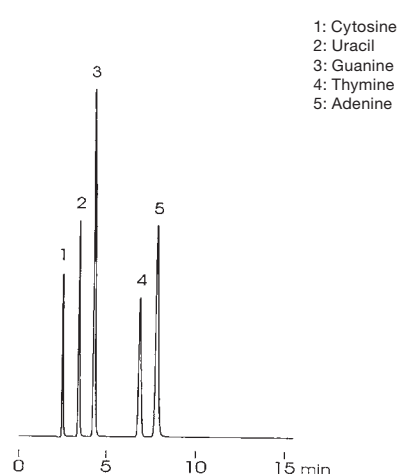
This makes the *Pro C4* an interesting alternative especially when short analysis times are required. For this reason, mixtures with a wide range of component polarity are best analysed by short chains, such as YMC-Pack *Pro C4*. Within the *ProFamily*, YMC-Pack *Pro C4* is the selectivity of choice to reduce time of analysis in combination with the given advantages of the *ProFamily*, namely the high purity silica support and the low metal content, which result in excellent peak performance as below.

### Efficient separation of pharmaceutical drugs, Antiarrhythmic drugs



Column: YMC-Pack Pro C4 (5  $\mu\text{m}$ , 12 nm) 150 x 4.6 mm ID  
Part No.: BS12S05-1546WT  
Eluent: 20 mM  $\text{KH}_2\text{PO}_4$ - $\text{K}_2\text{HPO}_4$  (pH 6.9) / methanol (40/60)  
Flow rate: 1.0 mL/min  
Temperature: 37° C  
Detection: UV at 220 nm

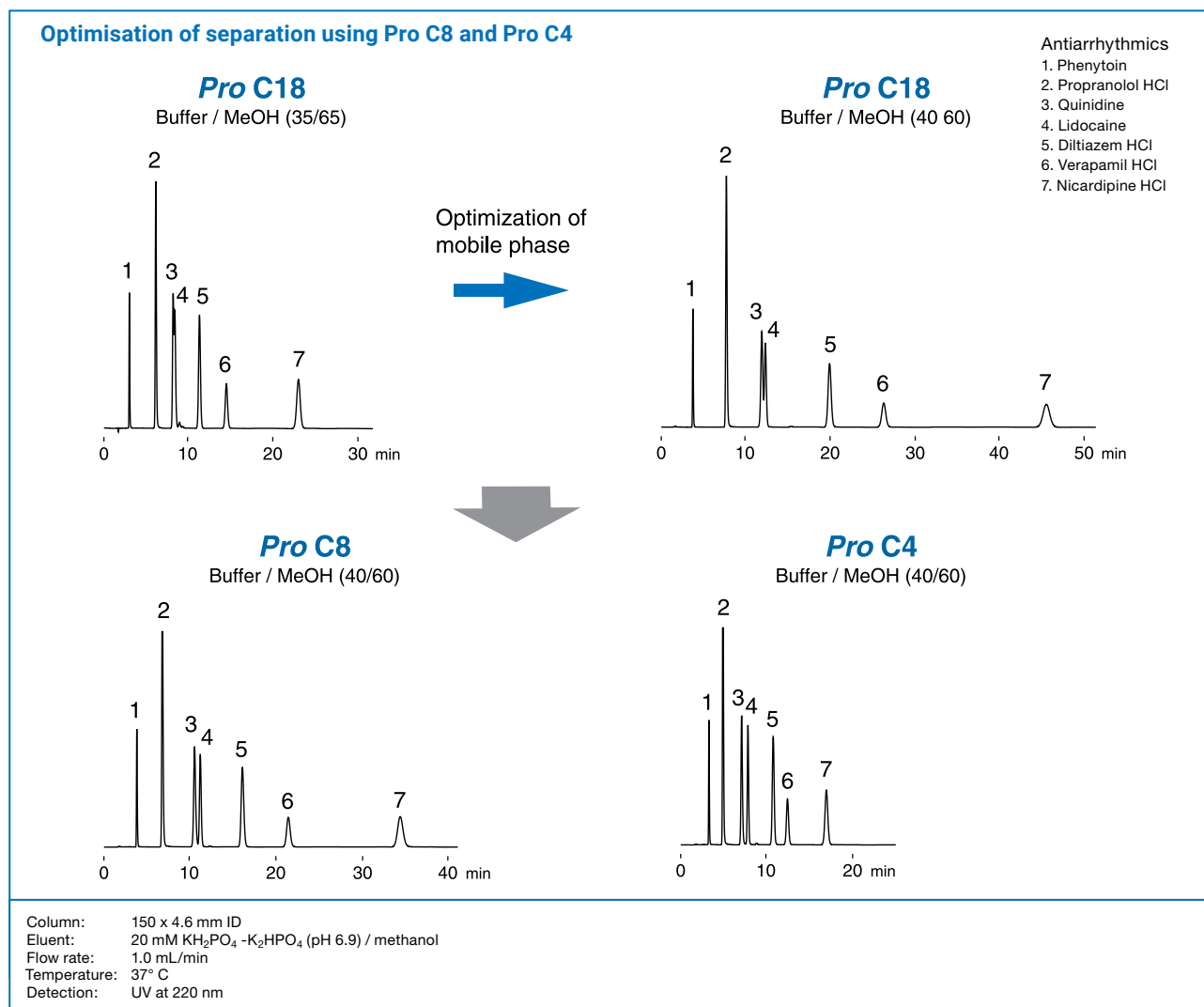
### Fast separation of nucleic acid bases, Nucleic acid bases



Column: YMC-Pack Pro C4 (5  $\mu\text{m}$ , 12 nm) 150 x 4.6 mm ID  
Part No.: BS12S05-1546WT  
Eluent: 20 mM  $\text{KH}_2\text{PO}_4$   
Flow rate: 1.0 mL/min  
Temperature: 37° C  
Detection: UV at 254 nm

# YMC-Pack Pro C4

The comparison shown below demonstrates that YMC-Pack Pro C4 is the column of choice when fast HPLC is required. There is almost no difference in retention times for the first three compounds whilst Nicardipine HCl elutes faster on YMC-Pack Pro C4 due to its lower polarity.



For more applications please refer to our "Application Data Collections" or contact us directly.

## Column Care

YMC-Pack Pro C4 is stable towards hydrolysis between pH 2.0-7.5. Remove acid and buffer salts before storage. Store the column in methanol / water = 70/30. Clogged inlet frits often can be cleaned by changing the flow direction or replace-

ment. For detailed information please refer to the "Column Care and Use Instructions" which can be downloaded from [www.ymc.de/support-documentation.html](http://www.ymc.de/support-documentation.html).



# YMC-Pack Pro C18 RS

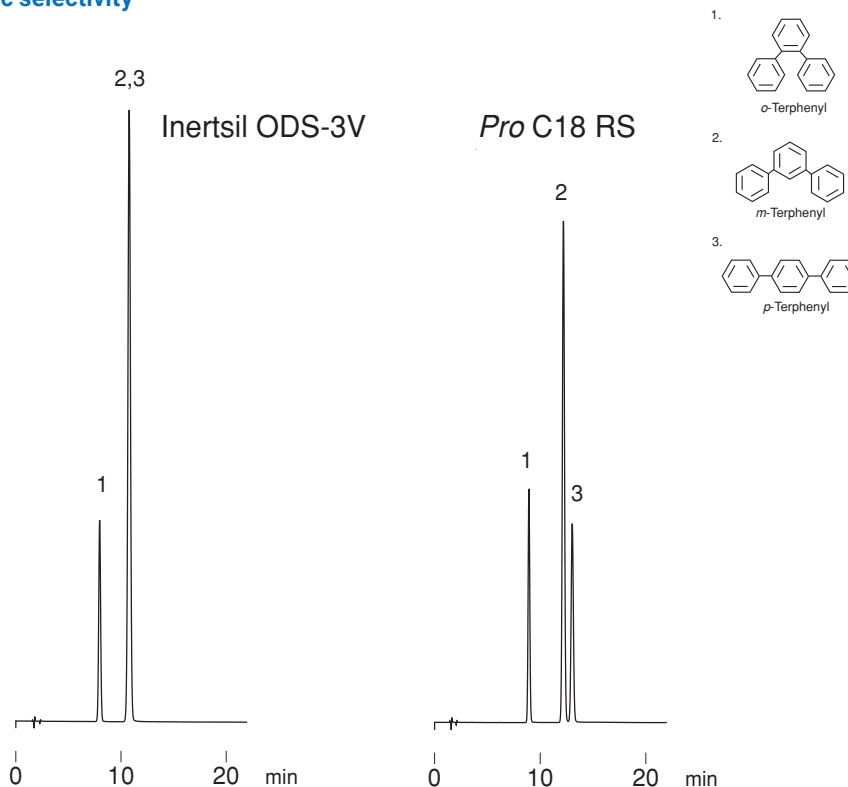
- *strongly hydrophobic due to carbon content of 22%*
- *exhibits extraordinary steric selectivity*
- *extended pH and temperature stability*
- *for the separation of hydrophobic, acidic and basic molecules*

Specifications	YMC-Pack Pro C18 RS
Particle size / $\mu\text{m}$	3; 5
Pore size / nm	8
Surface area / $\text{m}^2\text{g}^{-1}$	510
Carbon content / %	22
Recommended pH range	1.0 – 10.0*

## General

The relatively high carbon load of YMC-Pack Pro C18 RS with 22% amplifies the selectivity's ability to discriminate between closely related compounds such as positional or steric isomers. A good system to test this steric selectivity is a mixture of o-, m- and p-terphenyl separated under methanol/water conditions. These three compounds differ only in their three-dimensional structure and not in their hydrophobicity or polarity. YMC-Pack Pro C18 RS recognizes even slight steric differences as shown in the chromatogram on the right, whilst a more conventional carbon load (15%) C18 chemistry does not.

## Steric selectivity



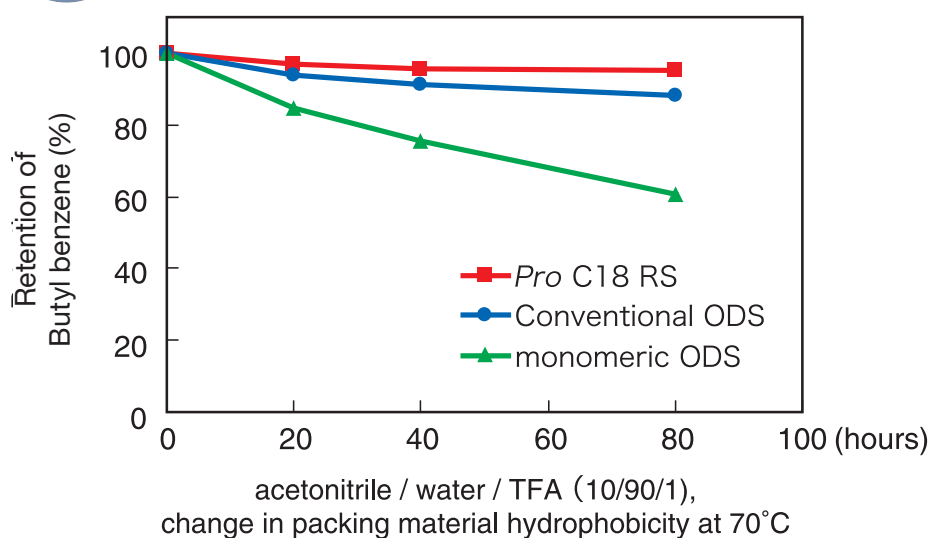
Column: 150 x 4.6 mm ID  
 Eluent: methanol / water (85/15)  
 Flow rate: 1.0 mL/min  
 Temperature: 37° C  
 Detection: UV at 254 nm

# YMC-Pack Pro C18 RS

## Stability under acidic conditions

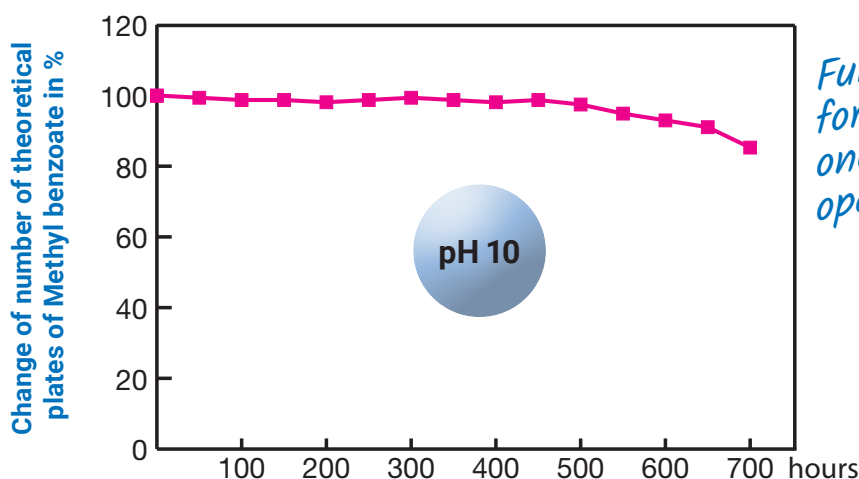
pH 1

The hydrophobicity of Pro C18 RS is hardly changed under the harsh condition (pH: 1, temp.: 70 °C).



**Note:** When assessing pH stability data, please take care to certify that complete chromatographic conditions are presented.

## Stability under basic conditions



For pH 10, a borate buffer system (20 mM  $\text{H}_3\text{BO}_3$ -NaOH (pH 9.8) / methanol 50/50 at 30 °C) was selected to be continuously pumped through the column, while checking the number of theoretical plates for methyl benzoate every 50 hours.

Basic eluents may significantly affect silicas and traditional bonding chemistries. Therefore, stability data should be considered only after verifying that the buffer system used maintains the selected pH during preparation and use. Furthermore, it must be verified that the eluent is not

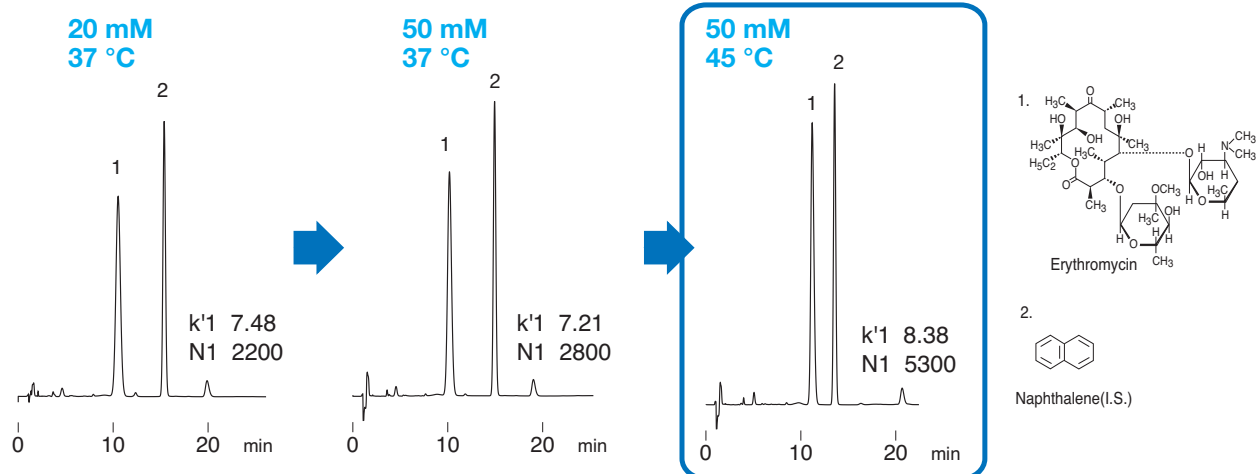
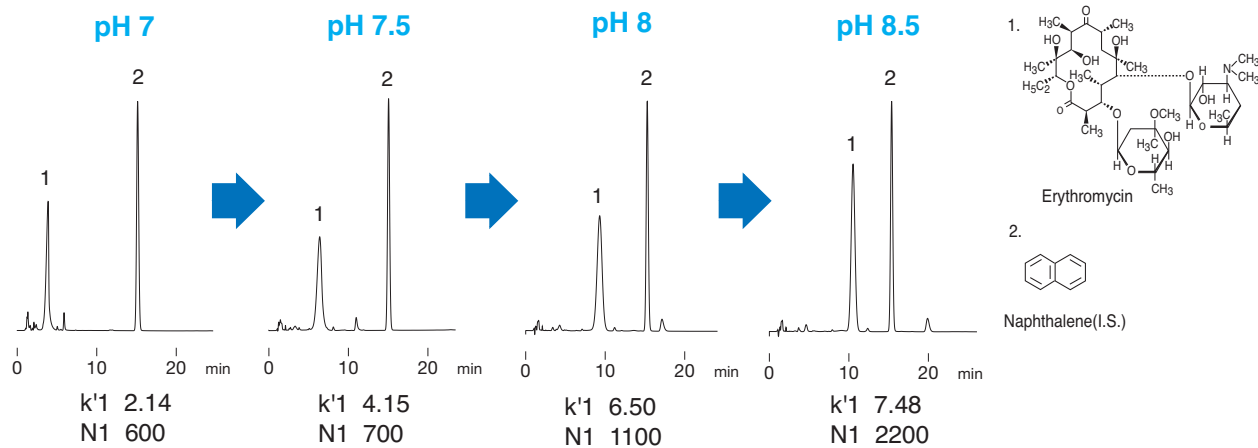
recycled, since the "active" basic sites may equilibrate to a saturation level with time, resulting in no further interactions taking place. Consequently, only continuous flow of "fresh" and thoroughly buffered eluent will provide accurate and meaningful performance data.

# YMC-Pack Pro C18 RS

## YMC-Pack Pro C18 RS:

Ideal for the separation of steric demanding compounds  
and/or for use under broader pH conditions!

### Method optimization



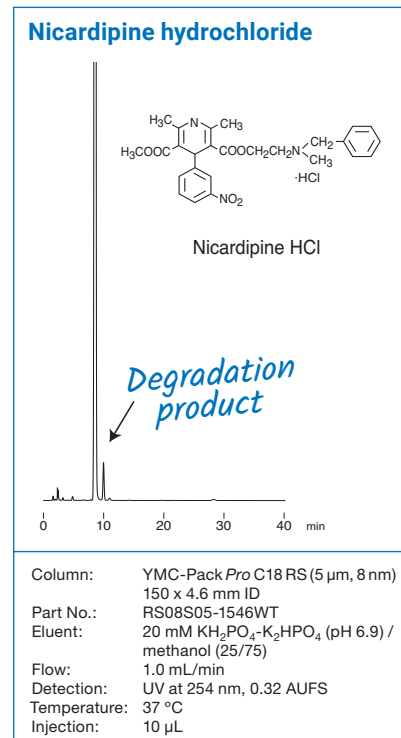
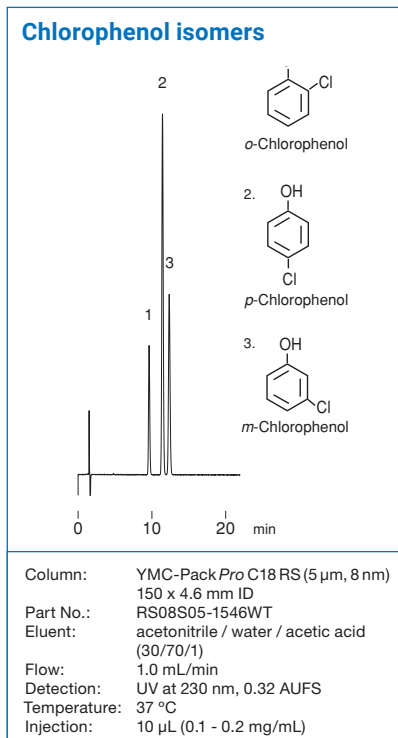
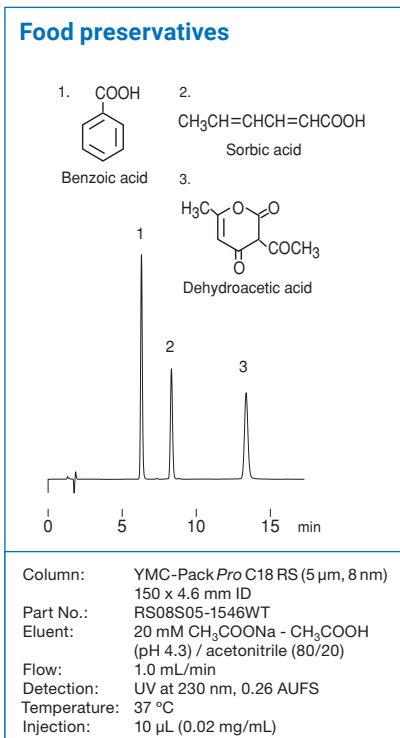
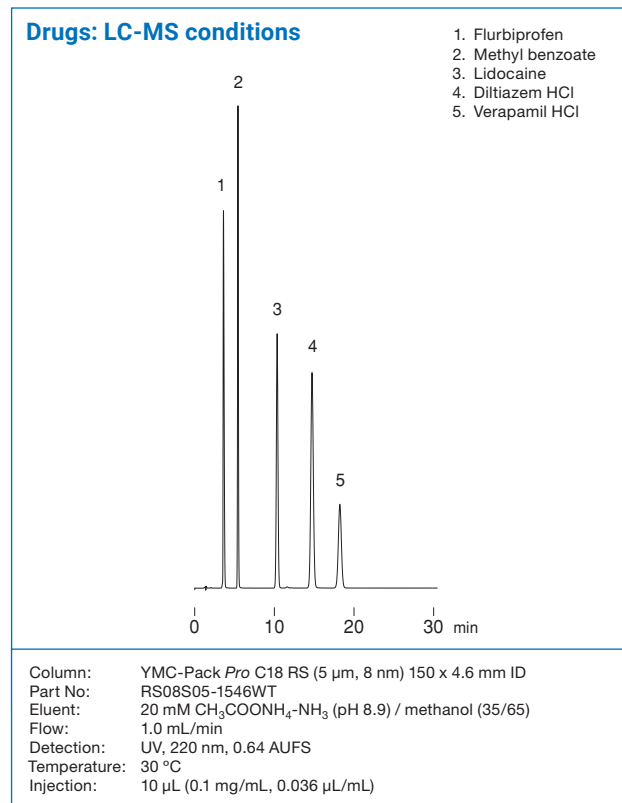
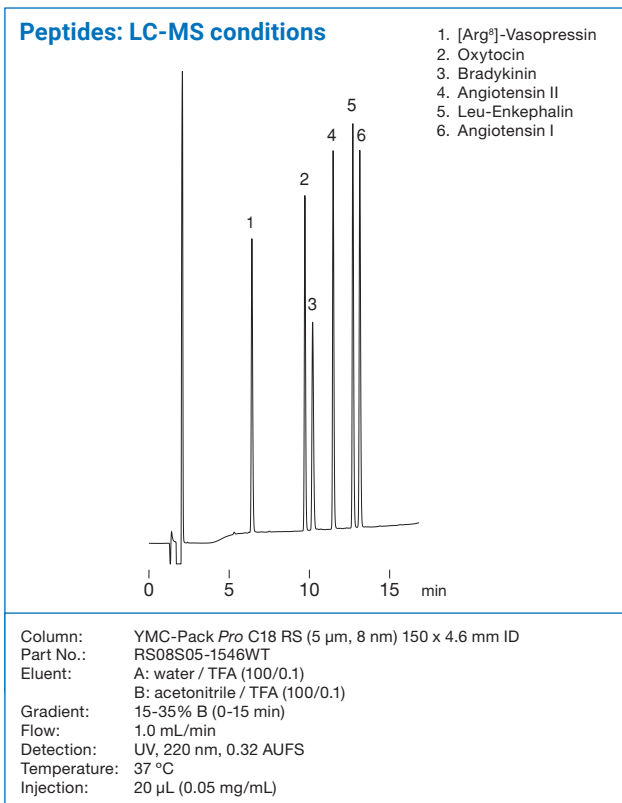
Column: YMC-Pack Pro C18 RS (5 µm, 8 nm) 150 x 4.6 mm ID  
 Part No.: RS08S05-1546WT  
 Eluent: potassium phosphate buffer (pH 8.5) / acetonitrile (50/50)  
 Flow rate: 1.0 mL/min  
 Temperature: 37° C  
 Detection: UV at 210 nm

# YMC-Pack Pro C18 RS

## Applications

The specific properties of YMC-Pack Pro C18 RS make it an excellent choice for the separation of non-polar structurally related analytes. The extended resistance towards acidic and basic conditions not only widens the possibilities in

method development but also provides further selectivities for demanding separations such as LC-MS or combinatorial chemistry of: **positional isomers, large hydrophobic molecules, basic and acidic compounds, peptides.**

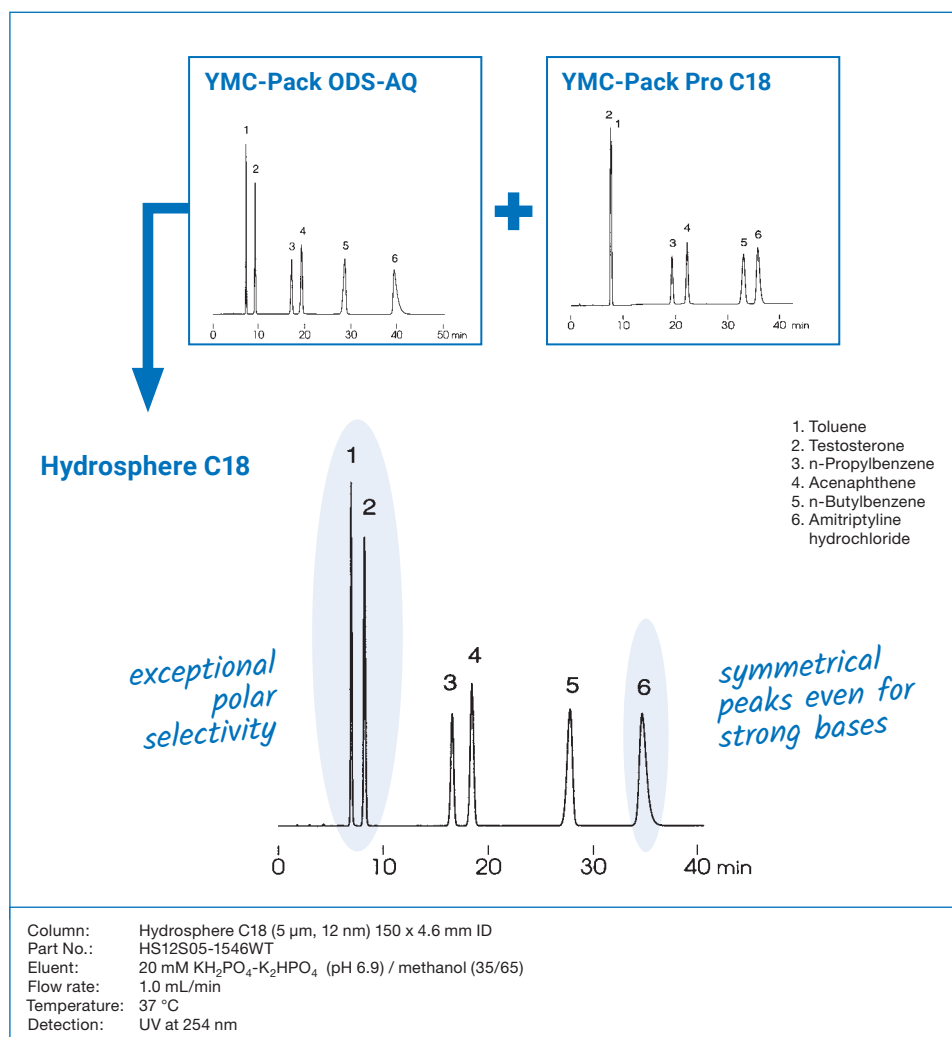


For more applications please refer to our "Application Data Collections" or contact us directly.

# Hydrosphere C18

- *stable under the use of 100% aqueous eluent*
- *“hydrophilic” C18 surface for enhanced polar recognition*
- *no need for ion pair reagents*
- *based on highly inert, ultrapure, pH neutral silica*
- *specifically designed for pharmaceutical and biotechnology R&D*

Specifications	Hydrosphere C18
Particle size / $\mu\text{m}$	2; 3; 5
Pore size / nm	12
Surface area / $\text{m}^2\text{g}^{-1}$	330
Carbon content / %	12
Recommended pH range	2.0 – 8.0

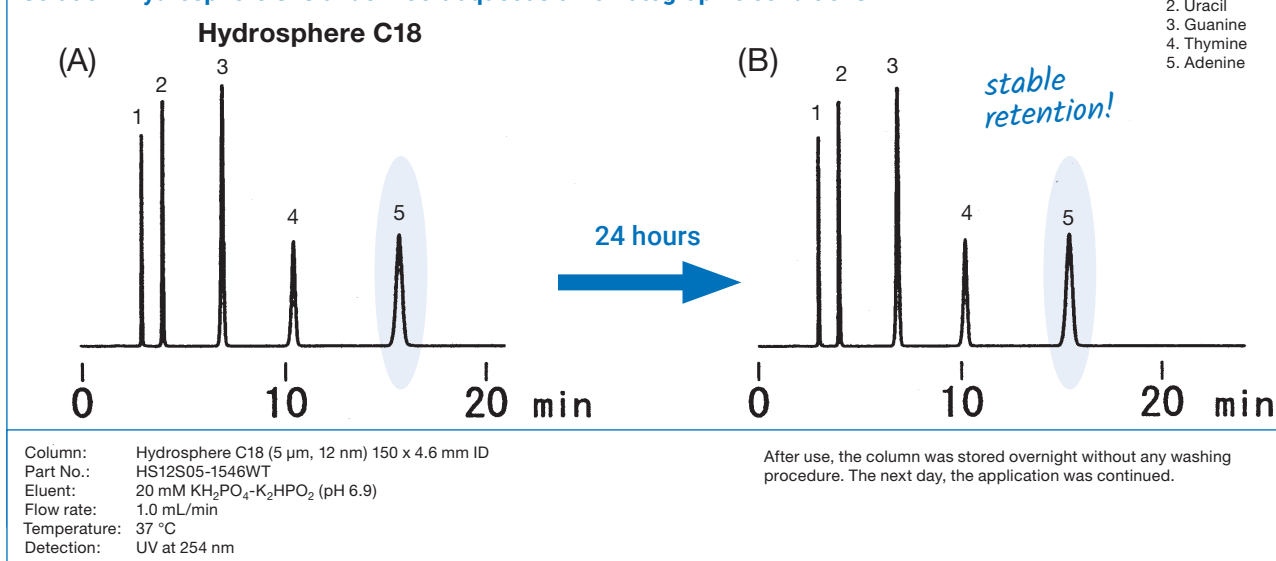


## General

The separation of polar compounds in many cases requires highly aqueous mobile phase conditions to achieve sufficient retention on the stationary phase. Conventional reversed phase selectivities do not give reproducible results under these conditions due mainly to the collapse of the C18 chains. Hydrosphere C18 has been developed, on the ultra pure silica support of the ProFamily, as the next generation of speciality phases following the well known YMC-Pack ODS-AQ, which was developed in 1987 and is still a very interesting selectivity option for these purposes.

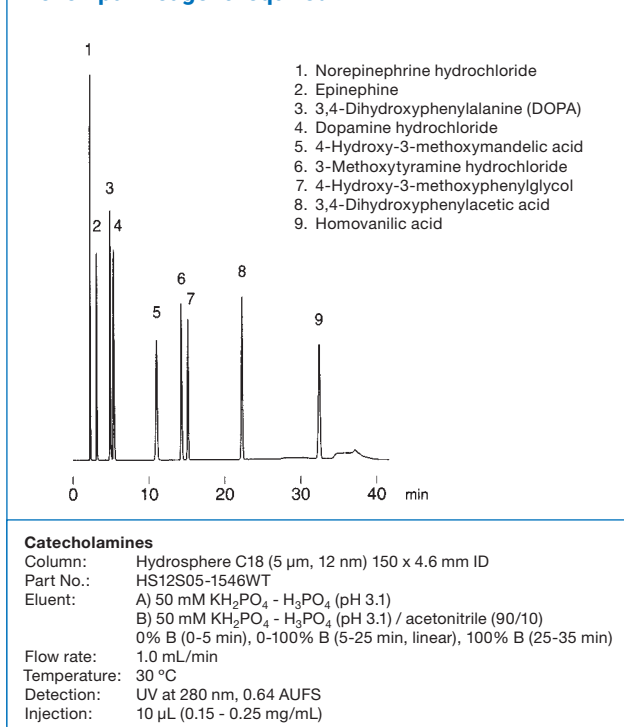
# Hydrosphere C18

## Solution: Hydrosphere C18 under 100% aqueous chromatographic conditions

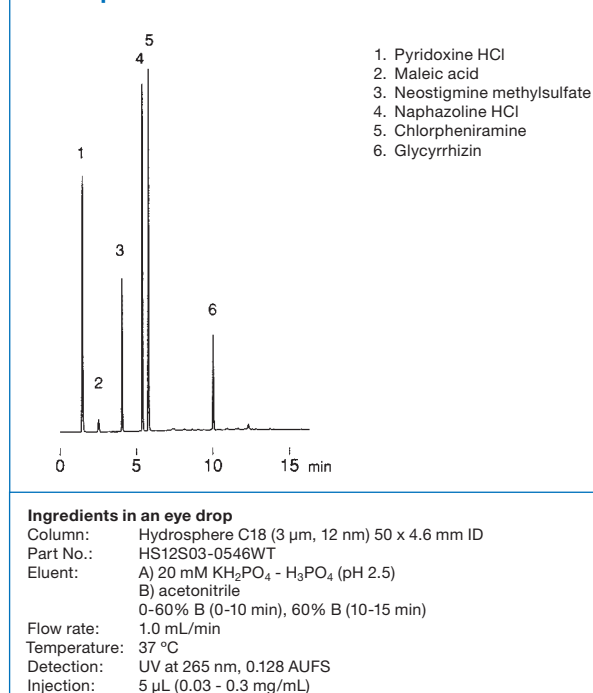


Its "hydrophilic" C18 surface gives Hydrosphere C18 the capability to show stable retention times even after 24 hours under these chromatographic conditions.

### No ion pair reagent required



### Efficient separation of complex substance mixtures



For more applications please refer to our "Application Data Collections" or contact us directly.

## Column Care

Hydrosphere C18 is stable towards hydrolysis between pH 2.0-8.0 in up to 100% aqueous systems and a maximum of 50  $^\circ\text{C}$ . Remove acid and buffer salts before storage. Store the column in methanol / water = 70/30.

For detailed information please refer to the "Column Care and Use Instructions" which can be downloaded from [www.ymc.de/support-documentation.html](http://www.ymc.de/support-documentation.html).



## Ultra Fast LC Columns

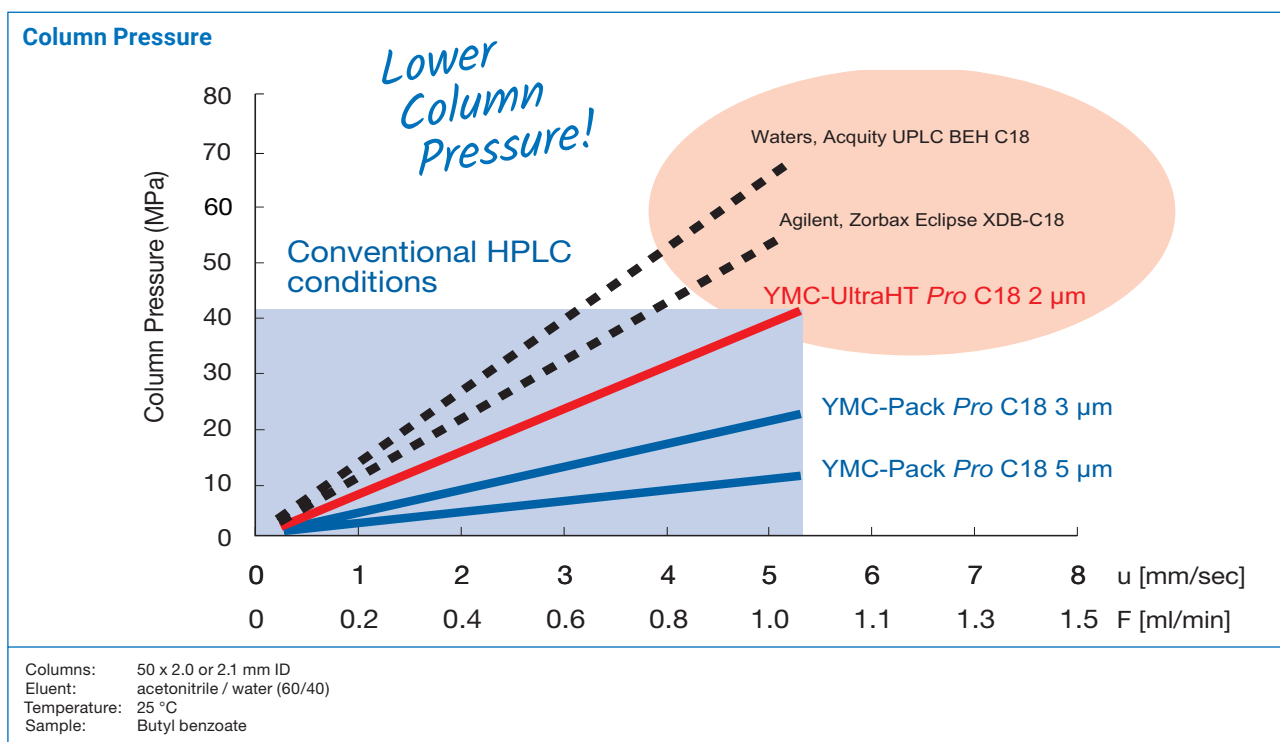
- *YMC Pack ProFamily chemistries, based on ultra high purity silica, provide excellent resolution for a wide range of analytes*
- *YMC-UltraHT LC columns provide considerable time saving without resort to ultra high pressures*
- *YMC-UltraHT LC columns achieve ultra fast separations even with conventional HPLC equipment*
- *fully up- and down-scalable selectivity*

Specifications	YMC-UltraHT Pro C18	YMC-UltraHT Hydrosphere C18
Particle size / $\mu\text{m}$	2	2
Pore size / nm	12	12
Surface area / $\text{m}^2\text{g}^{-1}$	330	330
Carbon content / %	16	12
Recommended pH range	2.0 – 8.0	2.0 – 8.0

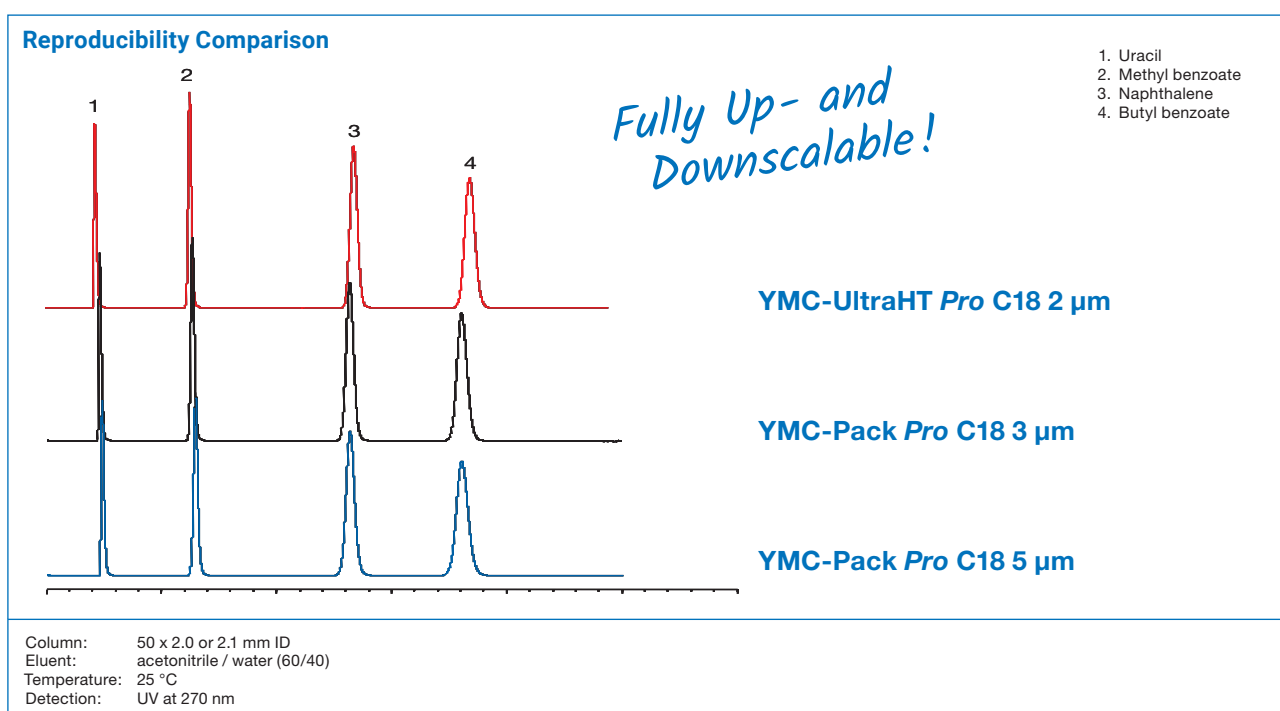
# Features of Packing Material

When starting to focus on Ultra Fast LC through the use of small particles, very high back pressures have to be considered and a balance sought. The extensive experience in silica production enables YMC to provide small particles with an extremely narrow particle size distribution which results in low back pressures.

YMC's UltraHT Pro C18 columns offer outstanding efficiency for Fast LC without exhibiting extremely high back pressure values which can be obtained with sub-2  $\mu\text{m}$  particles from other manufacturers. Therefore YMC's UltraHT Pro C18 may not require dedicated HPLC equipment for providing outstanding column performances.



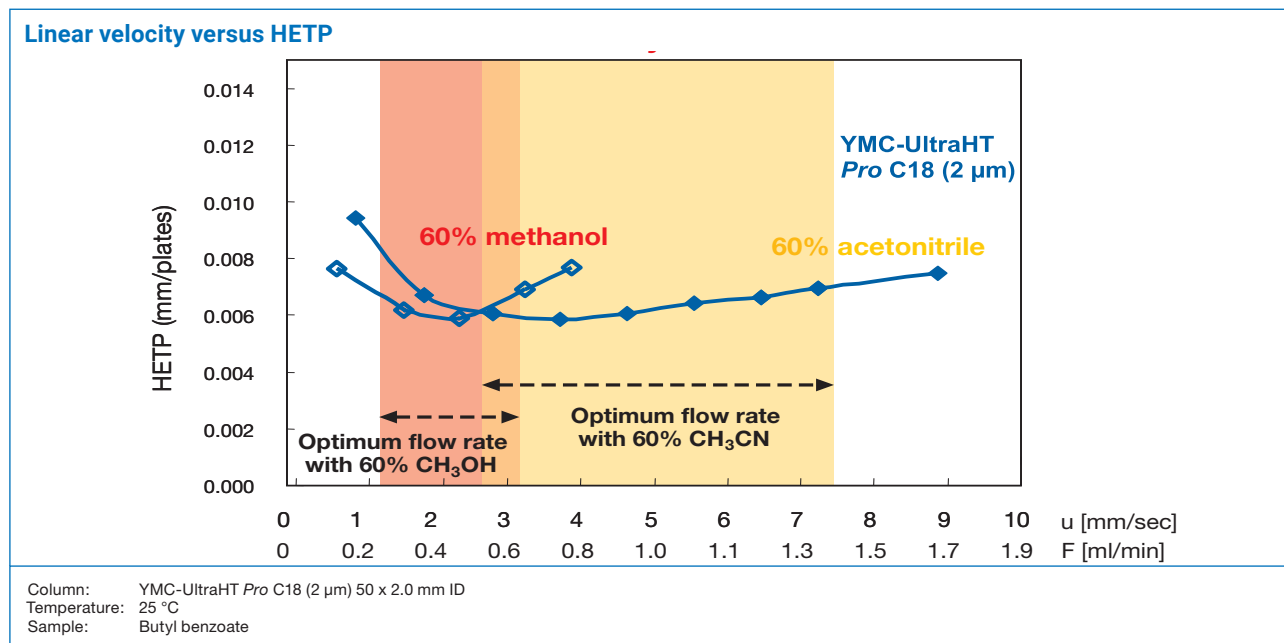
The introduction of YMC-UltraHT Pro C18 2  $\mu\text{m}$  allows easy downscaling of existing methods which use YMC-Pack Pro C18 3  $\mu\text{m}$  and 5  $\mu\text{m}$ .



# Features of Packing Material

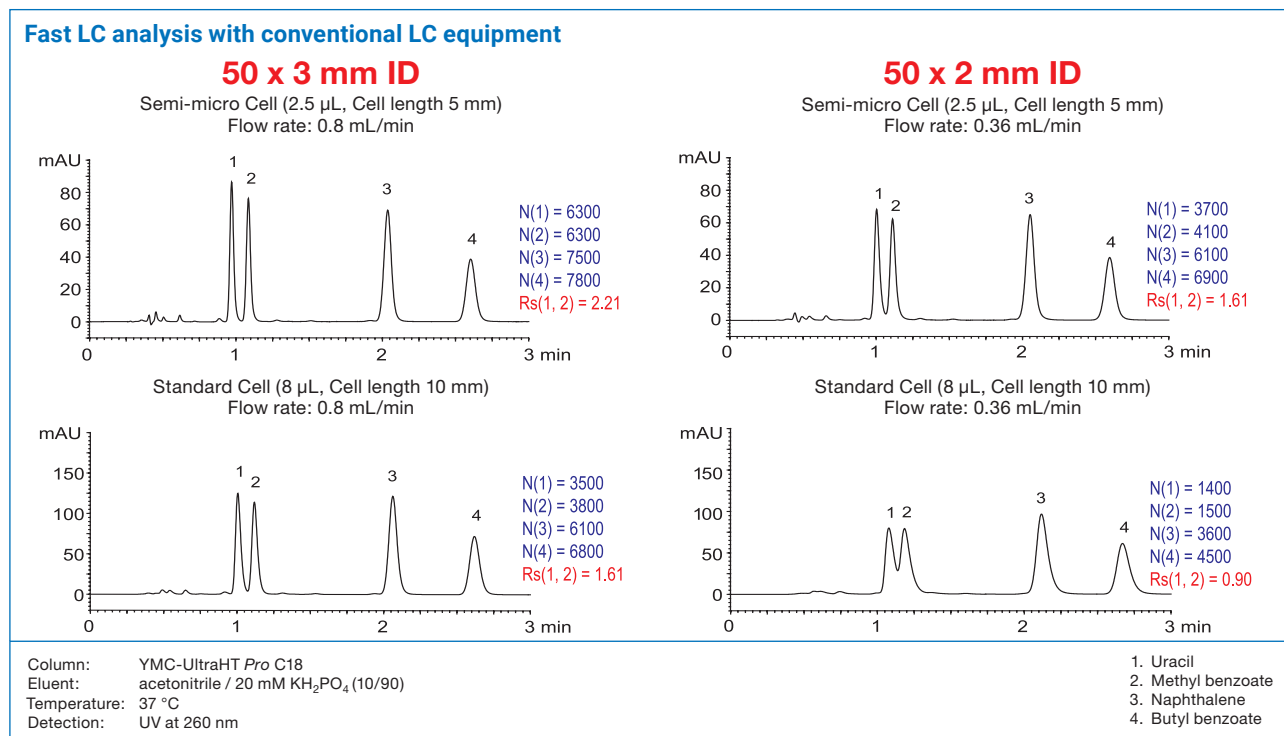
The graph below shows the dependency of "Height Equivalent of the Theoretical Plate" (HETP) and the linear velocity in the presence of different organic solvents. When methanol is used, the optimum HETP is achieved within a different range of velocity compared to when acetonitrile

is used due to their different viscosities. Therefore the optimum range of flow rate changes with the organic solvent. The maximum resolution is obtained by optimising flow rate, temperature, and organic solvent in order to achieve the optimum back pressure.

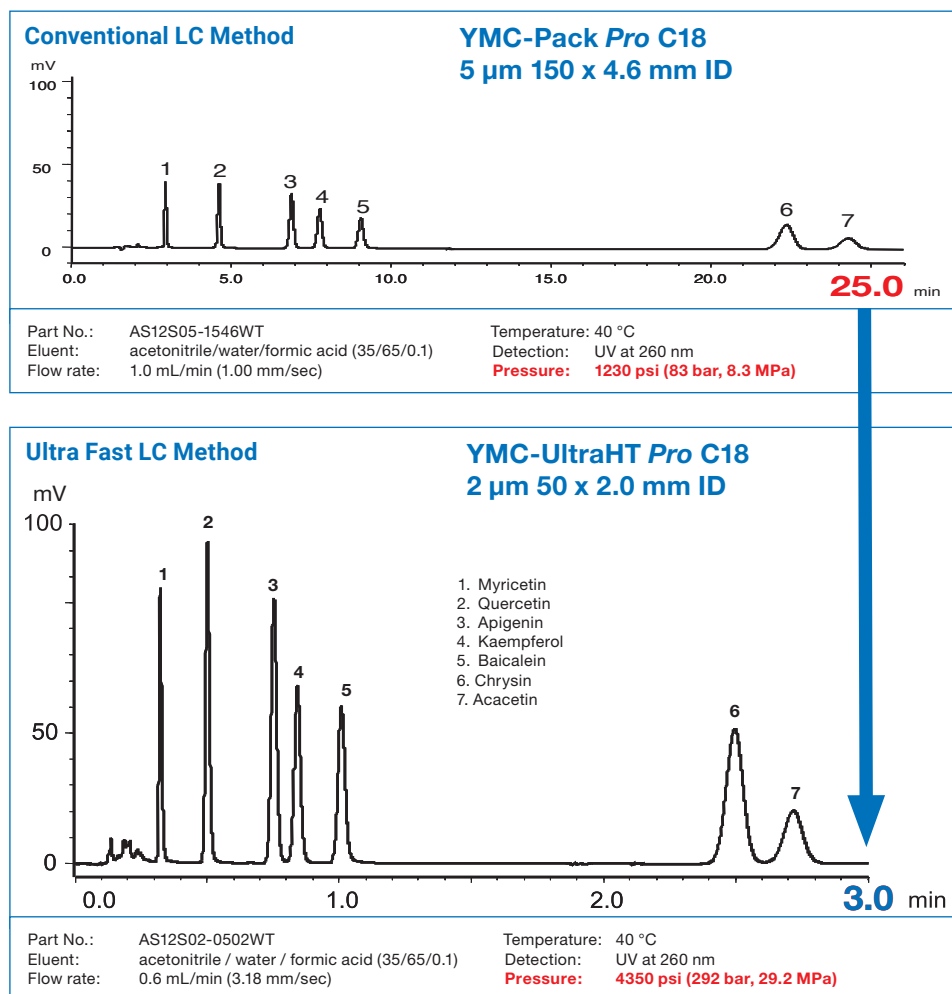


Since YMC-UltraHT columns provide substantially lower pressure drop than most competitive 2 µm or sub-2 µm media, high flow rates can be achieved without generating excessive back pressure and without the need for specialised equipment. Nevertheless, 3 mm ID columns are less

affected by the diffusion volume than 2 mm ID columns. Therefore, it is necessary to reduce the system "dead" volume in order to obtain outstanding chromatographic performances with 2 mm ID columns.

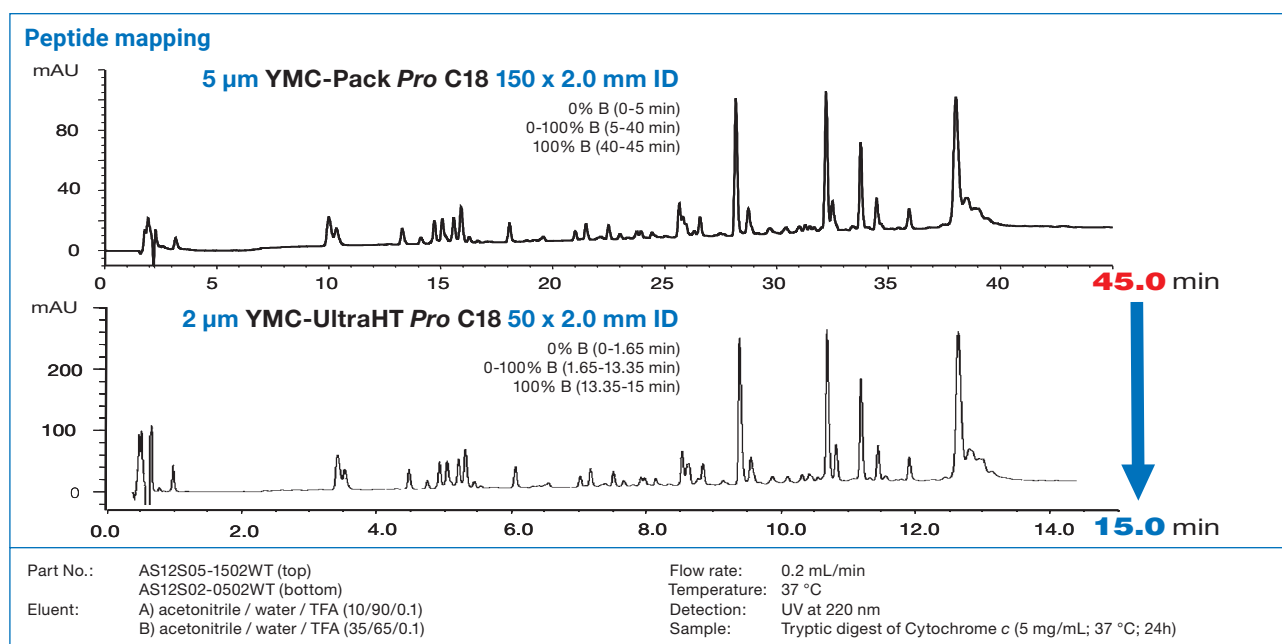


# Downscale of Methods



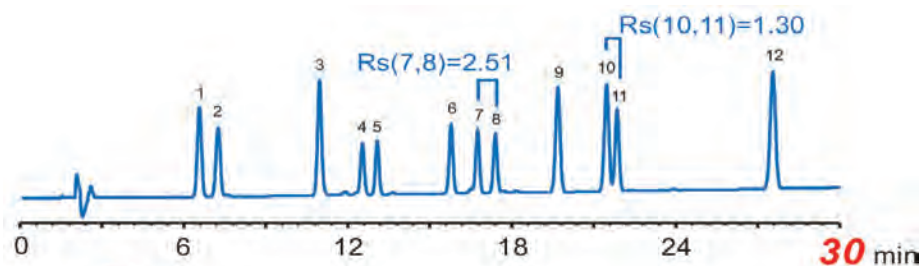
Due to the production processes used to manufacture YMC-Pack Pro-Family, methods can be easily downscaled with unchanged selectivity. As the examples shown demonstrate, conventional HPLC methods can be transferred easily to Ultra Fast LC methods by choosing YMC-UltraHT columns to gain efficiency and significantly reduce analysis time.

The application of HPLC to biologically relevant separations is an existing and rapidly growing field. YMC-UltraHT Pro C18 provides outstanding chromatographic performance, which is more than capable of meeting the challenge of peptide mapping, where a large number of peptide fragments are generated from enzymatic digestion.

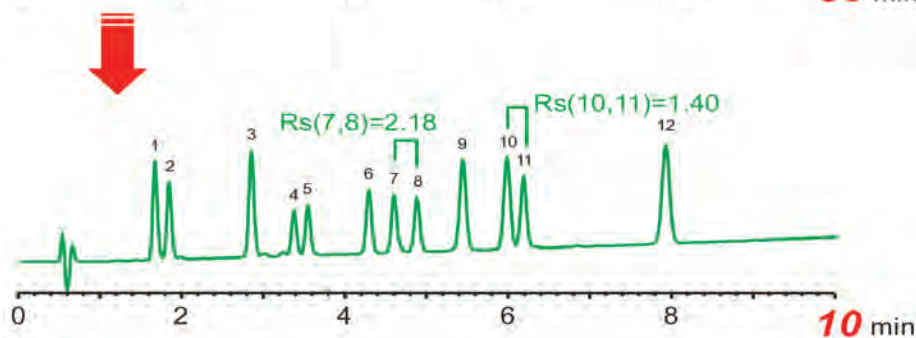


# Downscale of Methods

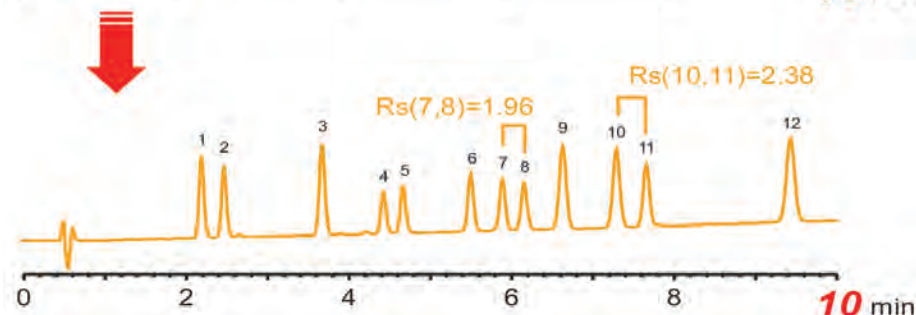
## Method transfer from conventional LC to Ultra Fast LC



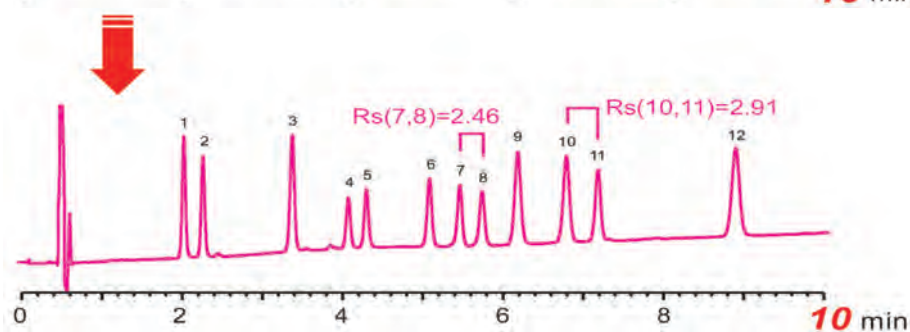
150 x 4.6 mm ID, 5  $\mu$ m  
15-35% ACN (0-30 min)  
1.0 mL/min  
10  $\mu$ L Inj.



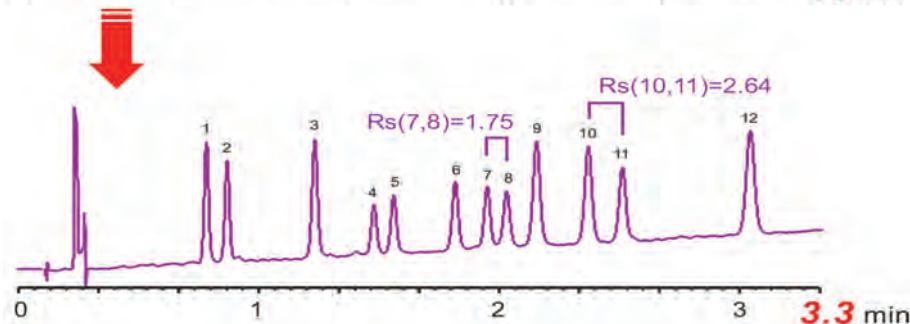
50 x 4.6 mm ID, 3  $\mu$ m  
15-35% ACN (0-10 min)  
1.5 mL/min  
3  $\mu$ L Inj.



50 x 4.6 mm ID, 3  $\mu$ m  
12.5-35% ACN (0-10 min)  
1.5 mL/min  
3  $\mu$ L Inj.



50 x 2.0 mm ID, 2  $\mu$ m  
12.5-35% ACN (0-10 min)  
0.3 mL/min  
0.6  $\mu$ L Inj.



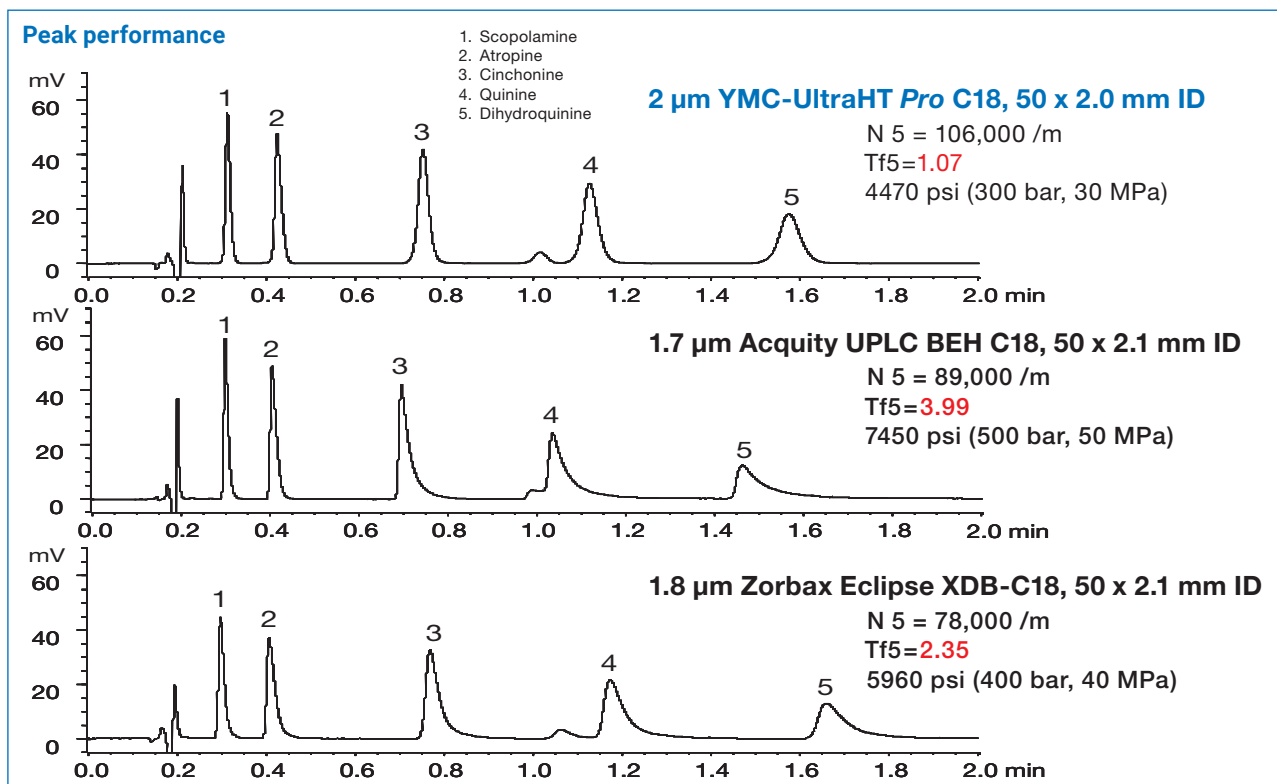
50 x 2.0 mm ID, 2  $\mu$ m  
12.5-35% ACN (0-3.3 min)  
0.9 mL/min  
0.6  $\mu$ L Inj.

Columns: Hydrosphere C18  
Eluent: A: water / acetic acid (100/3)  
B: acetonitrile / acetic acid (100/3)  
Temperature: 35  $^{\circ}$ C  
Detection: UV at 254 nm

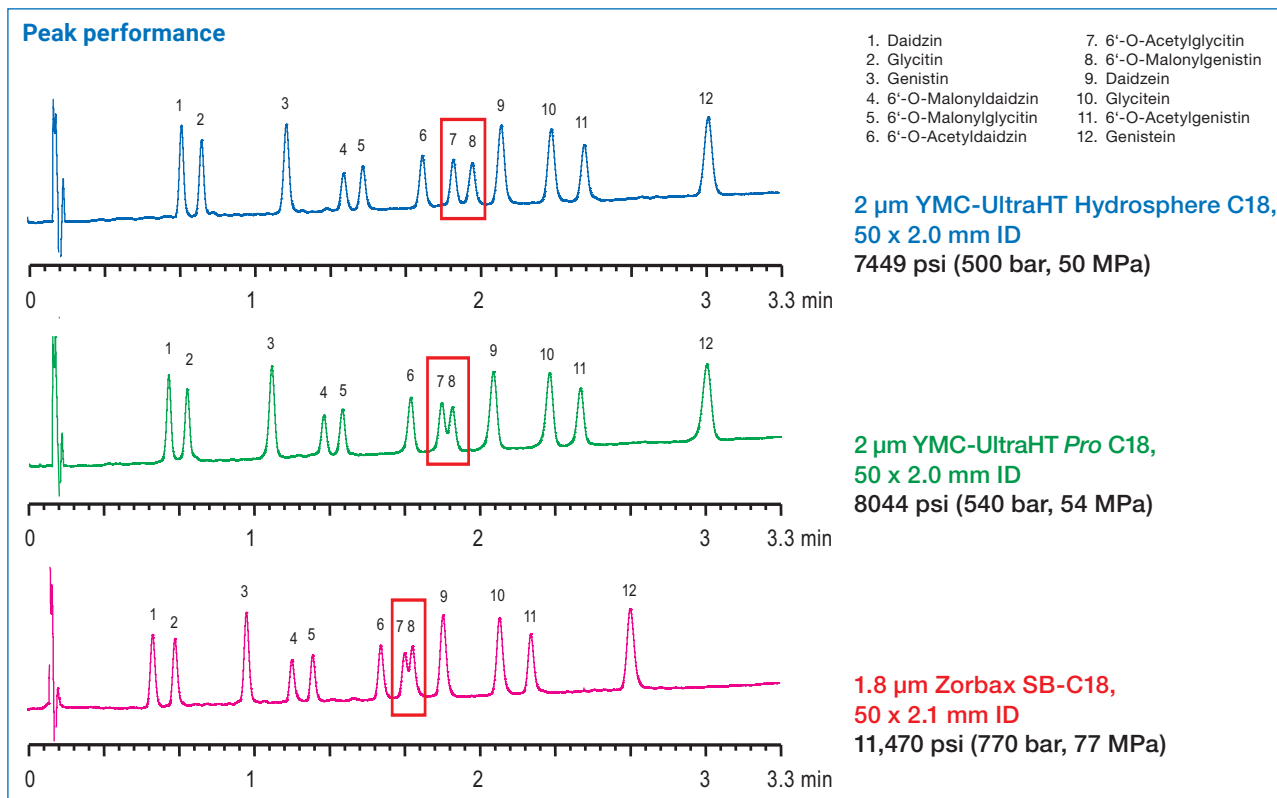
1. Daidzin  
2. Glycitin  
3. Genistin  
4. 6'-O-Malonyldaidzin  
5. 6'-O-Malonylglycitin  
6. 6'-O-Acetyldaidzin  
7. 6'-O-Acetylglycitin  
8. 6'-O-Malonylgenistin  
9. Daidzein  
10. Glycitein  
11. 6'-O-Acetylgenistin  
12. Genistein

# Downscale of Methods

## Why not take the pressure out of Fast LC!



With YMC-UltraHT Pro C18 you have all the efficiency you need to develop your Fast LC methods with none of the pressure or heat some would have you believe is essential!





# Ordering Information

## 2 µm UltraHT Fast LC columns

Phase	Column ID [mm]	Column length [mm]				Guard cartridges* with 10 mm length
		50	100	150	250	(pack of 5)
YMC-Pack Pro C18	2.0	AS12S02-0302WT	AS12S02-0502WT	AS12S02-1002WT	AS12S02-1502WT	AS12S02-01Q1GC
	3.0	–	AS12S02-0503WT	AS12S02-1003WT	AS12S02-1503WT	AS12S02-0103GC
Hydrosphere C18	2.1	HS12S02-0302WT	HS12S02-0502WT	HS12S02-1002WT	HS12S02-1502WT	HS12S02-01Q1GC
	3.0	–	HS12S02-0503WT	HS12S02-1003WT	HS12S02-1503WT	HS12S02-0103GC

## 3 µm HPLC columns (Waters type hardware, WT)

Phase	Column ID [mm]	Column length [mm]				Guard cartridges* with 10 mm length
		50	100	150	250	(pack of 5)
YMC-Pack Pro C18	2.0	AS12S03-0502WT	AS12S03-1002WT	AS12S03-1502WT	AS12S03-2502WT	AS12S03-01Q1GC
	2.1	AS12S03-05Q1WT	AS12S03-10Q1WT	AS12S03-15Q1WT	AS12S03-25Q1WT	AS12S03-01Q1GC
	3.0	AS12S03-0503WT	AS12S03-1003WT	AS12S03-1503WT	AS12S03-2503WT	AS12S03-0103GC
	4.0	AS12S03-0504WT	AS12S03-1004WT	AS12S03-1504WT	AS12S03-2504WT	AS12S03-0104GC
	4.6	AS12S03-0546WT	AS12S03-1046WT	AS12S03-1546WT	AS12S03-2546WT	AS12S03-0104GC
YMC-Pack Pro C18 RS	2.0	RS08S03-0502WT	RS08S03-1002WT	RS08S03-1502WT	RS08S03-2502WT	RS08S03-01Q1GC
	2.1	RS08S03-05Q1WT	RS08S03-10Q1WT	RS08S03-15Q1WT	RS08S03-25Q1WT	RS08S03-01Q1GC
	3.0	RS08S03-0503WT	RS08S03-1003WT	RS08S03-1503WT	RS08S03-2503WT	RS08S03-0103GC
	4.0	RS08S03-0504WT	RS08S03-1004WT	RS08S03-1504WT	RS08S03-2504WT	RS08S03-0104GC
	4.6	RS08S03-0546WT	RS08S03-1046WT	RS08S03-1546WT	RS08S03-2546WT	RS08S03-0104GC
Hydrosphere C18	2.0	HS12S03-0502WT	HS12S03-1002WT	HS12S03-1502WT	HS12S03-2502WT	HS12S03-01Q1GC
	2.1	HS12S03-05Q1WT	HS12S03-10Q1WT	HS12S03-15Q1WT	HS12S03-25Q1WT	HS12S03-01Q1GC
	3.0	HS12S03-0503WT	HS12S03w-1003WT	HS12S03-1503WT	HS12S03-2503WT	HS12S03-0103GC
	4.0	HS12S03-0504WT	HS12S03-1004WT	HS12S03-1504WT	HS12S03-2504WT	HS12S03-0104GC
	4.6	HS12S03-0546WT	HS12S03-1046WT	HS12S03-1546WT	HS12S03-2546WT	HS12S03-0104GC
YMC-Pack Pro C8	2.0	OS12S03-0502WT	OS12S03-1002WT	OS12S03-1502WT	OS12S03-2502WT	OS12S03-01Q1GC
	2.1	OS12S03-05Q1WT	OS12S03-10Q1WT	OS12S03-15Q1WT	OS12S03-25Q1WT	OS12S03-01Q1GC
	3.0	OS12S03-0503WT	OS12S03-1003WT	OS12S03-1503WT	OS12S03-2503WT	OS12S03-0103GC
	4.0	OS12S03-0504WT	OS12S03-1004WT	OS12S03-1504WT	OS12S03-2504WT	OS12S03-0104GC
	4.6	OS12S03-0546WT	OS12S03-1046WT	OS12S03-1546WT	OS12S03-2546WT	OS12S03-0104GC
YMC-Pack Pro C4	2.0	BS12S03-0502WT	BS12S03-1002WT	BS12S03-1502WT	BS12S03-2502WT	BS12S03-01Q1GC
	2.1	BS12S03-05Q1WT	BS12S03-10Q1WT	BS12S03-15Q1WT	BS12S03-25Q1WT	BS12S03-01Q1GC
	3.0	BS12S03-0503WT	BS12S03-1003WT	BS12S03-1503WT	BS12S03-2503WT	BS12S03-0103GC
	4.0	BS12S03-0504WT	BS12S03-1004WT	BS12S03-1504WT	BS12S03-2504WT	BS12S03-0104GC
	4.6	BS12S03-0546WT	BS12S03-1046WT	BS12S03-1546WT	BS12S03-2546WT	BS12S03-0104GC

## 3 µm HPLC cartridge columns (Quick type hardware, QT)

Phase	Column ID [mm]	Column length [mm]				Guard cartridges* with 10 mm length
		50	100	150	250	(pack of 5)
YMC-Pack Pro C18	2.1	AS12S03-05Q1QT	AS12S03-10Q1QT	AS12S03-15Q1QT	AS12S03-25Q1QT	AS12S03-01Q1GC
	3.0	AS12S03-0503QT	AS12S03-1003QT	AS12S03-1503QT	AS12S03-2503QT	AS12S03-0103GC
	4.0	AS12S03-0504QT	AS12S03-1004QT	AS12S03-1504QT	AS12S03-2504QT	AS12S03-0104GC
YMC-Pack Pro C18 RS	2.1	RS08S03-05Q1QT	RS08S03-10Q1QT	RS08S03-15Q1QT	RS08S03-25Q1QT	RS08S03-01Q1GC
	3.0	RS08S03-0503QT	RS08S03-1003QT	RS08S03-1503QT	RS08S03-2503QT	RS08S03-0103GC
	4.0	RS08S03-0504QT	RS08S03-1004QT	RS08S03-1504QT	RS08S03-2504QT	RS08S03-0104GC
Hydrosphere C18	2.1	HS12S03-05Q1QT	HS12S03-10Q1QT	HS12S03-15Q1QT	HS12S03-25Q1QT	HS12S03-01Q1GC
	3.0	HS12S03-0503QT	HS12S03-1003QT	HS12S03-1503QT	HS12S03-2503QT	HS12S03-0103GC
	4.0	HS12S03-0504QT	HS12S03-1004QT	HS12S03-1504QT	HS12S03-2504QT	HS12S03-0104GC
YMC-Pack Pro C8	2.1	OS12S03-05Q1QT	OS12S03-10Q1QT	OS12S03-15Q1QT	OS12S03-25Q1QT	OS12S03-01Q1GC
	3.0	OS12S03-0503QT	OS12S03-1003QT	OS12S03-1503QT	OS12S03-2503QT	OS12S03-0103GC
	4.0	OS12S03-0504QT	OS12S03-1004QT	OS12S03-1504QT	OS12S03-2504QT	OS12S03-0104GC
YMC-Pack Pro C4	2.1	BS12S03-05Q1QT	BS12S03-10Q1QT	BS12S03-15Q1QT	BS12S03-25Q1QT	BS12S03-01Q1GC
	3.0	BS12S03-0503QT	BS12S03-1003QT	BS12S03-1503QT	BS12S03-2503QT	BS12S03-0103GC
	4.0	BS12S03-0504QT	BS12S03-1004QT	BS12S03-1504QT	BS12S03-2504QT	BS12S03-0104GC

\*Guard cartridge holder required, part no. XPGCH-Q1

# Ordering Information

## 5 µm HPLC columns (Waters type hardware, WT)

Phase	Column ID [mm]	Column length [mm]				Guard cartridges* with 10 mm length
		50	100	150	250	
						(pack of 5)
YMC-Pack Pro C18	2.0	AS12S05-0502WT	AS12S05-1002WT	AS12S05-1502WT	AS12S05-2502WT	AS12S05-01Q1GC
	2.1	AS12S05-05Q1WT	AS12S05-10Q1WT	AS12S05-15Q1WT	AS12S05-25Q1WT	AS12S05-01Q1GC
	3.0	AS12S05-0503WT	AS12S05-1003WT	AS12S05-1503WT	AS12S05-2503WT	AS12S05-0103GC
	4.0	AS12S05-0504WT	AS12S05-1004WT	AS12S05-1504WT	AS12S05-2504WT	AS12S05-0104GC
	4.6	AS12S05-0546WT	AS12S05-1046WT	AS12S05-1546WT	AS12S05-2546WT	AS12S05-0104GC
YMC-Pack Pro C18 RS	2.0	RS08S05-0502WT	RS08S05-1002WT	RS08S05-1502WT	RS08S05-2502WT	RS08S05-01Q1GC
	2.1	RS08S05-05Q1WT	RS08S05-10Q1WT	RS08S05-15Q1WT	RS08S05-25Q1WT	RS08S05-01Q1GC
	3.0	RS08S05-0503WT	RS08S05-1003WT	RS08S05-1503WT	RS08S05-2503WT	RS08S05-0103GC
	4.0	RS08S05-0504WT	RS08S05-1004WT	RS08S05-1504WT	RS08S05-2504WT	RS08S05-0104GC
	4.6	RS08S05-0546WT	RS08S05-1046WT	RS08S05-1546WT	RS08S05-2546WT	RS08S05-0104GC
Hydrosphere C18	2.0	HS12S05-0502WT	HS12S05-1002WT	HS12S05-1502WT	HS12S05-2502WT	HS12S05-01Q1GC
	2.1	HS12S05-05Q1WT	HS12S05-10Q1WT	HS12S05-15Q1WT	HS12S05-25Q1WT	HS12S05-01Q1GC
	3.0	HS12S05-0503WT	HS12S05-1003WT	HS12S05-1503WT	HS12S05-2503WT	HS12S05-0103GC
	4.0	HS12S05-0504WT	HS12S05-1004WT	HS12S05-1504WT	HS12S05-2504WT	HS12S05-0104GC
	4.6	HS12S05-0546WT	HS12S05-1046WT	HS12S05-1546WT	HS12S05-2546WT	HS12S05-0104GC
YMC-Pack Pro C8	2.0	OS12S05-0502WT	OS12S05-1002WT	OS12S05-1502WT	OS12S05-2502WT	OS12S05-01Q1GC
	2.1	OS12S05-05Q1WT	OS12S05-10Q1WT	OS12S05-15Q1WT	OS12S05-25Q1WT	OS12S05-01Q1GC
	3.0	OS12S05-0503WT	OS12S05-1003WT	OS12S05-1503WT	OS12S05-2503WT	OS12S05-0103GC
	4.0	OS12S05-0504WT	OS12S05-1004WT	OS12S05-1504WT	OS12S05-2504WT	OS12S05-0104GC
	4.6	OS12S05-0546WT	OS12S05-1046WT	OS12S05-1546WT	OS12S05-2546WT	OS12S05-0104GC
YMC-Pack Pro C4	2.0	BS12S05-0502WT	BS12S05-1002WT	BS12S05-1502WT	BS12S05-2502WT	BS12S05-01Q1GC
	2.1	BS12S05-05Q1WT	BS12S05-10Q1WT	BS12S05-15Q1WT	BS12S05-25Q1WT	BS12S05-01Q1GC
	3.0	BS12S05-0503WT	BS12S05-1003WT	BS12S05-1503WT	BS12S05-2503WT	BS12S05-0103GC
	4.0	BS12S05-0504WT	BS12S05-1004WT	BS12S05-1504WT	BS12S05-2504WT	BS12S05-0104GC
	4.6	BS12S05-0546WT	BS12S05-1046WT	BS12S05-1546WT	BS12S05-2546WT	BS12S05-0104GC

## 5 µm HPLC cartridge columns (Quick type hardware, QT)

Phase	Column ID [mm]	Column length [mm]				Guard cartridges* with 10 mm length
		50	100	150	250	
						(pack of 5)
YMC-Pack Pro C18	2.1	AS12S05-05Q1QT	AS12S05-10Q1QT	AS12S05-15Q1QT	AS12S05-25Q1QT	AS12S05-01Q1GC
	3.0	AS12S05-0503QT	AS12S05-1003QT	AS12S05-1503QT	AS12S05-2503QT	AS12S05-0103GC
	4.0	AS12S05-0504QT	AS12S05-1004QT	AS12S05-1504QT	AS12S05-2504QT	AS12S05-0104GC
YMC-Pack Pro C18 RS	2.1	RS08S05-05Q1QT	RS08S05-10Q1QT	RS08S05-15Q1QT	RS08S05-25Q1QT	RS08S05-01Q1GC
	3.0	RS08S05-0503QT	RS08S05-1003QT	RS08S05-1503QT	RS08S05-2503QT	RS08S05-0103GC
	4.0	RS08S05-0504QT	RS08S05-1004QT	RS08S05-1504QT	RS08S05-2504QT	RS08S05-0104GC
Hydrosphere C18	2.1	HS12S05-05Q1QT	HS12S05-10Q1QT	HS12S05-15Q1QT	HS12S05-25Q1QT	HS12S05-01Q1GC
	3.0	HS12S05-0503QT	HS12S05-1003QT	HS12S05-1503QT	HS12S05-2503QT	HS12S05-0103GC
	4.0	HS12S05-0504QT	HS12S05-1004QT	HS12S05-1504QT	HS12S05-2504QT	HS12S05-0104GC
YMC-Pack Pro C8	2.1	OS12S05-05Q1QT	OS12S05-10Q1QT	OS12S05-15Q1QT	OS12S05-25Q1QT	OS12S05-01Q1GC
	3.0	OS12S05-0503QT	OS12S05-1003QT	OS12S05-1503QT	OS12S05-2503QT	OS12S05-0103GC
	4.0	OS12S05-0504QT	OS12S05-1004QT	OS12S05-1504QT	OS12S05-2504QT	OS12S05-0104GC
YMC-Pack Pro C4	2.1	BS12S05-05Q1QT	BS12S05-10Q1QT	BS12S05-15Q1QT	BS12S05-25Q1QT	BS12S05-01Q1GC
	3.0	BS12S05-0503QT	BS12S05-1003QT	BS12S05-1503QT	BS12S05-2503QT	BS12S05-0103GC
	4.0	BS12S05-0504QT	BS12S05-1004QT	BS12S05-1504QT	BS12S05-2504QT	BS12S05-0104GC

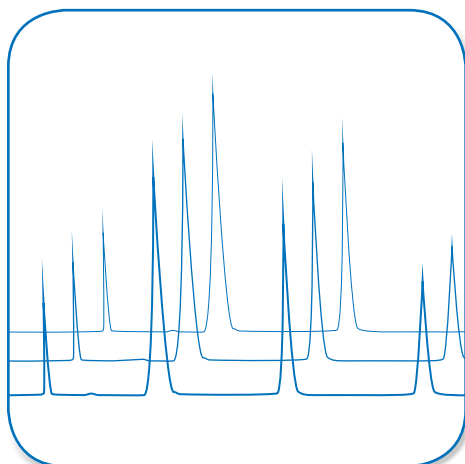
\*Guard cartridge holder required, part no. XPGCH-Q1

For other dimensions, please contact your YMC representative or YMC directly by phone (+49 (0)2064 427-0), by mail ([info@ymc.de](mailto:info@ymc.de)) or use our online chat on our homepage ([www.ymc.de](http://www.ymc.de)).





YMC  
RP-Classics



## Contents

YMC-Pack ODS-AQ .....	58–61
YMC-Pack ODS-A .....	62–63
YMC-Pack ODS-AM.....	64–65
YMC-Pack ODS-AL .....	66–67
YMC-Pack Polymer C18 .....	68–69
YMCbasic .....	70–71
YMC-Pack C <sub>8</sub> .....	72–73
YMC-Pack Ph .....	74–75
YMC-Pack C <sub>4</sub> .....	76–77
YMC-Pack TMS.....	78–79
YMC-Pack CN .....	80–81
Ordering Information.....	82–89

---

# HPLC Columns YMC RP-Classics

## Introduction

### HPLC Columns for Reversed Phase Chromatography

In order to succeed in HPLC, the choice of the optimal selectivity is essential to establish efficient separation conditions.

The best suited packing material depends significantly on the characteristics of the separation conditions, which should be thoroughly considered.

For this purpose YMC offers a wide variety of selectivities applicable to HPLC from nano-scale analysis to large scale isolation. Within this chapter the world renown YMC-Pack ODS-Series (YMC-Pack ODS-AQ, YMC-Pack ODS-A, YMC-Pack ODS-AM, YMC-Pack ODS-AL) and other phases are described.



# YMC-Pack ODS-AQ

- *“hydrophilic” C18*
- *balanced surface chemistry*
- *polar recognition*
- *metabolite recognition*

Specifications	YMC-Pack ODS-AQ	
Particle size / $\mu\text{m}$	3; 5	3; 5
Pore size / nm	12	20
Surface area / $\text{m}^2\text{g}^{-1}$	330	175
Carbon content / %	14	10
Recommended pH range	2.0 – 7.5	2.0 – 7.5

## General

YMC-Pack ODS-AQ is a C18 reversed phase silica based HPLC packing material specifically designed for use in 100% aqueous eluents. As a result of the proprietary derivatisation process, YMC-Pack ODS-AQ exhibits a different

selectivity to that of traditional C18 stationary phases. This difference in selectivity of YMC-Pack ODS-AQ can be used to advantage for HPLC separations, which are difficult to achieve with conventional C18 columns.

## Selectivity Data

The proprietary YMC derivatisation process creates the different selectivity of YMC-Pack ODS-AQ, where:

1. The activity of acidic unreacted silanols is reduced, allowing moderately basic compounds to be eluted with little or no peak tailing.
2. The balanced hydrophilic/lipophilic nature of the YMC-Pack ODS-AQ stationary phase leads to strong retentions of polar sample solutes even in aqueous eluents.

These properties of YMC-Pack ODS-AQ are beneficial for

separations of polar organic compounds, which tend not to be retained or are unresolved when conventional C18 columns are used.

Many conventional ODS packings lose their ability to retain polar compounds in these high aqueous content mobile phases as shown opposite. They appear less lipophilic with densely folded C18 chains. However, in similar mobile phases, YMC-Pack ODS-AQ maintains its brush-like C18 chain structure and its lipophilic properties and provides excellent retention of polar compounds.

## Applications

YMC-Pack ODS-AQ is able to resolve compounds with minor differences in polarity from closely related chemical structures. As a result, YMC-Pack ODS-AQ is an excellent tool for the separation of drugs and corresponding metabolites, pesticides and degradation products, or peptides and protein digests etc. This capability of “polar recognition” opens up a broad application range for YMC-Pack ODS-AQ in life sciences and pharmacology.

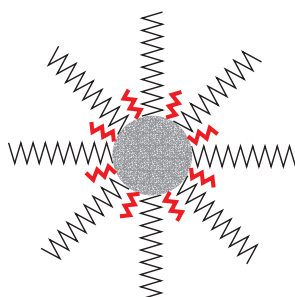
Genuine linear scale-up from analytical to large scale separations is easily achievable with YMC products such as YMC-Pack ODS-AQ, where particle sizes from 3 to 50  $\mu\text{m}$  are available in large lot sizes up to several hundred kilograms, if needed. This, together with the outstanding selectivity of YMC-Pack ODS-AQ, make it an essential tool to enhance the productivity of large scale chromatographic processes.

# YMC-Pack ODS-AQ

## Comparison of ODS-AQ vs. Conventional ODS

*Stable  
retention  
time!*

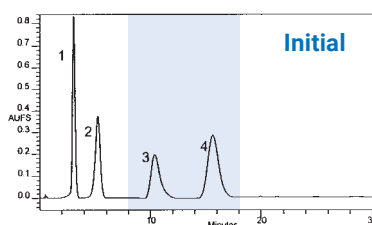
YMC-Pack ODS-AQ in  
standard organic mobile phases



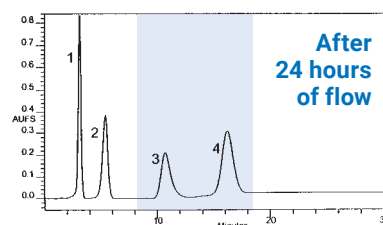
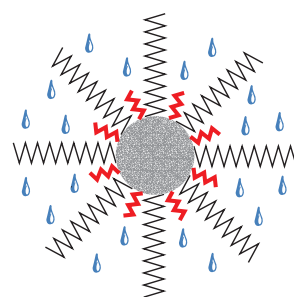
~~~~~ = C18

⚡ = Endcapping

💧 = Water



YMC-Pack ODS-AQ in  
100% aqueous mobile phases

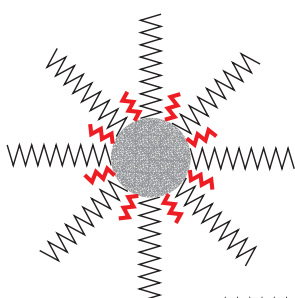


Column: YMC-Pack ODS-AQ, 250 x 10 mm ID  
Mobile Phase: 100% water  
Compounds: Highly polar and very water soluble

YMC-Pack ODS-AQ:

*Retention  
time loss!*

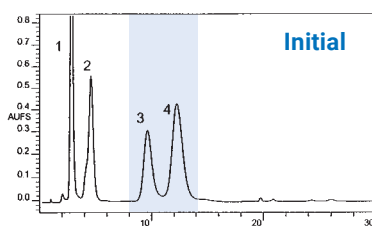
Conventional ODS in  
standard organic mobile phases\*



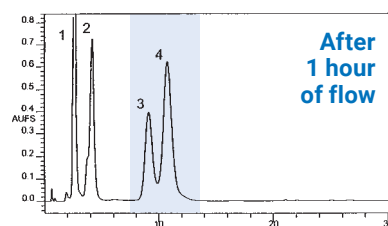
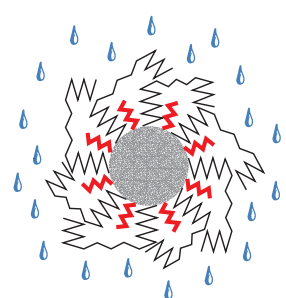
~~~~~ = C18

⚡ = Endcapping

💧 = Water



Conventional ODS in  
100% aqueous mobile phases\*

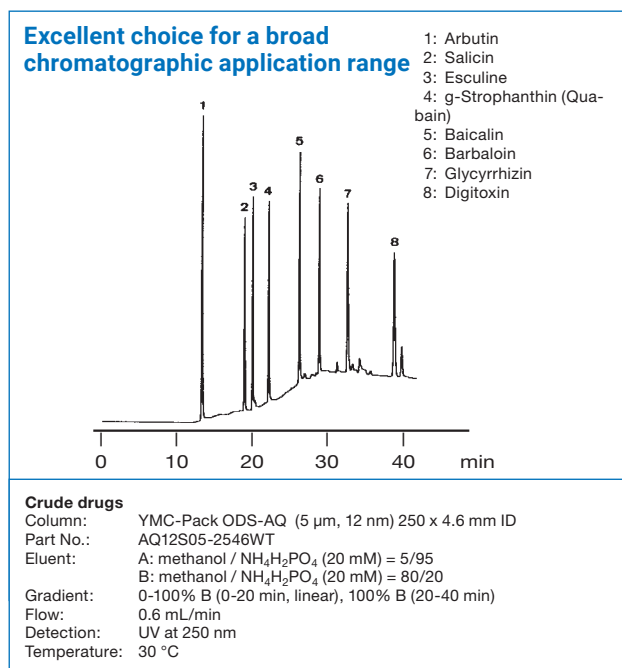
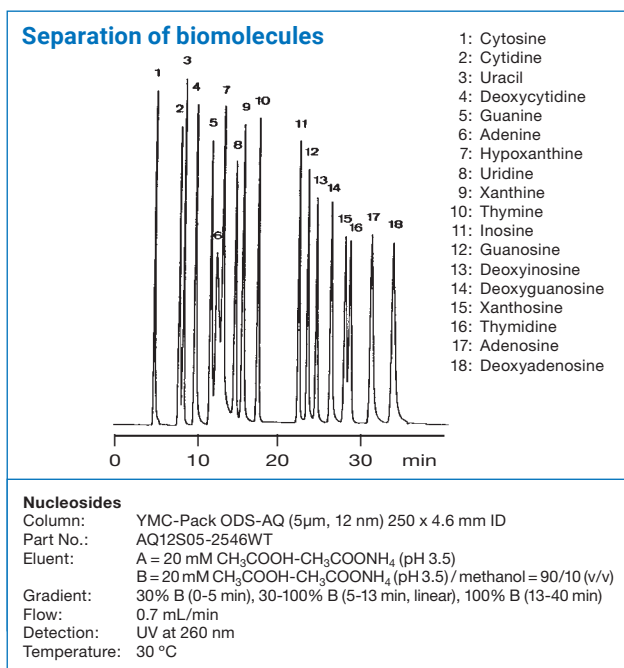


Column: YMC-Pack ODS-A, 250 x 10 mm ID  
Mobile Phase: 100% water  
Compounds: Highly polar and very water soluble

Conventional ODS-Column:



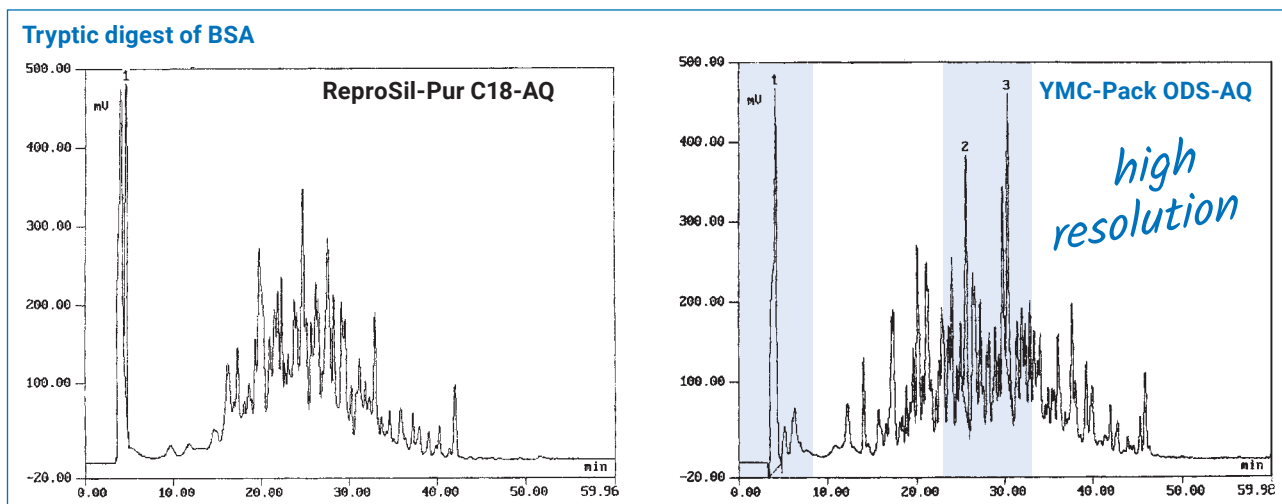
# YMC-Pack ODS-AQ



## Comparison of YMC-Pack ODS-AQ with competitive products

Since 1985, YMC-Pack ODS-AQ has consistently increased its popularity due to its novel selectivity pattern towards polar compounds and its ability to withstand 100% aqueous conditions. Today, more than 30 (!) years later, many new analytical and preparative methods are still being developed on YMC-Pack ODS-AQ chemistry despite various AQ-type products being introduced by our competitors; phases with

supposedly "identical" selectivity or with exotic bonding techniques designed to generate performance characteristics similar to those of YMC-Pack ODS-AQ. However, genuine YMC-Pack ODS-AQ still represents today a fully competitive state-of-the-art high performance stationary phase, despite the complementary YMC innovations, namely YMC-Triart C18 and Hydrosphere, C18 as potential in-house competitors.



By courtesy of Dr. Manfred Raida, IPF Hannover

For more applications please refer to our "Application Data Collections" or contact us directly.

## Column care

The recommended pH range for YMC-Pack ODS-AQ is 2.0 – 7.5 in up to 100% aqueous systems and a maximum of 50 °C. Remove acid and buffer salts before storage. Store the column in methanol / water = 70/30. Clogged inlet frits often

can be cleaned by changing the flow direction. For detailed information please refer to the "Column Care and Use Instructions" which can be downloaded from [www.ymc.de/support-documentation.html](http://www.ymc.de/support-documentation.html).

# YMC-Pack ODS-A

- *fully endcapped C18 material*
- *highly versatile ODS phase*
- *for polar to moderately nonpolar pharmaceuticals, organic chemicals, biologicals and natural products*

| Specifications                           | YMC-Pack ODS-A |           |           |
|--|----------------|-----------|-----------|
| Particle size / $\mu\text{m}$            | 3; 5           | 3; 5      | 5         |
| Pore size / nm                           | 12             | 20        | 30        |
| Surface area / $\text{m}^2\text{g}^{-1}$ | 330            | 175       | 100       |
| Carbon content / %                       | 17             | 12        | 7         |
| Recommended pH range                     | 2.0 – 7.5      | 2.0 – 7.5 | 2.0 – 7.5 |

## General

YMC-Pack ODS-A, YMC's classical reversed phase packing material, is renowned worldwide because of its unique performance and reproducibility. Due to the high quality, YMC-Pack ODS-A is widely used for the validation of analytical HPLC methods and for long-term reproducible preparative HPLC processes.

## Properties

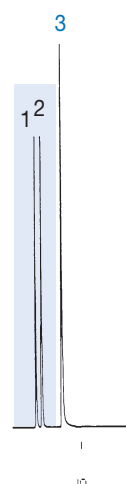
The production of the base silica for YMC-Pack ODS-A and its subsequent derivatisation are performed in large bulk batches. Exhaustive endcapping reduces reliably the activity of silanol groups and minimises nonspecific secondary interaction.

In addition to standard methods, like determination of adsorption isotherms, particle size distribution and carbon content (see table above), YMC uses an extensive range of analytical methods to ensure constant and reproducible selectivity of the reversed phase packings.

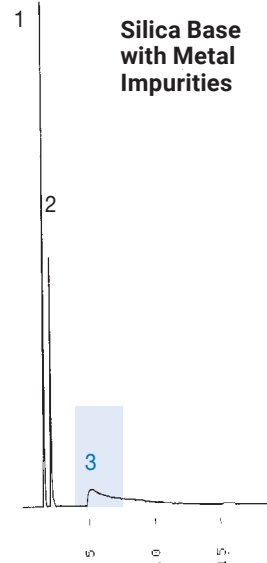
The base of YMC-Pack ODS-A is YMC's high purity silica. This premium silica contains only very low levels of metal contaminants and so prevents significant tailing of sample molecules such as 8-hydroxyquinoline or acetyl acetone, which easily form coordinating complexes with metal ions on the silica surface. As coordinating functional groups are frequent structural components in pharmaceutical compounds, high purity packings such as YMC-Pack ODS-A are needed for reproducible separation of these compounds without secondary retention or tailing.

YMC-Pack ODS-A is also available in preparative particle sizes.

### YMC-Pack ODS-A



### Silica Base with Metal Impurities



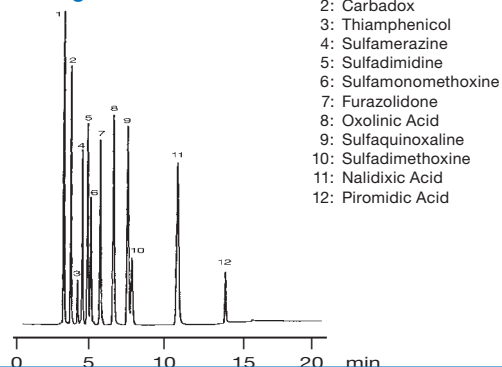
Column: YMC-Pack ODS-A (12 nm, 5  $\mu\text{m}$ ) 150 x 4.6 mm ID  
 Eluent:  $\text{KH}_2\text{PO}_4$  (20 mM, pH 7.6) / methanol = 40/60  
 Flow: 1.0 mL/min  
 Detection: UV, 254 nm  
 Temperature: 37 °C  
 Substances:  
 1. Uracil  
 2. Acetylacetone  
 3. 8-Hydroxyquinoline

# YMC-Pack ODS-A

## Applications

YMC-Pack ODS-A is frequently used for pharmaceutical, biochemical and environmental applications as well as for separations in the field of food technology. YMC-Pack ODS-A is available in particle sizes from 3 to 50 µm. As the selectivity is identical throughout the whole range, these phases are ideal for scale-up from analytical to preparative process scale.

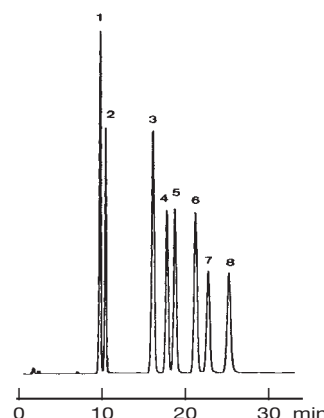
### Antibacterial agents



Column: YMC-Pack ODS-A (5 µm, 12 nm) 250 x 4.6 mm ID  
 Part No.: AA12S05-2546WT  
 Eluent: A: ACN / NH<sub>4</sub>H<sub>2</sub>PO<sub>4</sub> (50 mM) = 10/90  
 B: ACN / NH<sub>4</sub>H<sub>2</sub>PO<sub>4</sub> (50 mM) = 80/20  
 Gradient: 25% B (0-5 min), 25-100% B (5-15 min),  
 100% B (15-20 min)  
 Flow: 1.0 mL/min  
 Detection: UV, 240 nm  
 Temperature: 37 °C

- 1: Olaquinox
- 2: Carbadox
- 3: Thiamphenicol
- 4: Sulfamerazine
- 5: Sulfadimidine
- 6: Sulfamonomethoxine
- 7: Furazolidone
- 8: Oxolinic Acid
- 9: Sulfaminoxaline
- 10: Sulfadimethoxine
- 11: Nalidixic Acid
- 12: Piromidic Acid

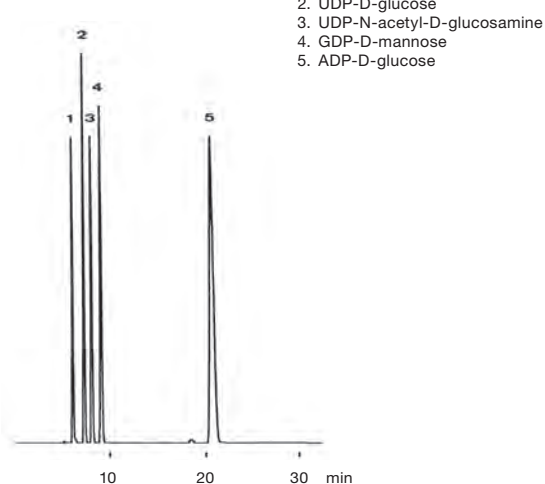
### Adrenocorticosteroids



Column: YMC-Pack ODS-A (5 µm, 12 nm) 150 x 4.6 mm ID  
 Part No.: AA12S05-1546WT  
 Eluent: ACN / H<sub>2</sub>O = 27/73  
 Flow: 1.0 mL/min  
 Detection: UV, 260 nm  
 Temperature: 37 °C

- 1: Hydrocortisone
- 2: Cortisone
- 3: Methylprednisolone
- 4: Betamethasone
- 5: Dexamethasone
- 6: Corticosterone
- 7: Beclomethasone
- 8: Triamcinolone Acetonide

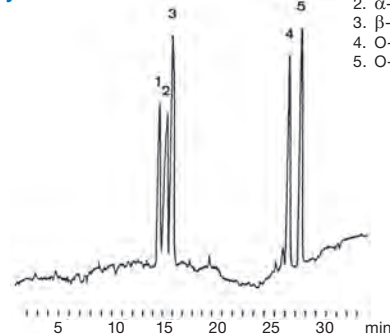
### Sugar nucleotides



Column: YMC-Pack ODS-A (5 µm, 12 nm) 250 x 4.6 mm ID  
 Part No.: AA12S05-2546WT  
 Eluent: 20 mM triethylamine-acetic acid (pH 5.7) / acetonitrile (9/1)  
 Flow rate: 1.0 mL/min  
 Detection: UV at 260 nm, 0.16 AUFS  
 Temperature: 37 °C  
 Injection: 5 µL (0.27 ~ 0.71 mg/mL)

- 1: CDP-D-glucose
- 2: UDP-D-glucose
- 3: UDP-N-acetyl-D-glucosamine
- 4: GDP-D-mannose
- 5: ADP-D-glucose

### Cyclodextrins



Column: YMC-Pack ODS-A (5 µm, 12 nm) 150 x 4.6 mm ID  
 Part No.: AA12S05-1546WT  
 Eluent: A: water  
 B: methanol  
 2% B (0-5 min), 2-30% B (5-15 min, linear),  
 30-100% B (15-20 min, linear), 100% B (20-30 min)  
 Flow rate: 1.0 mL/min  
 Detection: Evaporative Mass Analyzer (ACS Ltd.)  
 Temp 150  
 Time Constant 5  
 PMT 3  
 Attenuation 16  
 Pressure 20 psi  
 Temperature: 30 °C  
 Injection: 200 µL (1.5 ~ 15 mg/mL)

- 1: γ-Cyclodextrin
- 2: α-Cyclodextrin
- 3: β-Cyclodextrin
- 4: O-Dimethyl-β-Cyclodextrin
- 5: O-Trimethyl-β-Cyclodextrin

## Column care

The recommended pH range for using YMC-Pack ODS-A columns is 2.0-7.5. Remove acid and buffer salts before storage. Store the column in methanol/water = 50/50. If columns are affected by undesired contaminants or clogged inlet frits which cause back pressure increases

flush the column with THF in the opposite flow direction. For detailed information please refer to the "Column Care and Use Instructions" which can be downloaded from [www.ymc.de/support-documentation.html](http://www.ymc.de/support-documentation.html).

# YMC-Pack ODS-AM

- *high quality analytical C18*
- *tightly specified*
- *long term reproducibility*
- *for method validation*
- *for method registration*

| Specifications                           | YMC-Pack ODS-AM |
|--|-----------------|
| Particle size / $\mu\text{m}$            | 3; 5            |
| Pore size / nm                           | 12              |
| Surface area / $\text{m}^2\text{g}^{-1}$ | 330             |
| Carbon content / %                       | 10              |
| Recommended pH range                     | 2.0 – 7.5       |

## General

Validation and registration of analytical HPLC methods require the long term reproducibility of the entire analytical process. The high consistency in the quality of HPLC packings and columns plays a key role for validated HPLC analysis.

Therefore, YMC created ODS-AM, a high quality reversed phase C18 HPLC packing material to meet the most stringent demands for validated analytical HPLC processes.

## Properties

YMC-Pack ODS-AM is produced in large lots using high purity YMC silica as a base material and a multi stage synthesis process. For the derivatisation, monomeric bonding chemistry is applied followed by an extensive endcapping process to reduce the silanol activity.

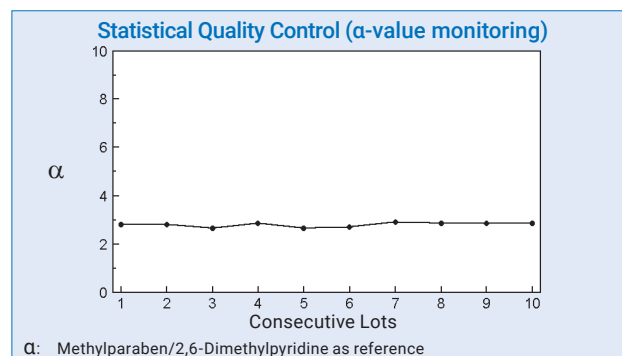
The resulting YMC-Pack ODS-AM packing is extensively tested to ensure compliance with specifications set for very low variations in physicochemical properties.

In addition, YMC-Pack ODS-AM packings and columns have to pass numerous proprietary chromatographic tests to meet the narrow quality specification range with regard to:

- selectivity pattern
- column resolution
- absolute retention
- peak symmetry

YMC applies various tests to perform statistical quality control for reversed phase HPLC packings. The  $\alpha$ -value test of methylparaben and 2,6-dimethylpyridine for instance, is very sensitive and is routinely used to monitor the retention and the selectivity properties of YMC-Pack ODS-AM.

Methylparaben is a moderately polar, inert compound. It is retained solely by a RP mechanism, with minimal secondary



interactions with residual silanol groups. 2,6-dimethylpyridine, however, represents a lipophilic amine compound which has a high potential of unspecific interaction with unreacted acidic silanols. An increase in retention of 2,6-dimethylpyridine and hence lower  $\alpha$ -values would indicate incomplete C18 bonding and/or ineffective endcapping. YMC specifies for ODS-AM that the statistical  $\alpha$ -value of methylparaben and 2,6-dimethylpyridine be  $2.77 \pm 0.20$ .

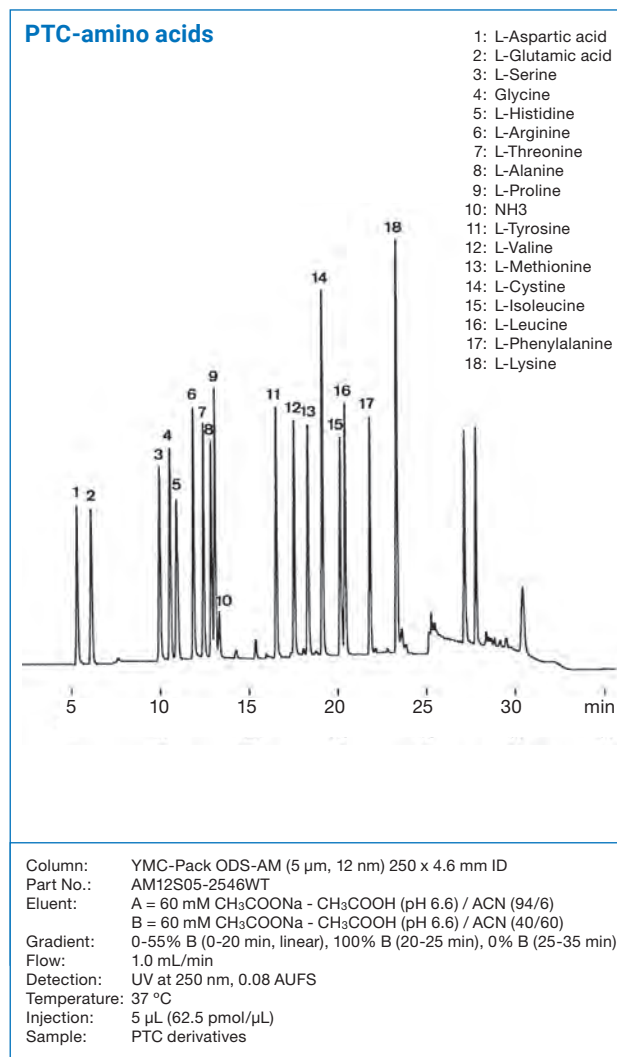
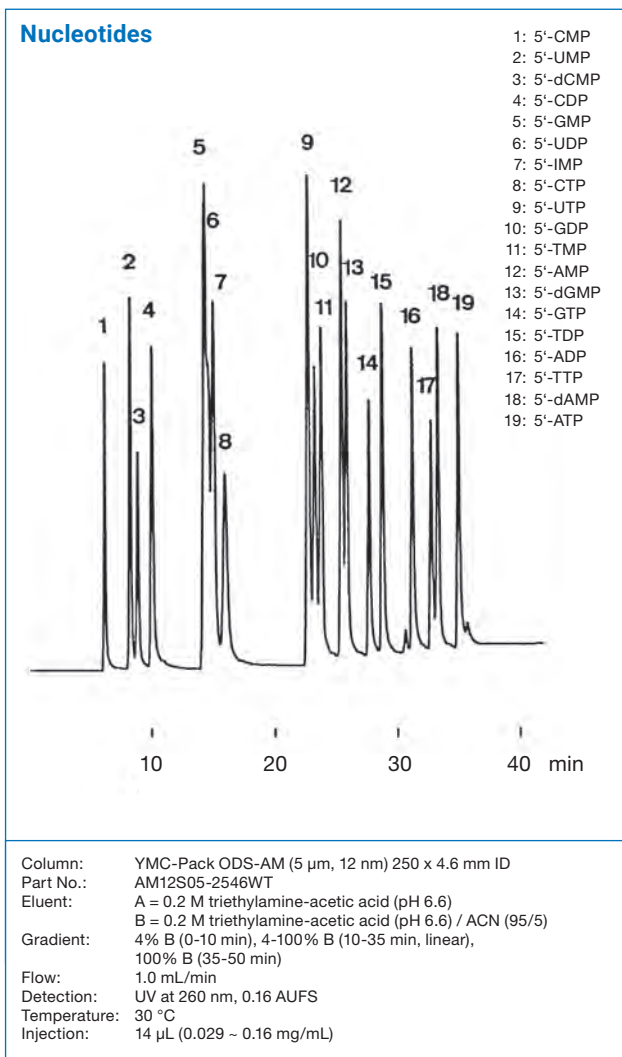
The rigorous quality control and the quality assurance system applied by YMC minimises the variation in retention and selectivity of YMC-Pack ODS-AM columns. Due to the guaranteed long term reproducibility, YMC-Pack ODS-AM columns often are the final choice for establishing validated HPLC analysis.



# YMC-Pack ODS-AM

## Applications

ODS-AM has an appropriate selectivity for polar to moderately nonpolar pharmaceuticals, organic intermediates, biological and natural products found in the chemical and pharmaceutical industry.



## Column Care

The recommended pH range for using YMC-Pack ODS-AM columns is 2.0-7.5. Remove acid and buffer salts before storage. Store the column in methanol/water = 50/50. If columns are affected by undesired contaminants or clogged inlet frits which

cause back pressure increases, flush the column with THF in the opposite flow direction. For detailed information please refer to the "Column Care and Use Instructions" which can be downloaded from [www.ymc.de/support-documentation.html](http://www.ymc.de/support-documentation.html).

# YMC-Pack ODS-AL

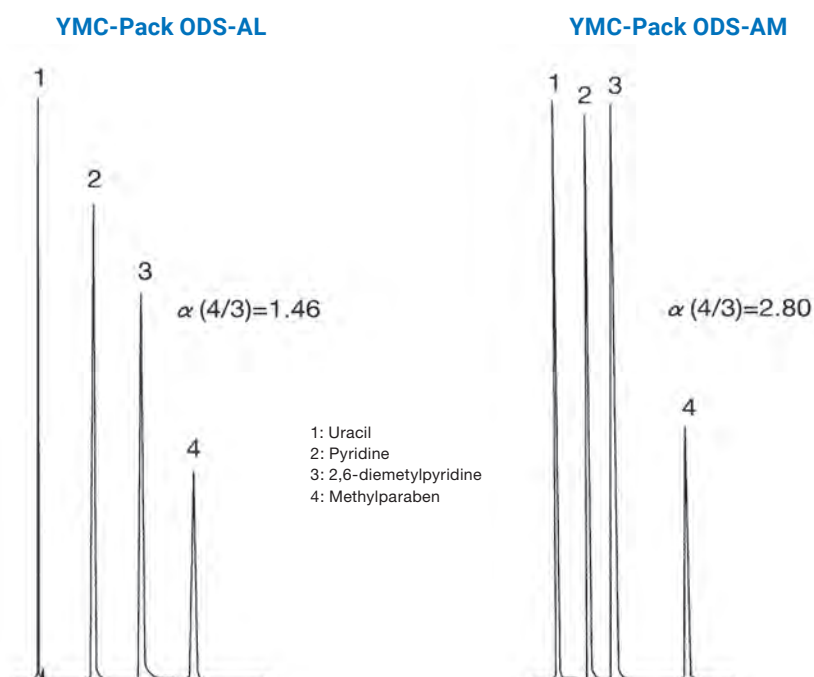
- *residual silanols for mixed-mode separations*
- *same high ligand density as other YMC ODS phases*
- *unique selectivity for polar compounds*
- *not endcapped*

| Specifications                           | YMC-Pack ODS-AL |
|--|-----------------|
| Particle size / $\mu\text{m}$            | 5               |
| Pore size / nm                           | 12              |
| Surface area / $\text{m}^2\text{g}^{-1}$ | 330             |
| Carbon content / %                       | 17              |
| Recommended pH range                     | 2.0 – 7.5       |

## General

YMC-Pack ODS-AL uses not only hydrophobic interaction but also secondary interactions with reactive residual silanol groups to affect separation. This results in a different selectivity from conventional ODS columns. When ionic interactions are involved, it is preferable to use a buffer in the mobile phase to achieve reproducible separations.

### Effects of silanol groups

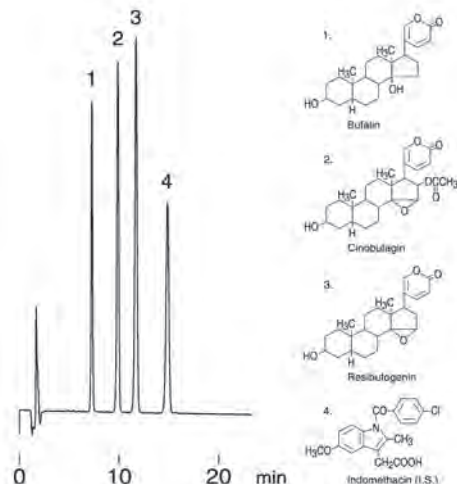


The separation factor ( $\alpha$ ) of internal standards methylparaben / 2,6-dimethylpyridine for YMC-Pack ODS-AL, which is not endcapped is different to that of YMC-Pack ODS-AM. Due to the residual silanol groups, YMC-Pack ODS-AL shows higher retention of pyridines.

# YMC-Pack ODS-AL

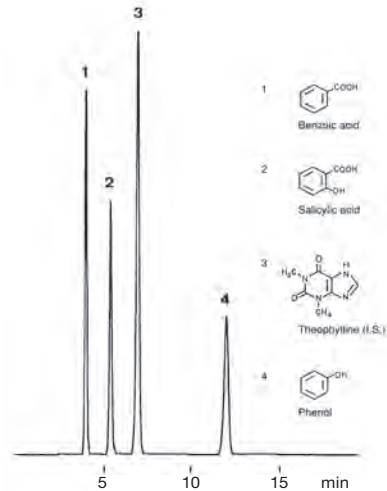
## Applications

### Steroids from toad venom



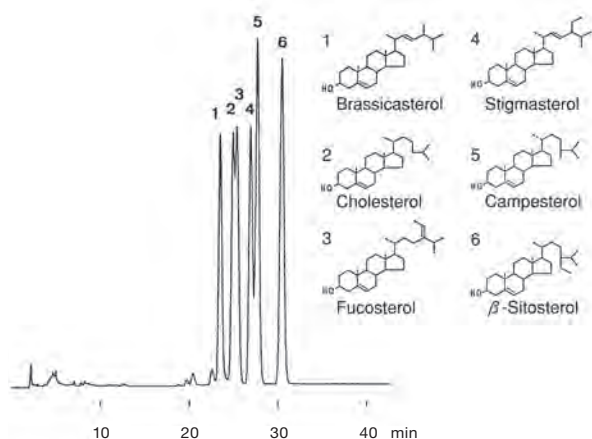
Column: YMC-Pack ODS-AL (5  $\mu$ m, 12 nm) 150 x 4.6 mm ID  
 Part No.: AL12S05-1546WT  
 Eluent: ACN / 0.1% phosphoric acid (45/55)  
 Flow: 1.0 mL/min  
 Detection: UV at 300 nm, 0.08 AUFS  
 Temperature: 40 °C  
 Injection: 10  $\mu$ L (0.04 ~ 0.08 mg/mL)

### Disinfectants



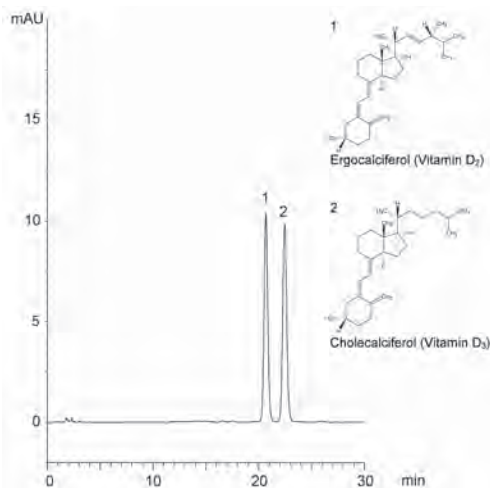
Column: YMC-Pack ODS-AL (5  $\mu$ m, 12 nm) 150 x 4.6 mm ID  
 Part No.: AL12S05-1546WT  
 Eluent: 100 mM  $\text{KH}_2\text{PO}_4$ - $\text{Na}_2\text{HPO}_4$  (pH 7.0) / methanol (75/25)  
 Flow: 0.8 mL/min  
 Detection: UV at 270 nm, 0.13 AUFS  
 Temperature: 30 °C

### Sterols



Column: YMC-Pack ODS-AL (5  $\mu$ m, 12 nm) 250 x 4.6 mm ID  
 Part No.: AL12S05-2546WT  
 Eluent: methanol / water (100/2)  
 Flow: 0.8 mL/min  
 Detection: UV at 210 nm, 0.32 AUFS  
 Temperature: 37 °C  
 Injection: 10  $\mu$ L (0.4 ~ 1 mg/mL)

### Vitamin D2 and Vitamin D3



Column: YMC-Pack ODS-AL (5  $\mu$ m, 12 nm) 150 x 4.6 mm ID  
 Part No.: AL12S05-1546WT  
 Eluent: acetonitrile / water (95/5)  
 Flow: 1.0 mL/min  
 Detection: UV at 265 nm  
 Temperature: 40 °C  
 Injection: 10  $\mu$ L (0.01 mg/mL)

## Column Care

The recommended pH range for using YMC-Pack ODS-AL columns is 2.0-7.5. Remove acid and buffer salts before storage. Store the column in methanol/water = 50/50. If columns are affected by undesired contaminants or clogged inlet frits which cause back pressure increases,

flush the column with THF in the opposite flow direction. For detailed information please refer to the "Column Care and Use Instructions" which can be downloaded from [www.ymc.de/support-documentation.html](http://www.ymc.de/support-documentation.html).

# YMC-Pack Polymer C18

- *hydrophilic polymethacrylate support*
- *excellent reproducibility of C18 chemistry integral to polymer matrix*
- *no silanol or metal contaminants*
- *pH stable from pH 2–13*
- *compatible with all standard reversed phase solvents*

| Specifications                           | YMC-Pack Polymer C18 |
|--|----------------------|
| Particle size / $\mu\text{m}$            | 6                    |
| Pore size / nm                           | proprietary          |
| Surface area / $\text{m}^2\text{g}^{-1}$ | n/a                  |
| Carbon content / %                       | 10                   |
| Recommended pH range                     | 2.0 – 13.0           |

## General

YMC-Pack Polymer C18 is a reversed phase liquid chromatography packing which provides a broad range of solvent choices and a pH range from 2.0–13. YMC-Pack Polymer C18 is manufactured from a hydrophilic methacrylate polymer which is cross-linked with C18 ligand-containing

reagents. YMC-Pack Polymer C18 offers a maximum application range: a wide variety of compounds such as organic acids, organic amines, peptides, pharmaceuticals and proteins can be separated using YMC-Pack Polymer C18.

## Properties

YMC-Pack Polymer C18 is prepared from a hydrophilic methacrylate polymer bonded with a hydro-phobic octadecylsilane reagent to make the C18 functionality an integral part of the polymeric structure. This gives a three-dimensional polymer matrix which is not based on a silica gel support.

As such, it has no residual silanols or metal impurities to interfere with the separation of basic organic compounds. YMC-Pack Polymer C18 is compatible with all common reversed phase eluents such as water, methanol, acetonitrile and THF. Virtually all aqueous buffers and acid modifiers, such as TFA and phosphoric acid, as well as base modifiers such as sodium hydroxide and ammonium hydroxide can be used. Since it resists shrinking and swelling, YMC-Pack Polymer C18 can be used with eluents ranging in compo-

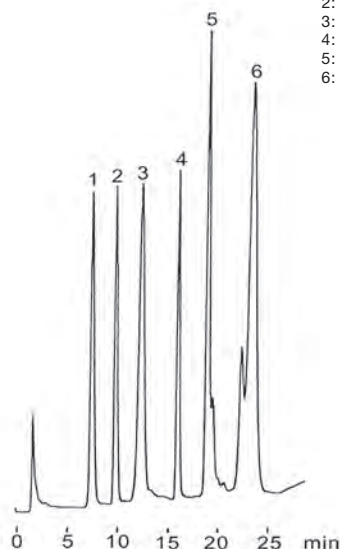
sition from 100% aqueous to 100% organic component. In addition, YMC-Pack Polymer C18 can easily be sterilised by flushing with 0.1M NaOH in 20% acetonitrile/water. The selectivity and retention of YMC-Pack Polymer C18 is similar to standard ODS phases, due to its hydrophobic bonding on a hydrophilic support. Consequently, its selectivity is closer to that of silica-based C18 supports than to styrene/DVB-based supports.

It should be noted that interactions between aromatic or conjugated systems and the methacrylate backbone provides slightly greater retention when compared to silica-based ODS columns, whereas highly aliphatic compounds show greater retention on silica-based ODS supports. YMC-Pack Polymer C18 is also available in preparative particle sizes.

# YMC-Pack Polymer C18

## Applications


### Peptides and proteins



- 1: Met-Enkephalin
- 2: Leu-Enkephalin
- 3: BSA
- 4:  $\alpha$ -Mating factor
- 5: Insulin
- 6: Ovalbumin

Column: YMC-Pack Polymer C18 150 x 4.6 mm ID  
 Part No.: PC99S06-1546WT  
 Eluent: A = acetonitrile / water / TFA (20/80/0.05)  
 B = acetonitrile / water / TFA (45/55/0.05)  
 0-100% B (0-30 min, linear)  
 Flow: 1.0 mL/min  
 Detection: UV at 220 nm, 0.32 AUFS  
 Temperature: 30 °C  
 Injection: 30  $\mu$ L

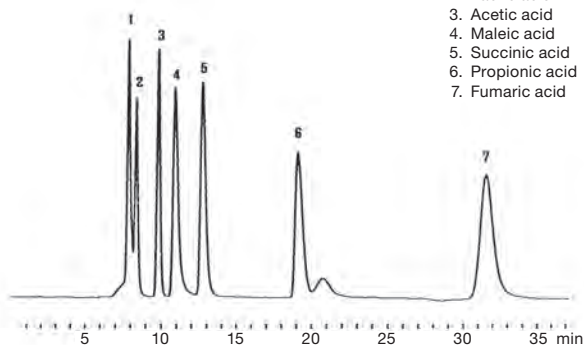
### Aminoalcohols



- 1: Ethanolamine
- 2: Diethanolamine
- 3: N-Methylethanolamine
- 4: Triethanolamine
- 5: N,N-Dimethylethanolamine

Column: YMC-Pack Polymer C18 250 x 6.0 mm ID  
 Part No.: PC99S06-2506WT  
 Eluent: 100 mM  $\text{Na}_2\text{HPO}_4$  / 100 mM NaOH (60/40, pH 12.0)  
 Flow: 0.6 mL/min  
 Detection: UV at 215 nm, 0.32 AUFS  
 Temperature: 20 °C  
 Injection: 50  $\mu$ L (0.2 ~ 3.0 mg/mL)

### Organic acids



- 1: L-Malic acid
- 2: Lactic acid
- 3: Acetic acid
- 4: Maleic acid
- 5: Succinic acid
- 6: Propionic acid
- 7: Fumaric acid

Column: YMC-Pack Polymer C18 250 x 4.6 mm ID  
 Part No.: PC99S06-2546WT  
 Eluent: 0.1% TFA  
 Flow: 0.5 mL/min  
 Detection: UV at 220 nm, 0.08 AUFS  
 Temperature: 30 °C  
 Injection: 10  $\mu$ L (0.016 ~ 2.2 mg/mL)

## Column Care

YMC-Pack Polymer C18 is stable towards hydrolysis between pH 2.0–13.0. Remove acid and buffer salts before storage. Store the column in methanol / water = 70/30. If columns are affected by undesired contaminants or clogged inlet frits which cause back pressure increases,

flush the column with THF in the opposite flow direction. For detailed information please refer to the "Column Care and Use Instructions" which can be downloaded from [www.ymc.de/support-documentation.html](http://www.ymc.de/support-documentation.html).

# YMCbasic

- *alternative bonding approach to reduce peak tailing of basic pharmaceuticals*
- *no need for ion pair reagents or amine modifiers*
- *complementing selectivity to C8 and C18 materials*

| Specifications                           | YMCbasic  |
|--|-----------|
| Particle size / $\mu\text{m}$            | 3; 5      |
| Pore size / nm                           | 20        |
| Surface area / $\text{m}^2\text{g}^{-1}$ | 175       |
| Carbon content / %                       | 7.0       |
| Recommended pH range                     | 2.0 – 7.5 |

## General

The proprietary derivatisation procedure for YMCbasic allows YMC to produce a material with controlled surface coverage, which shows excellent lot-to-lot reproducibility as a result of closely monitoring both the production of the silica support and the bonding process.

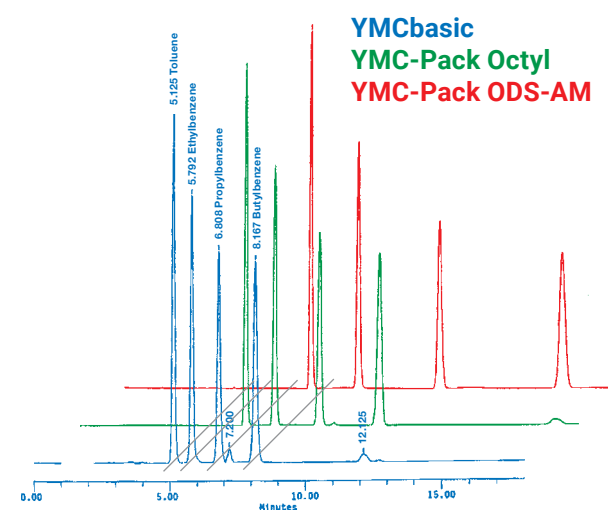
The resulting YMCbasic material shows a different hydrophobicity to C8 or C18 phases as shown in the diagram on this page. Finally, it represents an interesting alternative to short chain selectivities.

## Applications

The result is a phase with true reversed phase characteristics, high resolution and excellent peak symmetry for basic compounds without the need for ion pair reagents or amine modifiers (see separation of anilines using acetonitrile / water eluent). Unlike many base-deactivated phases, YMCbasic is also suitable for separation of acidic compounds, showing slight retention of highly polar acid compounds such as maleate. YMCbasic provides a complementing selectivity seen with conventional C8 and C18 materials, but without peak tailing for basic compounds.

YMCbasic is also available in preparative particle sizes.

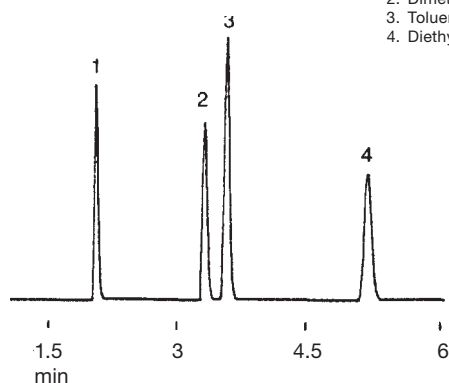
### Hydrophobicity of YMCbasic versus YMC-Pack Octyl and YMC-Pack ODS-AM



Column: 250 x 4.6 mm ID  
 Eluent: acetonitrile / water (75/25)  
 Flow: 1.0 mL/min  
 Detection: UV at 254 nm

# YMCbasic

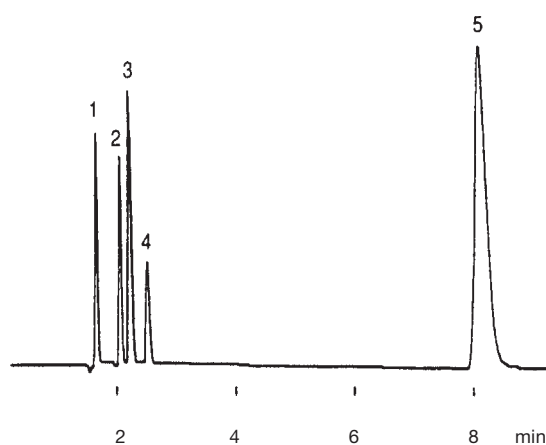
## Anilines and aromatic compounds



1. Phenol
2. Dimethylaniline
3. Toluene
4. Diethylaniline

Column: YMCbasic (5  $\mu$ m) 250 x 4.6 mm ID  
 Part No.: BA99S05-2546WT  
 Eluent: acetonitrile / water (60/40)  
 Flow: 2.0 mL/min  
 Detection: UV at 254 nm

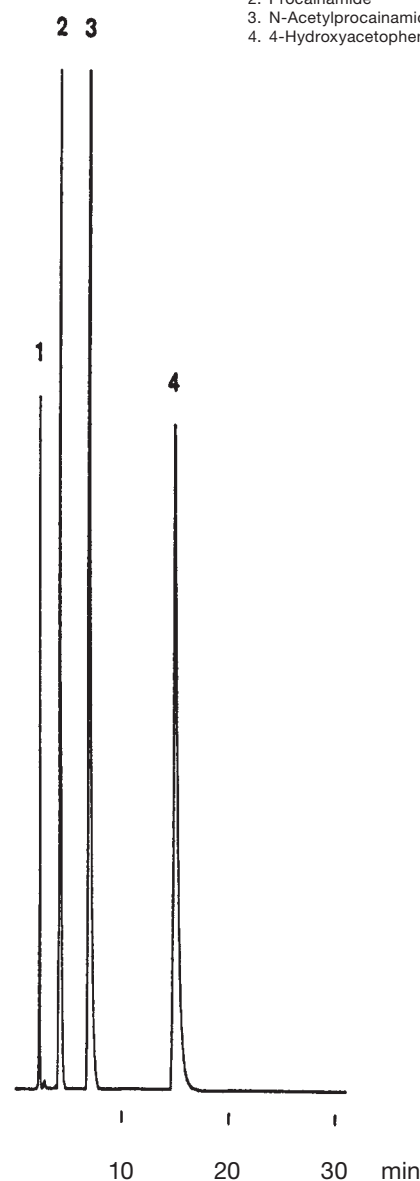
## Cough/cold medicine



1. Maleate
2. Phenylpropanolamine
3. Pseudoephedrine
4. Scopolamine
5. Chlorpheniramine

Column: YMCbasic (5  $\mu$ m) 250 x 4.6 mm ID  
 Part No.: BA99S05-2546WT  
 Eluent: acetonitrile / 0.05 mM  $\text{KH}_2\text{PO}_4$  (pH 3.2) (15/85)  
 Flow: 2.0 mL/min  
 Detection: UV at 254 nm

## Basic compounds



1. Uracil
2. Procainamide
3. N-Acetylprocainamide
4. 4-Hydroxyacetophenone

Column: YMCbasic (5  $\mu$ m) 150 x 4.6 mm ID  
 Part No.: BA99S05-1546WT  
 Eluent: 20 mM  $\text{K}_2\text{HPO}_4$ - $\text{KH}_2\text{PO}_4$  (pH 6.9) / acetonitrile (92/8)  
 Flow: 1.0 mL/min  
 Detection: UV at 254 nm, 0.32 AUFS  
 Temperature: 37  $^{\circ}\text{C}$   
 Injection: 10  $\mu\text{L}$  (30 ~ 300  $\mu\text{g/mL}$ )

## Column Care

The recommend pH range for YMCbasic is 2.0–7.5. Remove acid and buffer salts before storage. Store the column in methanol/ water = 70/30. Clogged inlet frits often can be cleaned by changing the flow direction or replacement.

For detailed information please refer to the "Column Care and Use Instructions" which can be downloaded from [www.ymc.de/support-documentation.html](http://www.ymc.de/support-documentation.html).



# YMC-Pack C<sub>8</sub>

- *alternative phase to C18 with moderate hydrophobicity*
- *fully endcapped, high coverage monomeric bonded chemistry*
- *ideal for method development and routine separations*
- *excellent retention for all types of organic molecules, especially peptides, proteins and pharmaceuticals*

| Specifications                           | YMC-Pack C <sub>8</sub> |           |           |
|--|-------------------------|-----------|-----------|
| Particle size / $\mu\text{m}$            | 3; 5                    | 5         | 5         |
| Pore size / nm                           | 12                      | 20        | 30        |
| Surface area / $\text{m}^2\text{g}^{-1}$ | 330                     | 175       | 100       |
| Carbon content / %                       | 10                      | 7         | 4         |
| Recommended pH range                     | 2.0 - 7.5               | 2.0 - 7.5 | 2.0 - 7.5 |

## General

YMC-Pack C<sub>8</sub> is one of YMC's most commonly used bonded phases and an excellent alternative to C18 selectivities. Due to its moderate hydrophobicity, retention times tend to be shorter than those for ODS phases.

YMC-Pack C<sub>8</sub> is suitable for a wide range of sample types including pharmaceuticals and biologicals with a relatively high hydrophobicity.

## Properties

YMC-Pack C<sub>8</sub> is prepared by exhaustive bonding of a monomeric octylsilane to totally spherical and porous silica gel. The bonded phase is then treated with an exhaustive endcapping process to ensure a high surface coverage leading to a moderate 10% carbon loading on the standard 12 nm pore material. Compared to C18 phases, retention times for hydrophobic molecules will be shorter on C8 material due to the reduced carbon load.

YMC-Pack C<sub>8</sub> is ideally suited for the separation of many compounds that are too strongly retained on C18 phases or which require greater retention than provided by C4 materials.

It is one of the most versatile reversed phase materials and should be considered for the development of new methods. Available in three porosities, YMC-Pack C<sub>8</sub> material will separate many classes of compounds including pharmaceuticals, organic chemicals, peptides, protein and other biological molecules. For preparative applications, choose the smallest pore size which provides adequate retention and resolution. This is because sample loading is generally proportional to surface area. Smaller porosity media provide greater surface area and hence greater loadability. YMC-Pack C<sub>8</sub> is also available in preparative particle sizes.

## Column care

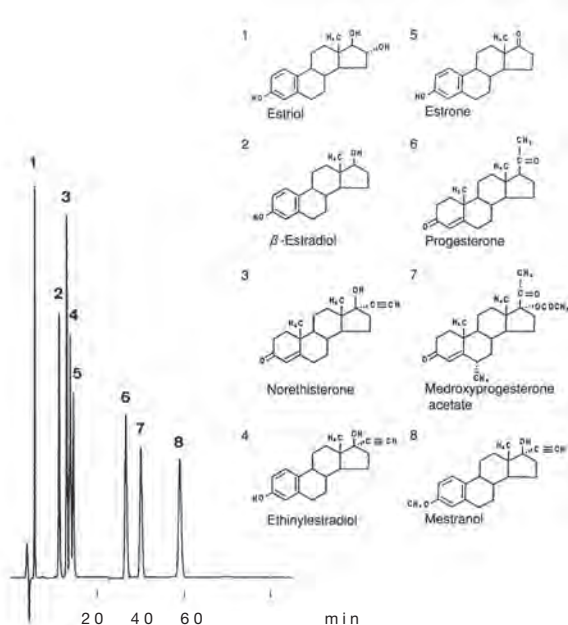
YMC-Pack C<sub>8</sub> is stable towards hydrolysis between pH 2.0-7.5. Remove acid and buffer salts before storage. Store the column in methanol / water = 70/30. If columns are affected by undesired contaminants or clogged inlet

frits which cause back pressure increases, flush the column with THF in the opposite flow direction. For detailed information please refer to the "Column Care and Use Instructions" which can be downloaded from [www.ymc.de](http://www.ymc.de).

# YMC-Pack C<sub>8</sub>

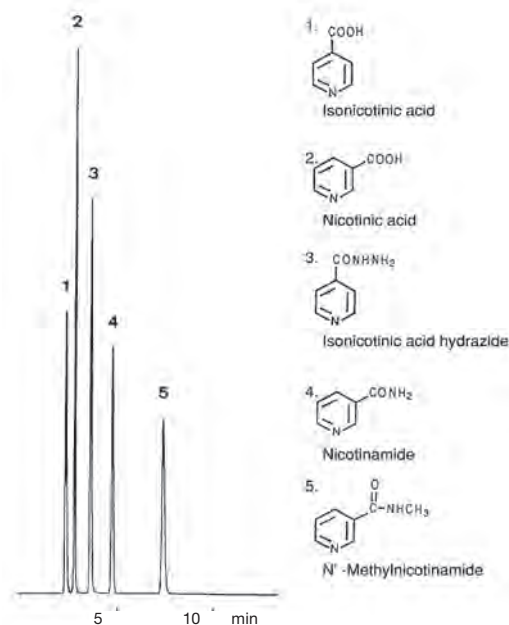
## Applications

### Estrogens and progestins



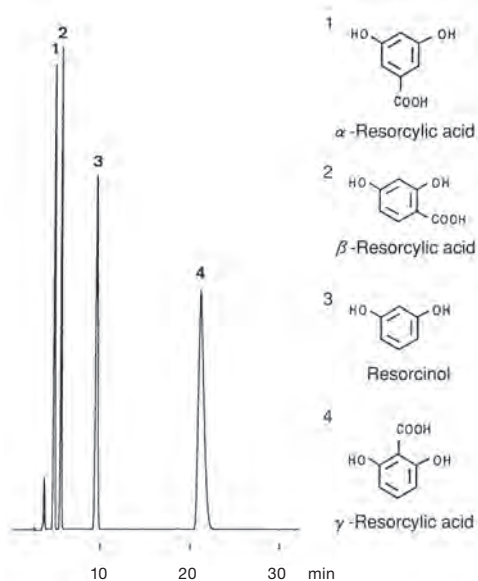
Column: YMC-Pack C<sub>8</sub> (Octyl) (5  $\mu$ m, 12 nm) 250 x 4.6 mm ID  
 Part No.: OC12S05-2546WT  
 Eluent: acetonitrile / THF / water (46/4/50)  
 Flow: 0.7 mL/min  
 Detection: UV at 230 nm, 0.16 AUFS  
 Temperature: 30 °C  
 Injection: 7  $\mu$ L (0.1 mg/mL)

### Nicotinic acid analogues



Column: YMC-Pack C<sub>8</sub> (Octyl) (5  $\mu$ m, 12 nm) 150 x 4.6 mm ID  
 Part No.: OC12S05-1546WT  
 Eluent: acetonitrile / 20 mM KH<sub>2</sub>PO<sub>4</sub> (5/95)  
 Flow: 1.0 mL/min  
 Detection: UV at 260 nm, 0.64 AUFS  
 Temperature: 30 °C  
 Injection: 13  $\mu$ L (0.2 mg/mL)

### Resorcylic acid isomers



Column: YMC-Pack C<sub>8</sub> (Octyl) (5  $\mu$ m, 12 nm) 150 x 4.6 mm ID  
 Part No.: OC12S05-1546WT  
 Eluent: methanol / 100 mM KH<sub>2</sub>PO<sub>4</sub> (10/90)  
 Flow: 0.8 mL/min  
 Detection: UV at 285 nm, 0.16 AUFS  
 Temperature: 37 °C

# YMC-Pack Ph

- *fully endcapped, monomeric phenyl phase directly bonded*
- *unique selectivity due to  $\pi$  -  $\pi$  interactions*
- *preferential retention of aromatic compounds*
- *alternative selectivity to C18, C8 or C4 bonded phases for the analysis of peptides and other biomolecules*

| Specifications                           | YMC-Pack Ph |           |
|--|-------------|-----------|
| Particle size / $\mu\text{m}$            | 3; 5        | 5         |
| Pore size / nm                           | 12          | 30        |
| Surface area / $\text{m}^2\text{g}^{-1}$ | 330         | 100       |
| Carbon content / %                       | 9           | 3         |
| Recommended pH range                     | 2.0 – 7.5   | 2.0 – 7.5 |

## General

YMC-Pack Ph is a high density bonded phase (9% carbon load on 12 nm silica) which is fully endcapped. This results in a superior bonded phase with proven performance and exceptional lifetime for a phenyl reversed phase column.

## Properties

YMC-Pack Ph provides a unique selectivity when compared to aliphatic straight chain reversed phases such as C18, C8 or C4. The  $\pi$ -electrons of the phenyl groups can interact with aromatic residues of an analyte molecule in addition to hydrophobic interactions to increase retention relative to non-aromatic species.

Phenyl phases are convenient for the separation of aromatic compounds and also provide a useful alternative


to C18 or C4 phases for the separation of peptides and proteins on both small pore (12 nm) and wide pore (30 nm) materials. Retention is decreased on wide pore phenyl phases relative to 12 nm phenyl material due to the lower surface area of the wide pore material.

YMC-Pack Ph is also available in preparative particle sizes.

# YMC-Pack Ph

## Applications

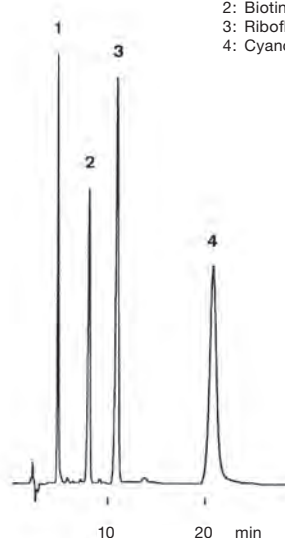
### Sugar nucleotides



- 1: CDP-D-glucose
- 2: UDP-D-glucose
- 3: UDP-N-acetyl-D-glucosamine
- 4: GDP-D-mannose
- 5: ADP-D-glucose

Column: YMC-Pack Ph (5  $\mu$ m, 12 nm) 250 x 4.6 mm ID  
 Part No.: PH12S05-2546WT  
 Eluent: 100 mM triethylamine-acetic acid (pH 6.0)  
 Flow: 1.0 mL/min  
 Detection: UV at 260 nm, 0.16 AUFS  
 Temperature: 37 °C  
 Injection: 5  $\mu$ L (0.27 ~ 0.71 mg/mL)

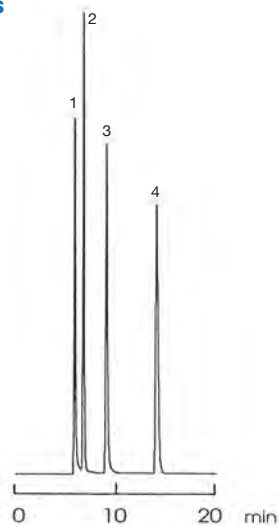
### Water-soluble vitamins



- 1:  $\pi$ -Aminobenzoic acid (PABA)
- 2: Biotin (Vitamin H)
- 3: Riboflavin (Vitamin B<sub>2</sub>)
- 4: Cyanocobalamin (Vitamin B<sub>12</sub>)

Column: YMC-Pack Ph (5  $\mu$ m, 12 nm) 150 x 4.6 mm ID  
 Part No.: PH12S05-1546WT  
 Eluent: acetonitrile / 50 mM NH<sub>4</sub>H<sub>2</sub>PO<sub>4</sub> (10/90)  
 Flow: 1.0 mL/min  
 Detection: UV at 210 nm, 0.16 AUFS  
 Temperature: 37 °C  
 Injection: 10  $\mu$ L (0.02 ~ 0.30 mg/mL)

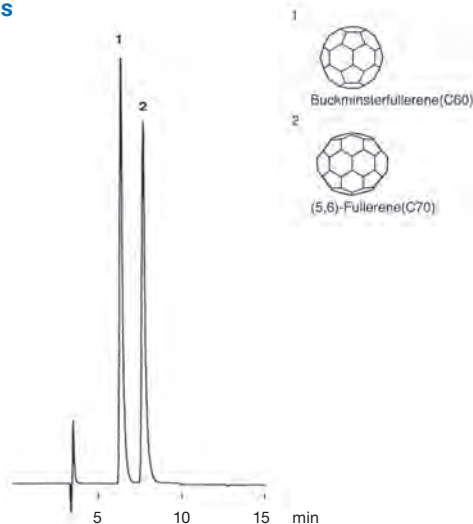
### Polyphenols



- 1: Pyrogallol
- 2: Hydroquinone
- 3: Catechol
- 4: Phenol

Column: YMC-Pack Ph (5  $\mu$ m, 12 nm) 250 x 4.6 mm ID  
 Part No.: PH12S05-2546WT  
 Eluent: 5 mM acetic acid  
 Flow: 1.0 mL/min  
 Detection: UV at 280 nm, 0.32 AUFS  
 Temperature: 25 °C  
 Injection: 20  $\mu$ L

### Fullerenes



Column: YMC-Pack Ph (5  $\mu$ m, 12 nm) 150 x 6.0 mm ID  
 Part No.: PH12S05-1506WT  
 Eluent: hexane / 2-propanol (50/50)  
 Flow: 1.0 mL/min  
 Detection: UV at 350 nm, 0.08 AUFS  
 Temperature: ambient (25 °C)  
 Injection: 4  $\mu$ L (0.125 mg/mL)

## Column care

YMC-Pack Ph is stable towards hydrolysis between pH 2.0–7.5. Remove acid and buffer salts before storage. Store the column in methanol/water = 70/30. If columns are affected by undesired contaminants or clogged inlet frits which cause

back pressure increases, flush the column with THF in the opposite flow direction. For detailed information please refer to the "Column Care and Use Instructions" which can be downloaded from [www.ymc.de/support-documentation.html](http://www.ymc.de/support-documentation.html).

# YMC-Pack C<sub>4</sub>

- *low hydrophobicity material*
- *high coverage monomeric bonded chemistry*
- *ideally suited for separation of biological materials*

| Specifications                           | YMC-Pack C <sub>4</sub> |           |           |
|--|-------------------------|-----------|-----------|
| Particle size / $\mu\text{m}$            | 3; 5                    | 5         | 5         |
| Pore size / nm                           | 12                      | 20        | 30        |
| Surface area / $\text{m}^2\text{g}^{-1}$ | 330                     | 175       | 100       |
| Carbon content / %                       | 47                      | 5         | 3         |
| Recommended pH range                     | 2.0 - 7.5               | 2.0 - 7.5 | 2.0 - 7.5 |

## General

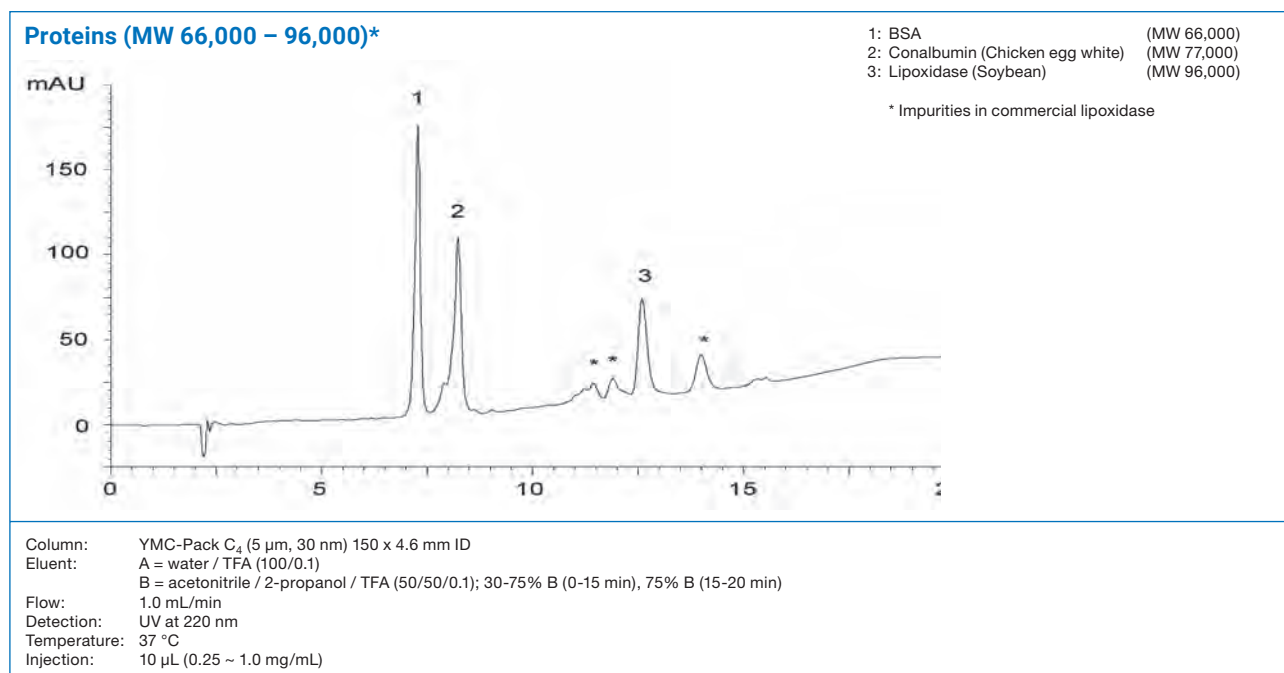
Due to shorter alkyl chains YMC-Pack C<sub>4</sub> has a lower hydrophobicity than both C18 and C8 phases. Therefore retention times of non-polar samples tend to be shorter

on YMC-Pack C<sub>4</sub>, making it an ideal choice for faster separations.

## Properties

YMC-Pack C<sub>4</sub> phases are less hydrophobic and generally require more aqueous buffer than C8 or C18 phases. When compared to C8 or C18 packings using the same eluent, YMC-Pack C<sub>4</sub> shows significantly shorter retention times for nonpolar compounds. Retention of polar compounds, however, is not significantly affected.

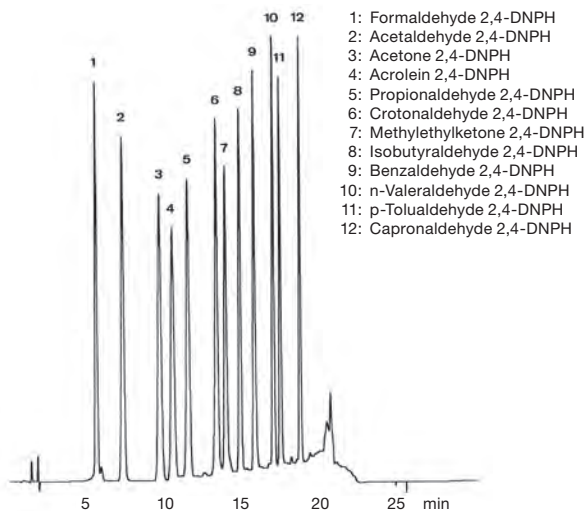
Therefore, mixtures with a wide range of component polarity are best separated by YMC-Pack C<sub>4</sub>. This is because the butyl bonded phase gives shorter retention times while still maintaining high resolution when compared to longer chain bonded chemistries.



# YMC-Pack C<sub>4</sub>

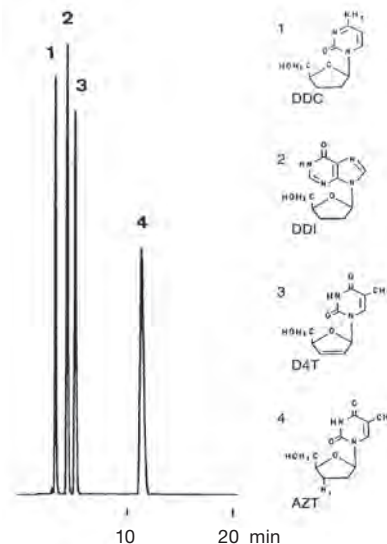
## Applications

### 2,4-Dinitrophenylhydrazones of aldehydes and ketones



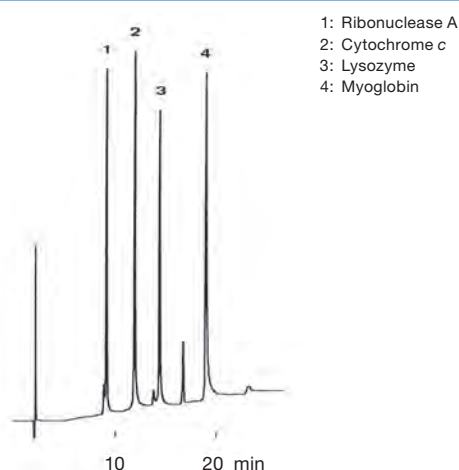
Column: YMC-Pack C<sub>4</sub> (5 µm, 12 nm) 150 x 4.6 mm ID  
 Part No.: BU12S05-1546WT  
 Eluent: A = tetrahydrofuran / water (10/90)  
 B = acetonitrile; 35% B (0-7 min), 35-65% B (7-18 min, linear), 100% B (18-19 min), 35% B (19-35 min)  
 Gradient: 100% B (18-19 min), 35% B (19-35 min)  
 Flow: 1.5 mL/min  
 Detection: UV at 360 nm, 0.01 AUFS  
 Temperature: 30 °C  
 Injection: 11 µL (0.0025 mg/mL)

### Anti-human immunodeficiency virus (HIV) agents



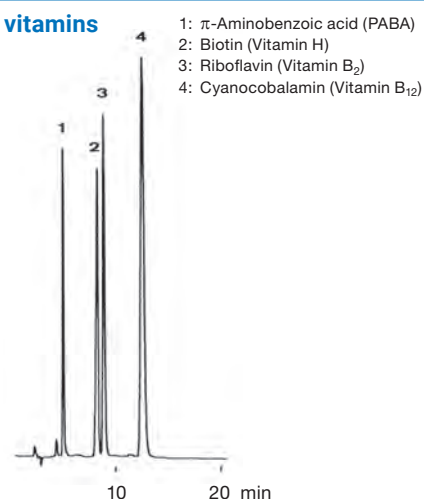
Column: YMC-Pack C<sub>4</sub> (5 µm, 12 nm) 150 x 4.6 mm ID  
 Part No.: BU12S05-1546WT  
 Eluent: methanol / 10 mM KH<sub>2</sub>PO<sub>4</sub> (10/60)  
 Flow: 1.0 mL/min  
 Detection: UV at 254 nm, 0.16 AUFS  
 Temperature: 37 °C  
 Injection: 7 µL (0.125 mg/mL)

### Proteins



Column: YMC-Pack C<sub>4</sub> (5 µm, 30 nm) 150 x 4.6 mm ID  
 Part No.: BU30S05-1546WT  
 Eluent: A) acetonitrile / water / TFA (5/95/0.1)  
 B) acetonitrile / water / TFA (60/40/0.1)  
 Flow: 1.0 mL/min  
 Detection: UV at 220 nm, 0.32 AUFS  
 Temperature: 37 °C  
 Injection: 16 µL (0.16 ~ 0.33 mg/mL)

### Water-soluble vitamins



Column: YMC-Pack C<sub>4</sub> (5 µm, 12 nm) 150 x 4.6 mm ID  
 Part No.: BU12S05-1546WT  
 Eluent: acetonitrile / 50 mM NH<sub>4</sub>H<sub>2</sub>PO<sub>4</sub> (10/90)  
 Flow: 1.0 mL/min  
 Detection: UV at 210 nm, 0.16 AUFS  
 Temperature: 37 °C  
 Injection: 10 µL (0.02 ~ 0.30 mg/mL)

## Column care

YMC-Pack C<sub>4</sub> is stable towards hydrolysis between pH 2.0–7.5. Remove acid and buffer salts before storage. Store the column in methanol / water = 70/30. If columns are affected by undesired contaminants or clogged inlet frits which cause back pressure increases, flush the col-

umn with THF in the opposite flow direction. For detailed information please refer to the "Column Care and Use Instructions" which can be downloaded from [www.ymc.de/support-documentation.html](http://www.ymc.de/support-documentation.html).

## YMC-Pack TMS

- *stationary phase with the lowest hydrophobicity among reversed phase packing materials*
- *intermediate polarity between normal phase silica and other alkyl bonded reversed phases*
- *for fast separations of highly hydrophobic compounds*
- *alternative to C18 for the separation of hydrophilic compounds*

| Specifications                           | YMC-Pack TMS |
|--|--------------|
| Particle size / $\mu\text{m}$            | 3; 5         |
| Pore size / nm                           | 12           |
| Surface area / $\text{m}^2\text{g}^{-1}$ | 330          |
| Carbon content / %                       | 4            |
| Recommended pH range                     | 2.0 – 7.5    |

### General

YMC-Pack TMS is a bonded phase suitable for samples that exhibit strong retention characteristics and are difficult or impossible to separate on conventional reversed phase or normal phase columns.

### Properties

YMC-Pack TMS is bonded with trimethylmonochlorosilane to create a phase with intermediate polarity for separation of extremely hydrophobic compounds using conventional reversed phase solvents and of highly polar compounds using normal phase solvents.

The chemistry of YMC-Pack TMS (C1) is also well-suited

for the analysis of multifunctional compounds. Selectivity characteristics of a C1 bonded phase can be unique, and samples must be tested to determine the suitability of the phase.


YMC-Pack TMS is also available in preparative particle sizes.



# YMC-Pack TMS

## Applications


### Water-soluble vitamins



- 1: L-Ascorbic acid (Vitamin C)
- 2: Orotic acid (Vitamin B<sub>13</sub>)
- 3: Pyrroloquinoline quinone (PQQ)
- 4: Pyridoxine HCl (Vitamin B<sub>6</sub>)
- 5: Nicotinamide

Column: YMC-Pack TMS (5 µm, 12 nm) 150 x 4.6 mm ID  
 Part No.: TM12S05-1546WT  
 Eluent: 100 mM CH<sub>3</sub>COOH / 100 mM CH<sub>3</sub>COONH<sub>4</sub> (30/70, pH 5.1)  
 Flow: 1.0 mL/min  
 Detection: UV at 254 nm, 0.16 AUFS  
 Temperature: 37 °C  
 Injection: 10 µL (0.04 ~ 0.20 mg/mL)

### Water-soluble vitamins



- 1:  $\pi$ -Aminobenzoic acid (PABA)
- 2: Biotin (Vitamin H)
- 3: Riboflavin (Vitamin B<sub>2</sub>)
- 4: Cyanocobalamin (Vitamin B<sub>12</sub>)

Column: YMC-Pack TMS (5 µm, 12 nm) 150 x 4.6 mm ID  
 Part No.: TM12S05-1546WT  
 Eluent: acetonitrile / 50 mM NH<sub>4</sub>H<sub>2</sub>PO<sub>4</sub> (10/90)  
 Flow: 1.0 mL/min  
 Detection: UV at 210 nm, 0.16 AUFS  
 Temperature: 37 °C  
 Injection: 10 µL (0.02 ~ 0.30 mg/mL)

## Column Care

YMC-Pack TMS is stable towards hydrolysis between pH 2.0–7.5. Remove acid and buffer salts before storage. Store the column in methanol / water = 70/30. If columns are affected by undesired contaminants or clogged inlet frits which cause back pressure increases,

flush the column with THF in the opposite flow direction. For detailed information please refer to the "Column Care and Use Instructions" which can be downloaded from [www.ymc.de/support-documentation.html](http://www.ymc.de/support-documentation.html).

# YMC-Pack CN

- *for normal, reversed phase and HILIC applications*
- *silica gel with cyanopropyl groups*
- *faster column equilibration than normal silica gel*
- *most polar reversed phase column*

| Specifications                           | YMC-Pack CN |           |
|--|-------------|-----------|
| Particle size / $\mu\text{m}$            | 3; 5        | 5         |
| Pore size / nm                           | 12          | 30        |
| Surface area / $\text{m}^2\text{g}^{-1}$ | 330         | 100       |
| Carbon content / %                       | 7           | 3         |
| Recommended pH range                     | 2.0 – 7.5   | 2.0 – 7.5 |

## General

In reversed phase mode, cyano (nitrile) phases are the most polar and least retentive of all reversed phase supports. Extremely hydrophobic compounds, which do not elute on standard C18 and C8 columns with typical reversed phase

eluent, can be separated using cyano phases. Separations using reversed and normal phase and HILIC mechanisms can be carried out using this material.

## Properties

The cyano chemistry of YMC-Pack CN provides a different selectivity from both phenyl and standard aliphatic (C18, C8 or C4) reversed phases. It is useful for quick and simple analysis of compounds that differ greatly in hydrophobicity, without the need to use gradient elution chromatography. Cyano packings also provide an alternative to silica material in normal phase chromatography, where bonded

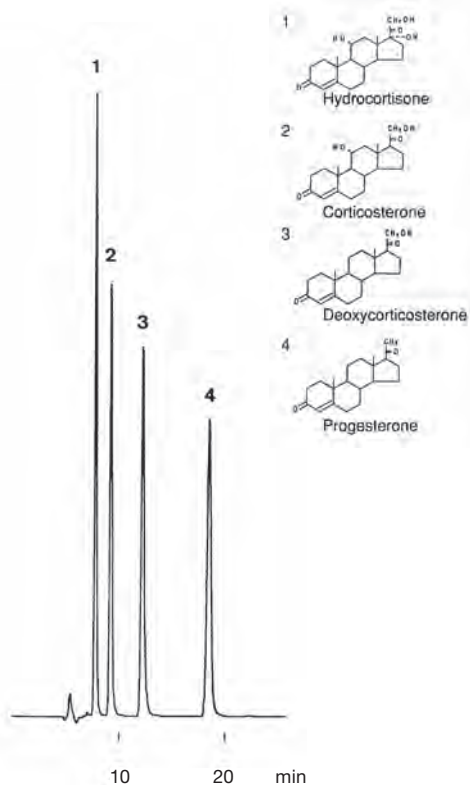
normal phase packings have the advantage of faster equilibration, more uniform surface activity and increased resistance to dissolution.

To extend column lifetime continued switching between normal and reversed phase solvents should be avoided. YMC-Pack CN is also available in preparative particle sizes.

# YMC-Pack CN

## Applications

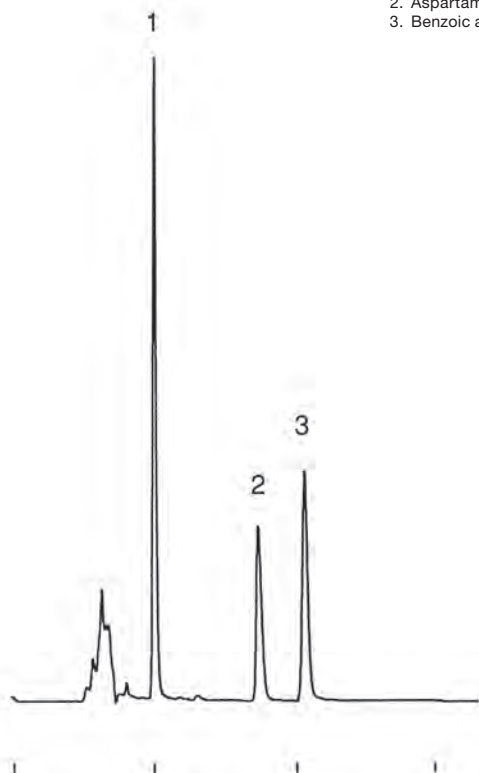
### Steroids



Column: YMC-Pack CN (5  $\mu$ m, 12 nm) 250 x 4.6 mm ID  
 Part No.: CN12S05-2546WT  
 Eluent: acetonitrile / water (40/60)  
 Flow: 0.6 mL/min  
 Detection: UV at 254 nm, 0.32 AUFS  
 Temperature: 30 °C  
 Injection: 3  $\mu$ L (0.25 mg/mL)

### Aspartame in a soft drink

1. Caffeine
2. Aspartame
3. Benzoic acid



Column: YMC-Pack CN (5  $\mu$ m, 12 nm) 250 x 4.6 mm ID  
 Part No.: CN12S05-2546WT  
 Eluent: acetonitrile / water / TFA (15/85/0.05)  
 Flow: 0.5 mL/min  
 Detection: UV at 220 nm, 0.64 AUFS  
 Temperature: 30 °C  
 Injection: 5  $\mu$ L

## Column Care

YMC-Pack CN is stable towards hydrolysis between pH 2.0–7.5. Remove acid and buffer salts before storage. For detailed information please refer to the "Column Care and Use Instructions" which can be downloaded from [www.ymc.de/support-documentation.html](http://www.ymc.de/support-documentation.html).

# Ordering Information

## 12 nm, 3 µm HPLC columns (Waters type hardware, WT)

| Phase           | Column ID [mm] | Column length [mm] |                |                |                | Guard cartridges* with 10 mm length |
|-----------------|----------------|--------------------|----------------|----------------|----------------|-------------------------------------|
|                 |                | 50                 | 100            | 150            | 250            |                                     |
|                 |                |                    |                |                |                | (pack of 5)                         |
| YMC-Pack ODS-AQ | 2.0            | AQ12S03-0502WT     | AQ12S03-1002WT | AQ12S03-1502WT | AQ12S03-2502WT | AQ12S03-01Q1GC                      |
|                 | 2.1            | AQ12S03-05Q1WT     | AQ12S03-10Q1WT | AQ12S03-15Q1WT | AQ12S03-25Q1WT | AQ12S03-01Q1GC                      |
|                 | 3.0            | AQ12S03-0503WT     | AQ12S03-1003WT | AQ12S03-1503WT | AQ12S03-2503WT | AQ12S03-01Q3GC                      |
|                 | 4.0            | AQ12S03-0504WT     | AQ12S03-1004WT | AQ12S03-1504WT | AQ12S03-2504WT | AQ12S03-01Q4GC                      |
|                 | 4.6            | AQ12S03-0546WT     | AQ12S03-1046WT | AQ12S03-1546WT | AQ12S03-2546WT | AQ12S03-01Q4GC                      |
| YMC-Pack ODS-A  | 2.0            | AA12S03-0502WT     | AA12S03-1002WT | AA12S03-1502WT | AA12S03-2502WT | AA12S03-01Q1GC                      |
|                 | 2.1            | AA12S03-05Q1WT     | AA12S03-10Q1WT | AA12S03-15Q1WT | AA12S03-25Q1WT | AA12S03-01Q1GC                      |
|                 | 3.0            | AA12S03-0503WT     | AA12S03-1003WT | AA12S03-1503WT | AA12S03-2503WT | AA12S03-01Q3GC                      |
|                 | 4.0            | AA12S03-0504WT     | AA12S03-1004WT | AA12S03-1504WT | AA12S03-2504WT | AA12S03-01Q4GC                      |
|                 | 4.6            | AA12S03-0546WT     | AA12S03-1046WT | AA12S03-1546WT | AA12S03-2546WT | AA12S03-01Q4GC                      |
| YMC-Pack ODS-AM | 2.0            | AM12S03-0502WT     | AM12S03-1002WT | AM12S03-1502WT | AM12S03-2502WT | AM12S03-01Q1GC                      |
|                 | 2.1            | AM12S03-05Q1WT     | AM12S03-10Q1WT | AM12S03-15Q1WT | AM12S03-25Q1WT | AM12S03-01Q1GC                      |
|                 | 3.0            | AM12S03-0503WT     | AM12S03-1003WT | AM12S03-1503WT | AM12S03-2503WT | AM12S03-01Q3GC                      |
|                 | 4.0            | AM12S03-0504WT     | AM12S03-1004WT | AM12S03-1504WT | AM12S03-2504WT | AM12S03-01Q4GC                      |
|                 | 4.6            | AM12S03-0546WT     | AM12S03-1046WT | AM12S03-1546WT | AM12S03-2546WT | AM12S03-01Q4GC                      |
| YMC-Pack C8     | 2.0            | OC12S03-0502WT     | OC12S03-1002WT | OC12S03-1502WT | OC12S03-2502WT | OC12S03-01Q1GC                      |
|                 | 2.1            | OC12S03-05Q1WT     | OC12S03-10Q1WT | OC12S03-15Q1WT | OC12S03-25Q1WT | OC12S03-01Q1GC                      |
|                 | 3.0            | OC12S03-0503WT     | OC12S03-1003WT | OC12S03-1503WT | OC12S03-2503WT | OC12S03-01Q3GC                      |
|                 | 4.0            | OC12S03-0504WT     | OC12S03-1004WT | OC12S03-1504WT | OC12S03-2504WT | OC12S03-01Q4GC                      |
|                 | 4.6            | OC12S03-0546WT     | OC12S03-1046WT | OC12S03-1546WT | OC12S03-2546WT | OC12S03-01Q4GC                      |
| YMC-Pack C4     | 2.0            | BU12S03-0502WT     | BU12S03-1002WT | BU12S03-1502WT | BU12S03-2502WT | BU12S03-01Q1GC                      |
|                 | 2.1            | BU12S03-05Q1WT     | BU12S03-10Q1WT | BU12S03-15Q1WT | BU12S03-25Q1WT | BU12S03-01Q1GC                      |
|                 | 3.0            | BU12S03-0503WT     | BU12S03-1003WT | BU12S03-1503WT | BU12S03-2503WT | BU12S03-01Q3GC                      |
|                 | 4.0            | BU12S03-0504WT     | BU12S03-1004WT | BU12S03-1504WT | BU12S03-2504WT | BU12S03-01Q4GC                      |
|                 | 4.6            | BU12S03-0546WT     | BU12S03-1046WT | BU12S03-1546WT | BU12S03-2546WT | BU12S03-01Q4GC                      |
| YMC-Pack Ph     | 2.0            | PH12S03-0502WT     | PH12S03-1002WT | PH12S03-1502WT | PH12S03-2502WT | PH12S03-01Q1GC                      |
|                 | 2.1            | PH12S03-05Q1WT     | PH12S03-10Q1WT | PH12S03-15Q1WT | PH12S03-25Q1WT | PH12S03-01Q1GC                      |
|                 | 3.0            | PH12S03-0503WT     | PH12S03-1003WT | PH12S03-1503WT | PH12S03-2503WT | PH12S03-01Q3GC                      |
|                 | 4.0            | PH12S03-0504WT     | PH12S03-1004WT | PH12S03-1504WT | PH12S03-2504WT | PH12S03-01Q4GC                      |
|                 | 4.6            | PH12S03-0546WT     | PH12S03-1046WT | PH12S03-1546WT | PH12S03-2546WT | PH12S03-01Q4GC                      |
| YMC-Pack TMS    | 2.0            | TM12S03-0502WT     | TM12S03-1002WT | TM12S03-1502WT | TM12S03-2502WT | TM12S03-01Q1GC                      |
|                 | 2.1            | TM12S03-05Q1WT     | TM12S03-10Q1WT | TM12S03-15Q1WT | TM12S03-25Q1WT | TM12S03-01Q1GC                      |
|                 | 3.0            | TM12S03-0503WT     | TM12S03-1003WT | TM12S03-1503WT | TM12S03-2503WT | TM12S03-01Q3GC                      |
|                 | 4.0            | TM12S03-0504WT     | TM12S03-1004WT | TM12S03-1504WT | TM12S03-2504WT | TM12S03-01Q4GC                      |
|                 | 4.6            | TM12S03-0546WT     | TM12S03-1046WT | TM12S03-1546WT | TM12S03-2546WT | TM12S03-01Q4GC                      |
| YMC-Pack CN     | 2.0            | CN12S03-0502WT     | CN12S03-1002WT | CN12S03-1502WT | CN12S03-2502WT | CN12S03-01Q1GC                      |
|                 | 2.1            | CN12S03-05Q1WT     | CN12S03-10Q1WT | CN12S03-15Q1WT | CN12S03-25Q1WT | CN12S03-01Q1GC                      |
|                 | 3.0            | CN12S03-0503WT     | CN12S03-1003WT | CN12S03-1503WT | CN12S03-2503WT | CN12S03-01Q3GC                      |
|                 | 4.0            | CN12S03-0504WT     | CN12S03-1004WT | CN12S03-1504WT | CN12S03-2504WT | CN12S03-01Q4GC                      |
|                 | 4.6            | CN12S03-0546WT     | CN12S03-1046WT | CN12S03-1546WT | CN12S03-2546WT | CN12S03-01Q4GC                      |

\*Guard cartridge holder required, part no. XPGCH-Q1

# Ordering Information

## 12 nm, 3 µm HPLC cartridge columns (Quick type hardware, QT)

| Phase           | Column ID [mm] | Column length [mm] |                |                |                | Guard cartridges* with 10 mm length |
|-----------------|----------------|--------------------|----------------|----------------|----------------|-------------------------------------|
|                 |                | 50                 | 100            | 150            | 250            |                                     |
|                 |                |                    |                |                |                | (pack of 5)                         |
| YMC-Pack ODS-AQ | 2.1            | AQ12S03-05Q1QT     | AQ12S03-10Q1QT | AQ12S03-15Q1QT | AQ12S03-25Q1QT | AQ12S03-01Q1GC                      |
|                 | 3.0            | AQ12S03-05Q3QT     | AQ12S03-10Q3QT | AQ12S03-15Q3QT | AQ12S03-25Q3QT | AQ12S03-01Q3GC                      |
|                 | 4.0            | AQ12S03-05Q4QT     | AQ12S03-10Q4QT | AQ12S03-15Q4QT | AQ12S03-25Q4QT | AQ12S03-01Q4GC                      |
| YMC-Pack ODS-A  | 2.1            | AA12S03-05Q1QT     | AA12S03-10Q1QT | AA12S03-15Q1QT | AA12S03-25Q1QT | AA12S03-01Q1GC                      |
|                 | 3.0            | AA12S03-05Q3QT     | AA12S03-10Q3QT | AA12S03-15Q3QT | AA12S03-25Q3QT | AA12S03-01Q3GC                      |
|                 | 4.0            | AA12S03-05Q4QT     | AA12S03-10Q4QT | AA12S03-15Q4QT | AA12S03-25Q4QT | AA12S03-01Q4GC                      |
| YMC-Pack ODS-AM | 2.1            | AM12S03-05Q1QT     | AM12S03-10Q1QT | AM12S03-15Q1QT | AM12S03-25Q1QT | AM12S03-01Q1GC                      |
|                 | 3.0            | AM12S03-05Q3QT     | AM12S03-10Q3QT | AM12S03-15Q3QT | AM12S03-25Q3QT | AM12S03-01Q3GC                      |
|                 | 4.0            | AM12S03-05Q4QT     | AM12S03-10Q4QT | AM12S03-15Q4QT | AM12S03-25Q4QT | AM12S03-01Q4GC                      |
| YMC-Pack C8     | 2.1            | OC12S03-05Q1QT     | OC12S03-10Q1QT | OC12S03-15Q1QT | OC12S03-25Q1QT | OC12S03-01Q1GC                      |
|                 | 3.0            | OC12S03-05Q3QT     | OC12S03-10Q3QT | OC12S03-15Q3QT | OC12S03-25Q3QT | OC12S03-01Q3GC                      |
|                 | 4.0            | OC12S03-05Q4QT     | OC12S03-10Q4QT | OC12S03-15Q4QT | OC12S03-25Q4QT | OC12S03-01Q4GC                      |
| YMC-Pack C4     | 2.1            | BU12S03-05Q1QT     | BU12S03-10Q1QT | BU12S03-15Q1QT | BU12S03-25Q1QT | BU12S03-01Q1GC                      |
|                 | 3.0            | BU12S03-05Q3QT     | BU12S03-10Q3QT | BU12S03-15Q3QT | BU12S03-25Q3QT | BU12S03-01Q3GC                      |
|                 | 4.0            | BU12S03-05Q4QT     | BU12S03-10Q4QT | BU12S03-15Q4QT | BU12S03-25Q4QT | BU12S03-01Q4GC                      |
| YMC-Pack Ph     | 2.1            | PH12S03-05Q1QT     | PH12S03-10Q1QT | PH12S03-15Q1QT | PH12S03-25Q1QT | PH12S03-01Q1GC                      |
|                 | 3.0            | PH12S03-05Q3QT     | PH12S03-10Q3QT | PH12S03-15Q3QT | PH12S03-25Q3QT | PH12S03-01Q3GC                      |
|                 | 4.0            | PH12S03-05Q4QT     | PH12S03-10Q4QT | PH12S03-15Q4QT | PH12S03-25Q4QT | PH12S03-01Q4GC                      |
| YMC-Pack TMS    | 2.1            | TM12S03-05Q1QT     | TM12S03-10Q1QT | TM12S03-15Q1QT | TM12S03-25Q1QT | TM12S03-01Q1GC                      |
|                 | 3.0            | TM12S03-05Q3QT     | TM12S03-10Q3QT | TM12S03-15Q3QT | TM12S03-25Q3QT | TM12S03-01Q3GC                      |
|                 | 4.0            | TM12S03-05Q4QT     | TM12S03-10Q4QT | TM12S03-15Q4QT | TM12S03-25Q4QT | TM12S03-01Q4GC                      |
| YMC-Pack CN     | 2.1            | CN12S03-05Q1QT     | CN12S03-10Q1QT | CN12S03-15Q1QT | CN12S03-25Q1QT | CN12S03-01Q1GC                      |
|                 | 3.0            | CN12S03-05Q3QT     | CN12S03-10Q3QT | CN12S03-15Q3QT | CN12S03-25Q3QT | CN12S03-01Q3GC                      |
|                 | 4.0            | CN12S03-05Q4QT     | CN12S03-10Q4QT | CN12S03-15Q4QT | CN12S03-25Q4QT | CN12S03-01Q4GC                      |

\*Guard cartridge holder required, part no. XPGCH-Q1

# Ordering Information

## 20 nm, 3 µm HPLC columns (Waters type hardware, WT)

| Phase           | Column ID [mm] | Column length [mm] |                |                |                | Guard cartridges* with 10 mm length |
|-----------------|----------------|--------------------|----------------|----------------|----------------|-------------------------------------|
|                 |                | 50                 | 100            | 150            | 250            |                                     |
|                 |                |                    |                |                |                | (pack of 5)                         |
| YMC-Pack ODS-AQ | 2.0            | AQ20S03-0502WT     | AQ20S03-1002WT | AQ20S03-1502WT | AQ20S03-2502WT | AQ20S03-01Q1GC                      |
|                 | 2.1            | AQ20S03-05Q1WT     | AQ20S03-10Q1WT | AQ20S03-15Q1WT | AQ20S03-25Q1WT | AQ20S03-01Q1GC                      |
|                 | 3.0            | AQ20S03-0503WT     | AQ20S03-1003WT | AQ20S03-1503WT | AQ20S03-2503WT | AQ20S03-0103GC                      |
|                 | 4.0            | AQ20S03-0504WT     | AQ20S03-1004WT | AQ20S03-1504WT | AQ20S03-2504WT | AQ20S03-0104GC                      |
|                 | 4.6            | AQ20S03-0546WT     | AQ20S03-1046WT | AQ20S03-1546WT | AQ20S03-2546WT | AQ20S03-0104GC                      |
| YMC-Pack ODS-A  | 2.0            | AA20S03-0502WT     | AA20S03-1002WT | AA20S03-1502WT | AA20S03-2502WT | AA20S03-01Q1GC                      |
|                 | 2.1            | AA20S03-05Q1WT     | AA20S03-10Q1WT | AA20S03-15Q1WT | AA20S03-25Q1WT | AA20S03-01Q1GC                      |
|                 | 3.0            | AA20S03-0503WT     | AA20S03-1003WT | AA20S03-1503WT | AA20S03-2503WT | AA20S03-0103GC                      |
|                 | 4.0            | AA20S03-0504WT     | AA20S03-1004WT | AA20S03-1504WT | AA20S03-2504WT | AA20S03-0104GC                      |
|                 | 4.6            | AA20S03-0546WT     | AA20S03-1046WT | AA20S03-1546WT | AA20S03-2546WT | AA20S03-0104GC                      |
| YMCbasic        | 2.0            | BA99S03-0502WT     | BA99S03-1002WT | BA99S03-1502WT | BA99S03-2502WT | BA99S03-01Q1GC                      |
|                 | 2.1            | BA99S03-05Q1WT     | BA99S03-10Q1WT | BA99S03-15Q1WT | BA99S03-25Q1WT | BA99S03-01Q1GC                      |
|                 | 3.0            | BA99S03-0503WT     | BA99S03-1003WT | BA99S03-1503WT | BA99S03-2503WT | BA99S03-0103GC                      |
|                 | 4.0            | BA99S03-0504WT     | BA99S03-1004WT | BA99S03-1504WT | BA99S03-2504WT | BA99S03-0104GC                      |
|                 | 4.6            | BA99S03-0546WT     | BA99S03-1046WT | BA99S03-1546WT | BA99S03-2546WT | BA99S03-0104GC                      |

## 20 nm, 3 µm HPLC cartridge columns (Quick type hardware, QT)

| Phase           | Column ID [mm] | Column length [mm] |                |                |                | Guard cartridges* with 10 mm length |
|-----------------|----------------|--------------------|----------------|----------------|----------------|-------------------------------------|
|                 |                | 50                 | 100            | 150            | 250            |                                     |
|                 |                |                    |                |                |                | (pack of 5)                         |
| YMC-Pack ODS-AQ | 2.1            | AQ20S03-05Q1QT     | AQ20S03-10Q1QT | AQ20S03-15Q1QT | AQ20S03-25Q1QT | AQ20S03-01Q1GC                      |
|                 | 3.0            | AQ20S03-0503QT     | AQ20S03-1003QT | AQ20S03-1503QT | AQ20S03-2503QT | AQ20S03-0103GC                      |
|                 | 4.0            | AQ20S03-0504QT     | AQ20S03-1004QT | AQ20S03-1504QT | AQ20S03-2504QT | AQ20S03-0104GC                      |
| YMC-Pack ODS-A  | 2.1            | AA20S03-05Q1QT     | AA20S03-10Q1QT | AA20S03-15Q1QT | AA20S03-25Q1QT | AA20S03-01Q1GC                      |
|                 | 3.0            | AA20S03-0503QT     | AA20S03-1003QT | AA20S03-1503QT | AA20S03-2503QT | AA20S03-0103GC                      |
|                 | 4.0            | AA20S03-0504QT     | AA20S03-1004QT | AA20S03-1504QT | AA20S03-2504QT | AA20S03-0104GC                      |
| YMCbasic        | 2.1            | BA99S03-05Q1QT     | BA99S03-10Q1QT | BA99S03-15Q1QT | BA99S03-25Q1QT | BA99S03-01Q1GC                      |
|                 | 3.0            | BA99S03-0503QT     | BA99S03-1003QT | BA99S03-1503QT | BA99S03-2503QT | BA99S03-0103GC                      |
|                 | 4.0            | BA99S03-0504QT     | BA99S03-1004QT | BA99S03-1504QT | BA99S03-2504QT | BA99S03-0104GC                      |

\*Guard cartridge holder required, part no. XPGCH-Q1

# Ordering Information

## 12 nm, 5 µm HPLC columns (Waters type hardware, WT)

| Phase           | Column ID [mm] | Column length [mm] |                |                |                | Guard cartridges* with 10 mm length |
|-----------------|----------------|--------------------|----------------|----------------|----------------|-------------------------------------|
|                 |                | 50                 | 100            | 150            | 250            | (pack of 5)                         |
| YMC-Pack ODS-AQ | 2.0            | AQ12S05-0502WT     | AQ12S05-1002WT | AQ12S05-1502WT | AQ12S05-2502WT | AQ12S05-01Q1GC                      |
|                 | 2.1            | AQ12S05-05Q1WT     | AQ12S05-10Q1WT | AQ12S05-15Q1WT | AQ12S05-25Q1WT | AQ12S05-01Q1GC                      |
|                 | 3.0            | AQ12S05-0503WT     | AQ12S05-1003WT | AQ12S05-1503WT | AQ12S05-2503WT | AQ12S05-0103GC                      |
|                 | 4.0            | AQ12S05-0504WT     | AQ12S05-1004WT | AQ12S05-1504WT | AQ12S05-2504WT | AQ12S05-0104GC                      |
|                 | 4.6            | AQ12S05-0546WT     | AQ12S05-1046WT | AQ12S05-1546WT | AQ12S05-2546WT | AQ12S05-0104GC                      |
| YMC-Pack ODS-A  | 2.0            | AA12S05-0502WT     | AA12S05-1002WT | AA12S05-1502WT | AA12S05-2502WT | AA12S05-01Q1GC                      |
|                 | 2.1            | AA12S05-05Q1WT     | AA12S05-10Q1WT | AA12S05-15Q1WT | AA12S05-25Q1WT | AA12S05-01Q1GC                      |
|                 | 3.0            | AA12S05-0503WT     | AA12S05-1003WT | AA12S05-1503WT | AA12S05-2503WT | AA12S05-0103GC                      |
|                 | 4.0            | AA12S05-0504WT     | AA12S05-1004WT | AA12S05-1504WT | AA12S05-2504WT | AA12S05-0104GC                      |
|                 | 4.6            | AA12S05-0546WT     | AA12S05-1046WT | AA12S05-1546WT | AA12S05-2546WT | AA12S05-0104GC                      |
| YMC-Pack ODS-AM | 2.0            | AM12S05-0502WT     | AM12S05-1002WT | AM12S05-1502WT | AM12S05-2502WT | AM12S05-01Q1GC                      |
|                 | 2.1            | AM12S05-05Q1WT     | AM12S05-10Q1WT | AM12S05-15Q1WT | AM12S05-25Q1WT | AM12S05-01Q1GC                      |
|                 | 3.0            | AM12S05-0503WT     | AM12S05-1003WT | AM12S05-1503WT | AM12S05-2503WT | AM12S05-0103GC                      |
|                 | 4.0            | AM12S05-0504WT     | AM12S05-1004WT | AM12S05-1504WT | AM12S05-2504WT | AM12S05-0104GC                      |
|                 | 4.6            | AM12S05-0546WT     | AM12S05-1046WT | AM12S05-1546WT | AM12S05-2546WT | AM12S05-0104GC                      |
| YMC-Pack ODS-AL | 2.0            | AL12S05-0502WT     | AL12S05-1002WT | AL12S05-1502WT | AL12S05-2502WT | AL12S05-01Q1GC                      |
|                 | 2.1            | AL12S05-05Q1WT     | AL12S05-10Q1WT | AL12S05-15Q1WT | AL12S05-25Q1WT | AL12S05-01Q1GC                      |
|                 | 3.0            | AL12S05-0503WT     | AL12S05-1003WT | AL12S05-1503WT | AL12S05-2503WT | AL12S05-0103GC                      |
|                 | 4.0            | AL12S05-0504WT     | AL12S05-1004WT | AL12S05-1504WT | AL12S05-2504WT | AL12S05-0104GC                      |
|                 | 4.6            | AL12S05-0546WT     | AL12S05-1046WT | AL12S05-1546WT | AL12S05-2546WT | AL12S05-0104GC                      |
| YMC-Pack C8     | 2.0            | OC12S05-0502WT     | OC12S05-1002WT | OC12S05-1502WT | OC12S05-2502WT | OC12S05-01Q1GC                      |
|                 | 2.1            | OC12S05-05Q1WT     | OC12S05-10Q1WT | OC12S05-15Q1WT | OC12S05-25Q1WT | OC12S05-01Q1GC                      |
|                 | 3.0            | OC12S05-0503WT     | OC12S05-1003WT | OC12S05-1503WT | OC12S05-2503WT | OC12S05-0103GC                      |
|                 | 4.0            | OC12S05-0504WT     | OC12S05-1004WT | OC12S05-1504WT | OC12S05-2504WT | OC12S05-0104GC                      |
|                 | 4.6            | OC12S05-0546WT     | OC12S05-1046WT | OC12S05-1546WT | OC12S05-2546WT | OC12S05-0104GC                      |
| YMC-Pack C4     | 2.0            | BU12S05-0502WT     | BU12S05-1002WT | BU12S05-1502WT | BU12S05-2502WT | BU12S05-01Q1GC                      |
|                 | 2.1            | BU12S05-05Q1WT     | BU12S05-10Q1WT | BU12S05-15Q1WT | BU12S05-25Q1WT | BU12S05-01Q1GC                      |
|                 | 3.0            | BU12S05-0503WT     | BU12S05-1003WT | BU12S05-1503WT | BU12S05-2503WT | BU12S05-0103GC                      |
|                 | 4.0            | BU12S05-0504WT     | BU12S05-1004WT | BU12S05-1504WT | BU12S05-2504WT | BU12S05-0104GC                      |
|                 | 4.6            | BU12S05-0546WT     | BU12S05-1046WT | BU12S05-1546WT | BU12S05-2546WT | BU12S05-0104GC                      |
| YMC-Pack Ph     | 2.0            | PH12S05-0502WT     | PH12S05-1002WT | PH12S05-1502WT | PH12S05-2502WT | PH12S05-01Q1GC                      |
|                 | 2.1            | PH12S05-05Q1WT     | PH12S05-10Q1WT | PH12S05-15Q1WT | PH12S05-25Q1WT | PH12S05-01Q1GC                      |
|                 | 3.0            | PH12S05-0503WT     | PH12S05-1003WT | PH12S05-1503WT | PH12S05-2503WT | PH12S05-0103GC                      |
|                 | 4.0            | PH12S05-0504WT     | PH12S05-1004WT | PH12S05-1504WT | PH12S05-2504WT | PH12S05-0104GC                      |
|                 | 4.6            | PH12S05-0546WT     | PH12S05-1046WT | PH12S05-1546WT | PH12S05-2546WT | PH12S05-0104GC                      |
| YMC-Pack TMS    | 2.0            | TM12S05-0502WT     | TM12S05-1002WT | TM12S05-1502WT | TM12S05-2502WT | TM12S05-01Q1GC                      |
|                 | 2.1            | TM12S05-05Q1WT     | TM12S05-10Q1WT | TM12S05-15Q1WT | TM12S05-25Q1WT | TM12S05-01Q1GC                      |
|                 | 3.0            | TM12S05-0503WT     | TM12S05-1003WT | TM12S05-1503WT | TM12S05-2503WT | TM12S05-0103GC                      |
|                 | 4.0            | TM12S05-0504WT     | TM12S05-1004WT | TM12S05-1504WT | TM12S05-2504WT | TM12S05-0104GC                      |
|                 | 4.6            | TM12S05-0546WT     | TM12S05-1046WT | TM12S05-1546WT | TM12S05-2546WT | TM12S05-0104GC                      |
| YMC-Pack CN     | 2.0            | CN12S05-0502WT     | CN12S05-1002WT | CN12S05-1502WT | CN12S05-2502WT | CN12S05-01Q1GC                      |
|                 | 2.1            | CN12S05-05Q1WT     | CN12S05-10Q1WT | CN12S05-15Q1WT | CN12S05-25Q1WT | CN12S05-01Q1GC                      |
|                 | 3.0            | CN12S05-0503WT     | CN12S05-1003WT | CN12S05-1503WT | CN12S05-2503WT | CN12S05-0103GC                      |
|                 | 4.0            | CN12S05-0504WT     | CN12S05-1004WT | CN12S05-1504WT | CN12S05-2504WT | CN12S05-0104GC                      |
|                 | 4.6            | CN12S05-0546WT     | CN12S05-1046WT | CN12S05-1546WT | CN12S05-2546WT | CN12S05-0104GC                      |

\*Guard cartridge holder required, part no. XPGCH-Q1



# Ordering Information

## 12 nm, 5 µm HPLC cartridge columns (Quick type hardware, QT)

| Phase           | Column ID [mm] | Column length [mm] |                |                |                | Guard cartridges* with 10 mm length |
|-----------------|----------------|--------------------|----------------|----------------|----------------|-------------------------------------|
|                 |                | 50                 | 100            | 150            | 250            |                                     |
|                 |                |                    |                |                |                | (pack of 5)                         |
| YMC-Pack ODS-AQ | 2.1            | AQ12S05-05Q1QT     | AQ12S05-10Q1QT | AQ12S05-15Q1QT | AQ12S05-25Q1QT | AQ12S05-01Q1GC                      |
|                 | 3.0            | AQ12S05-0503QT     | AQ12S05-1003QT | AQ12S05-1503QT | AQ12S05-2503QT | AQ12S05-0103GC                      |
|                 | 4.0            | AQ12S05-0504QT     | AQ12S05-1004QT | AQ12S05-1504QT | AQ12S05-2504QT | AQ12S05-0104GC                      |
| YMC-Pack ODS-A  | 2.1            | AA12S05-05Q1QT     | AA12S05-10Q1QT | AA12S05-15Q1QT | AA12S05-25Q1QT | AA12S05-01Q1GC                      |
|                 | 3.0            | AA12S05-0503QT     | AA12S05-1003QT | AA12S05-1503QT | AA12S05-2503QT | AA12S05-0103GC                      |
|                 | 4.0            | AA12S05-0504QT     | AA12S05-1004QT | AA12S05-1504QT | AA12S05-2504QT | AA12S05-0104GC                      |
| YMC-Pack ODS-AM | 2.1            | AM12S05-05Q1QT     | AM12S05-10Q1QT | AM12S05-15Q1QT | AM12S05-25Q1QT | AM12S05-01Q1GC                      |
|                 | 3.0            | AM12S05-0503QT     | AM12S05-1003QT | AM12S05-1503QT | AM12S05-2503QT | AM12S05-0103GC                      |
|                 | 4.0            | AM12S05-0504QT     | AM12S05-1004QT | AM12S05-1504QT | AM12S05-2504QT | AM12S05-0104GC                      |
| YMC-Pack ODS-AL | 2.1            | AL12S05-05Q1QT     | AL12S05-10Q1QT | AL12S05-15Q1QT | AL12S05-25Q1QT | AL12S05-01Q1GC                      |
|                 | 3.0            | AL12S05-0503QT     | AL12S05-1003QT | AL12S05-1503QT | AL12S05-2503QT | AL12S05-0103GC                      |
|                 | 4.0            | AL12S05-0504QT     | AL12S05-1004QT | AL12S05-1504QT | AL12S05-2504QT | AL12S05-0104GC                      |
| YMC-Pack C8     | 2.1            | OC12S05-05Q1QT     | OC12S05-10Q1QT | OC12S05-15Q1QT | OC12S05-25Q1QT | OC12S05-01Q1GC                      |
|                 | 3.0            | OC12S05-0503QT     | OC12S05-1003QT | OC12S05-1503QT | OC12S05-2503QT | OC12S05-0103GC                      |
|                 | 4.0            | OC12S05-0504QT     | OC12S05-1004QT | OC12S05-1504QT | OC12S05-2504QT | OC12S05-0104GC                      |
| YMC-Pack C4     | 2.1            | BU12S05-05Q1QT     | BU12S05-10Q1QT | BU12S05-15Q1QT | BU12S05-25Q1QT | BU12S05-01Q1GC                      |
|                 | 3.0            | BU12S05-0503QT     | BU12S05-1003QT | BU12S05-1503QT | BU12S05-2503QT | BU12S05-0103GC                      |
|                 | 4.0            | BU12S05-0504QT     | BU12S05-1004QT | BU12S05-1504QT | BU12S05-2504QT | BU12S05-0104GC                      |
| YMC-Pack Ph     | 2.1            | PH12S05-05Q1QT     | PH12S05-10Q1QT | PH12S05-15Q1QT | PH12S05-25Q1QT | PH12S05-01Q1GC                      |
|                 | 3.0            | PH12S05-0503QT     | PH12S05-1003QT | PH12S05-1503QT | PH12S05-2503QT | PH12S05-0103GC                      |
|                 | 4.0            | PH12S05-0504QT     | PH12S05-1004QT | PH12S05-1504QT | PH12S05-2504QT | PH12S05-0104GC                      |
| YMC-Pack TMS    | 2.1            | TM12S05-05Q1QT     | TM12S05-10Q1QT | TM12S05-15Q1QT | TM12S05-25Q1QT | TM12S05-01Q1GC                      |
|                 | 3.0            | TM12S05-0503QT     | TM12S05-1003QT | TM12S05-1503QT | TM12S05-2503QT | TM12S05-0103GC                      |
|                 | 4.0            | TM12S05-0504QT     | TM12S05-1004QT | TM12S05-1504QT | TM12S05-2504QT | TM12S05-0104GC                      |
| YMC-Pack CN     | 2.1            | CN12S05-05Q1QT     | CN12S05-10Q1QT | CN12S05-15Q1QT | CN12S05-25Q1QT | CN12S05-01Q1GC                      |
|                 | 3.0            | CN12S05-0503QT     | CN12S05-1003QT | CN12S05-1503QT | CN12S05-2503QT | CN12S05-0103GC                      |
|                 | 4.0            | CN12S05-0504QT     | CN12S05-1004QT | CN12S05-1504QT | CN12S05-2504QT | CN12S05-0104GC                      |

\*Guard cartridge holder required, part no. XPGCH-Q1

# Ordering Information

## 20 nm, 5 µm HPLC columns (Waters type hardware, WT)

| Phase               | Column ID [mm] | Column length [mm] |                |                |                | Guard cartridges* with 10 mm length |
|---------------------|----------------|--------------------|----------------|----------------|----------------|-------------------------------------|
|                     |                | 50                 | 100            | 150            | 250            |                                     |
|                     |                |                    |                |                |                | (pack of 5)                         |
| YMC-Pack ODS-AQ     | 2.0            | AQ20S05-0502WT     | AQ20S05-1002WT | AQ20S05-1502WT | AQ20S05-2502WT | AQ20S05-01Q1GC                      |
|                     | 2.1            | AQ20S05-05Q1WT     | AQ20S05-10Q1WT | AQ20S05-15Q1WT | AQ20S05-25Q1WT | AQ20S05-01Q1GC                      |
|                     | 3.0            | AQ20S05-0503WT     | AQ20S05-1003WT | AQ20S05-1503WT | AQ20S05-2503WT | AQ20S05-0103GC                      |
|                     | 4.0            | AQ20S05-0504WT     | AQ20S05-1004WT | AQ20S05-1504WT | AQ20S05-2504WT | AQ20S05-0104GC                      |
|                     | 4.6            | AQ20S05-0546WT     | AQ20S05-1046WT | AQ20S05-1546WT | AQ20S05-2546WT | AQ20S05-0104GC                      |
| YMC-Pack ODS-A      | 2.0            | AA20S05-0502WT     | AA20S05-1002WT | AA20S05-1502WT | AA20S05-2502WT | AA20S05-01Q1GC                      |
|                     | 2.1            | AA20S05-05Q1WT     | AA20S05-10Q1WT | AA20S05-15Q1WT | AA20S05-25Q1WT | AA20S05-01Q1GC                      |
|                     | 3.0            | AA20S05-0503WT     | AA20S05-1003WT | AA20S05-1503WT | AA20S05-2503WT | AA20S05-0103GC                      |
|                     | 4.0            | AA20S05-0504WT     | AA20S05-1004WT | AA20S05-1504WT | AA20S05-2504WT | AA20S05-0104GC                      |
|                     | 4.6            | AA20S05-0546WT     | AA20S05-1046WT | AA20S05-1546WT | AA20S05-2546WT | AA20S05-0104GC                      |
| YMC-Pack C8         | 2.0            | OC20S05-0502WT     | OC20S05-1002WT | OC20S05-1502WT | OC20S05-2502WT | OC20S05-01Q1GC                      |
|                     | 2.1            | OC20S05-05Q1WT     | OC20S05-10Q1WT | OC20S05-15Q1WT | OC20S05-25Q1WT | OC20S05-01Q1GC                      |
|                     | 3.0            | OC20S05-0503WT     | OC20S05-1003WT | OC20S05-1503WT | OC20S05-2503WT | OC20S05-0103GC                      |
|                     | 4.0            | OC20S05-0504WT     | OC20S05-1004WT | OC20S05-1504WT | OC20S05-2504WT | OC20S05-0104GC                      |
|                     | 4.6            | OC20S05-0546WT     | OC20S05-1046WT | OC20S05-1546WT | OC20S05-2546WT | OC20S05-0104GC                      |
| YMC-Pack C4         | 2.0            | BU20S05-0502WT     | BU20S05-1002WT | BU20S05-1502WT | BU20S05-2502WT | BU20S05-01Q1GC                      |
|                     | 2.1            | BU20S05-05Q1WT     | BU20S05-10Q1WT | BU20S05-15Q1WT | BU20S05-25Q1WT | BU20S05-01Q1GC                      |
|                     | 3.0            | BU20S05-0503WT     | BU20S05-1003WT | BU20S05-1503WT | BU20S05-2503WT | BU20S05-0103GC                      |
|                     | 4.0            | BU20S05-0504WT     | BU20S05-1004WT | BU20S05-1504WT | BU20S05-2504WT | BU20S05-0104GC                      |
|                     | 4.6            | BU20S05-0546WT     | BU20S05-1046WT | BU20S05-1546WT | BU20S05-2546WT | BU20S05-0104GC                      |
| YMC-Pack Protein RP | 2.0            | PR99S05-0502WT     | PR99S05-1002WT | PR99S05-1502WT | PR99S05-2502WT | PR99S05-01Q1GC                      |
|                     | 2.1            | PR99S05-05Q1WT     | PR99S05-10Q1WT | PR99S05-15Q1WT | PR99S05-25Q1WT | PR99S05-01Q1GC                      |
|                     | 3.0            | PR99S05-0503WT     | PR99S05-1003WT | PR99S05-1503WT | PR99S05-2503WT | PR99S05-0103GC                      |
|                     | 4.0            | PR99S05-0504WT     | PR99S05-1004WT | PR99S05-1504WT | PR99S05-2504WT | PR99S05-0104GC                      |
|                     | 4.6            | PR99S05-0546WT     | PR99S05-1046WT | PR99S05-1546WT | PR99S05-2546WT | PR99S05-0104GC                      |
| YMCbasic            | 2.0            | BA99S05-0502WT     | BA99S05-1002WT | BA99S05-1502WT | BA99S05-2502WT | BA99S05-01Q1GC                      |
|                     | 2.1            | BA99S05-05Q1WT     | BA99S05-10Q1WT | BA99S05-15Q1WT | BA99S05-25Q1WT | BA99S05-01Q1GC                      |
|                     | 3.0            | BA99S05-0503WT     | BA99S05-1003WT | BA99S05-1503WT | BA99S05-2503WT | BA99S05-0103GC                      |
|                     | 4.0            | BA99S05-0504WT     | BA99S05-1004WT | BA99S05-1504WT | BA99S05-2504WT | BA99S05-0104GC                      |
|                     | 4.6            | BA99S05-0546WT     | BA99S05-1046WT | BA99S05-1546WT | BA99S05-2546WT | BA99S05-0104GC                      |

## 20 nm, 5 µm HPLC cartridge columns (Quick type hardware, QT)

| Phase               | Column ID [mm] | Column length [mm] |                |                |                | Guard cartridges* with 10 mm length |
|---------------------|----------------|--------------------|----------------|----------------|----------------|-------------------------------------|
|                     |                | 50                 | 100            | 150            | 250            |                                     |
|                     |                |                    |                |                |                | (pack of 5)                         |
| YMC-Pack ODS-AQ     | 2.1            | AQ20S05-05Q1QT     | AQ20S05-10Q1QT | AQ20S05-15Q1QT | AQ20S05-25Q1QT | AQ20S05-01Q1GC                      |
|                     | 3.0            | AQ20S05-0503QT     | AQ20S05-1003QT | AQ20S05-1503QT | AQ20S05-2503QT | AQ20S05-0103GC                      |
|                     | 4.0            | AQ20S05-0504QT     | AQ20S05-1004QT | AQ20S05-1504QT | AQ20S05-2504QT | AQ20S05-0104GC                      |
| YMC-Pack ODS-A      | 2.1            | AA20S05-05Q1QT     | AA20S05-10Q1QT | AA20S05-15Q1QT | AA20S05-25Q1QT | AA20S05-01Q1GC                      |
|                     | 3.0            | AA20S05-0503QT     | AA20S05-1003QT | AA20S05-1503QT | AA20S05-2503QT | AA20S05-0103GC                      |
|                     | 4.0            | AA20S05-0504QT     | AA20S05-1004QT | AA20S05-1504QT | AA20S05-2504QT | AA20S05-0104GC                      |
| YMC-Pack C8         | 2.1            | OC20S05-05Q1QT     | OC20S05-10Q1QT | OC20S05-15Q1QT | OC20S05-25Q1QT | OC20S05-01Q1GC                      |
|                     | 3.0            | OC20S05-0503QT     | OC20S05-1003QT | OC20S05-1503QT | OC20S05-2503QT | OC20S05-0103GC                      |
|                     | 4.0            | OC20S05-0504QT     | OC20S05-1004QT | OC20S05-1504QT | OC20S05-2504QT | OC20S05-0104GC                      |
| YMC-Pack C4         | 2.1            | BU20S05-05Q1QT     | BU20S05-10Q1QT | BU20S05-15Q1QT | BU20S05-25Q1QT | BU20S05-01Q1GC                      |
|                     | 3.0            | BU20S05-0503QT     | BU20S05-1003QT | BU20S05-1503QT | BU20S05-2503QT | BU20S05-0103GC                      |
|                     | 4.0            | BU20S05-0504QT     | BU20S05-1004QT | BU20S05-1504QT | BU20S05-2504QT | BU20S05-0104GC                      |
| YMC-Pack Protein-RP | 2.1            | PR99S05-05Q1QT     | PR99S05-10Q1QT | PR99S05-15Q1QT | PR99S05-25Q1QT | PR99S05-01Q1GC                      |
|                     | 3.0            | PR99S05-0503QT     | PR99S05-1003QT | PR99S05-1503QT | PR99S05-2503QT | PR99S05-0103GC                      |
|                     | 4.0            | PR99S05-0504QT     | PR99S05-1004QT | PR99S05-1504QT | PR99S05-2504QT | PR99S05-0104GC                      |
| YMCbasic            | 2.1            | BA99S05-05Q1QT     | BA99S05-10Q1QT | BA99S05-15Q1QT | BA99S05-25Q1QT | BA99S05-01Q1GC                      |
|                     | 3.0            | BA99S05-0503QT     | BA99S05-1003QT | BA99S05-1503QT | BA99S05-2503QT | BA99S05-0103GC                      |
|                     | 4.0            | BA99S05-0504QT     | BA99S05-1004QT | BA99S05-1504QT | BA99S05-2504QT | BA99S05-0104GC                      |

\*Guard cartridge holder required, part no. XPGCH-Q1

# Ordering Information

## 30 nm, 5 µm HPLC columns (Waters type hardware, WT)

| Phase          | Column ID [mm] | Column length [mm] |                |                |                | Guard cartridges* with 10 mm length |
|----------------|----------------|--------------------|----------------|----------------|----------------|-------------------------------------|
|                |                | 50                 | 100            | 150            | 250            |                                     |
|                |                |                    |                |                |                | (pack of 5)                         |
| YMC-Pack ODS-A | 2.0            | AA30S05-0502WT     | AA30S05-1002WT | AA30S05-1502WT | AA30S05-2502WT | AA30S05-01Q1GC                      |
|                | 2.1            | AA30S05-05Q1WT     | AA30S05-10Q1WT | AA30S05-15Q1WT | AA30S05-25Q1WT | AA30S05-01Q1GC                      |
|                | 3.0            | AA30S05-0503WT     | AA30S05-1003WT | AA30S05-1503WT | AA30S05-2503WT | AA30S05-0103GC                      |
|                | 4.0            | AA30S05-0504WT     | AA30S05-1004WT | AA30S05-1504WT | AA30S05-2504WT | AA30S05-0104GC                      |
|                | 4.6            | AA30S05-0546WT     | AA30S05-1046WT | AA30S05-1546WT | AA30S05-2546WT | AA30S05-0104GC                      |
| YMC-Pack C8    | 2.0            | OC30S05-0502WT     | OC30S05-1002WT | OC30S05-1502WT | OC30S05-2502WT | OC30S05-01Q1GC                      |
|                | 2.1            | OC30S05-05Q1WT     | OC30S05-10Q1WT | OC30S05-15Q1WT | OC30S05-25Q1WT | OC30S05-01Q1GC                      |
|                | 3.0            | OC30S05-0503WT     | OC30S05-1003WT | OC30S05-1503WT | OC30S05-2503WT | OC30S05-0103GC                      |
|                | 4.0            | OC30S05-0504WT     | OC30S05-1004WT | OC30S05-1504WT | OC30S05-2504WT | OC30S05-0104GC                      |
|                | 4.6            | OC30S05-0546WT     | OC30S05-1046WT | OC30S05-1546WT | OC30S05-2546WT | OC30S05-0104GC                      |
| YMC-Pack C4    | 2.0            | BU30S05-0502WT     | BU30S05-1002WT | BU30S05-1502WT | BU30S05-2502WT | BU30S05-01Q1GC                      |
|                | 2.1            | BU30S05-05Q1WT     | BU30S05-10Q1WT | BU30S05-15Q1WT | BU30S05-25Q1WT | BU30S05-01Q1GC                      |
|                | 3.0            | BU30S05-0503WT     | BU30S05-1003WT | BU30S05-1503WT | BU30S05-2503WT | BU30S05-0103GC                      |
|                | 4.0            | BU30S05-0504WT     | BU30S05-1004WT | BU30S05-1504WT | BU30S05-2504WT | BU30S05-0104GC                      |
|                | 4.6            | BU30S05-0546WT     | BU30S05-1046WT | BU30S05-1546WT | BU30S05-2546WT | BU30S05-0104GC                      |
| YMC-Pack Ph    | 2.0            | PH30S05-0502WT     | PH30S05-1002WT | PH30S05-1502WT | PH30S05-2502WT | PH30S05-01Q1GC                      |
|                | 2.1            | PH30S05-05Q1WT     | PH30S05-10Q1WT | PH30S05-15Q1WT | PH30S05-25Q1WT | PH30S05-01Q1GC                      |
|                | 3.0            | PH30S05-0503WT     | PH30S05-1003WT | PH30S05-1503WT | PH30S05-2503WT | PH30S05-0103GC                      |
|                | 4.0            | PH30S05-0504WT     | PH30S05-1004WT | PH30S05-1504WT | PH30S05-2504WT | PH30S05-0104GC                      |
|                | 4.6            | PH30S05-0546WT     | PH30S05-1046WT | PH30S05-1546WT | PH30S05-2546WT | PH30S05-0104GC                      |
| YMC-Pack CN    | 2.0            | CN30S05-0502WT     | CN30S05-1002WT | CN30S05-1502WT | CN30S05-2502WT | CN30S05-01Q1GC                      |
|                | 2.1            | CN30S05-05Q1WT     | CN30S05-10Q1WT | CN30S05-15Q1WT | CN30S05-25Q1WT | CN30S05-01Q1GC                      |
|                | 3.0            | CN30S05-0503WT     | CN30S05-1003WT | CN30S05-1503WT | CN30S05-2503WT | CN30S05-0103GC                      |
|                | 4.0            | CN30S05-0504WT     | CN30S05-1004WT | CN30S05-1504WT | CN30S05-2504WT | CN30S05-0104GC                      |
|                | 4.6            | CN30S05-0546WT     | CN30S05-1046WT | CN30S05-1546WT | CN30S05-2546WT | CN30S05-0104GC                      |

## 30 nm, 5 µm HPLC cartridge columns (Quick type hardware, QT)

| Phase          | Column ID [mm] | Column length [mm] |                |                |                | Guard cartridges* with 10 mm length |
|----------------|----------------|--------------------|----------------|----------------|----------------|-------------------------------------|
|                |                | 50                 | 100            | 150            | 250            |                                     |
|                |                |                    |                |                |                | (pack of 5)                         |
| YMC-Pack ODS-A | 2.1            | AA30S05-05Q1QT     | AA30S05-10Q1QT | AA30S05-15Q1QT | AA30S05-25Q1QT | AA30S05-01Q1GC                      |
|                | 3.0            | AA30S05-0503QT     | AA30S05-1003QT | AA30S05-1503QT | AA30S05-2503QT | AA30S05-0103GC                      |
|                | 4.0            | AA30S05-0504QT     | AA30S05-1004QT | AA30S05-1504QT | AA30S05-2504QT | AA30S05-0104GC                      |
| YMC-Pack C8    | 2.1            | OC30S05-05Q1QT     | OC30S05-10Q1QT | OC30S05-15Q1QT | OC30S05-25Q1QT | OC30S05-01Q1GC                      |
|                | 3.0            | OC30S05-0503QT     | OC30S05-1003QT | OC30S05-1503QT | OC30S05-2503QT | OC30S05-0103GC                      |
|                | 4.0            | OC30S05-0504QT     | OC30S05-1004QT | OC30S05-1504QT | OC30S05-2504QT | OC30S05-0104GC                      |
| YMC-Pack C4    | 2.1            | BU30S05-05Q1QT     | BU30S05-10Q1QT | BU30S05-15Q1QT | BU30S05-25Q1QT | BU30S05-01Q1GC                      |
|                | 3.0            | BU30S05-0503QT     | BU30S05-1003QT | BU30S05-1503QT | BU30S05-2503QT | BU30S05-0103GC                      |
|                | 4.0            | BU30S05-0504QT     | BU30S05-1004QT | BU30S05-1504QT | BU30S05-2504QT | BU30S05-0104GC                      |
| YMC-Pack Ph    | 2.1            | PH30S05-05Q1QT     | PH30S05-10Q1QT | PH30S05-15Q1QT | PH30S05-25Q1QT | PH30S05-01Q1GC                      |
|                | 3.0            | PH30S05-0503QT     | PH30S05-1003QT | PH30S05-1503QT | PH30S05-2503QT | PH30S05-0103GC                      |
|                | 4.0            | PH30S05-0504QT     | PH30S05-1004QT | PH30S05-1504QT | PH30S05-2504QT | PH30S05-0104GC                      |
| YMC-Pack CN    | 2.1            | CN30S03-05Q1QT     | CN30S03-10Q1QT | CN30S03-15Q1QT | CN30S03-25Q1QT | CN30S03-01Q1GC                      |
|                | 3.0            | CN30S03-0503QT     | CN30S03-1003QT | CN30S03-1503QT | CN30S03-2503QT | CN30S03-0103GC                      |
|                | 4.0            | CN30S03-0504QT     | CN30S03-1004QT | CN30S03-1504QT | CN30S03-2504QT | CN30S03-0104GC                      |

\*Guard cartridge holder required, part no. XPGCH-Q1

# Ordering Information

## 6 µm HPLC columns (Waters type hardware, WT)

| Phase                | Column ID [mm] | Column length [mm] |                |                |                | Guard cartridges* with 10 mm length |
|----------------------|----------------|--------------------|----------------|----------------|----------------|-------------------------------------|
|                      |                | 50                 | 100            | 150            | 250            | (pack of 5)                         |
| YMC-Pack Polymer C18 | 2.0            | PC99S06-0502WT     | PC99S06-1002WT | PC99S06-1502WT | PC99S06-2502WT | PC99S06-0101GC                      |
|                      | 2.1            | PC99S06-05Q1WT     | PC99S06-10Q1WT | PC99S06-15Q1WT | PC99S06-25Q1WT | PC99S06-01Q1GC                      |
|                      | 3.0            | PC99S06-0503WT     | PC99S06-1003WT | PC99S06-1503WT | PC99S06-2503WT | PC99S06-0103GC                      |
|                      | 4.0            | PC99S06-0504WT     | PC99S06-1004WT | PC99S06-1504WT | PC99S06-2504WT | PC99S06-0104GC                      |
|                      | 4.6            | PC99S06-0546WT     | PC99S06-1046WT | PC99S06-1546WT | PC99S06-2546WT | PC99S06-0104GC                      |


## 6 µm HPLC cartridge columns (Quick type hardware, QT)

| Phase                | Column ID [mm] | Column length [mm] |                |                |                | Guard cartridges* with 10 mm length |
|----------------------|----------------|--------------------|----------------|----------------|----------------|-------------------------------------|
|                      |                | 50                 | 100            | 150            | 250            | (pack of 5)                         |
| YMC-Pack Polymer C18 | 2.1            | PC99S06-05Q1QT     | PC99S06-10Q1QT | PC99S06-15Q1QT | PC99S06-25Q1QT | PC99S06-01Q1GC                      |
|                      | 3.0            | PC99S06-0503QT     | PC99S06-1003QT | PC99S06-1503QT | PC99S06-2503QT | PC99S06-0103GC                      |
|                      | 4.0            | PC99S06-0504QT     | PC99S06-1004QT | PC99S06-1504QT | PC99S06-2504QT | PC99S06-0104GC                      |

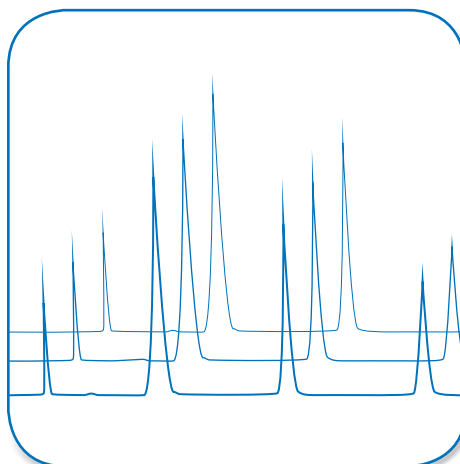
\*Guard cartridge holder required, part no. XPGCH-Q1

For other dimensions, please contact your YMC representative or YMC directly by phone (+49 (0)2064 427-0), by mail ([info@ymc.de](mailto:info@ymc.de)) or use our online chat on our homepage ([www.ymc.de](http://www.ymc.de)).





## Normal Phase Classics



## Contents

|                                |         |
|--------------------------------|---------|
| YMC-Pack SIL .....             | 94–95   |
| YMC-Pack PVA-Sil .....         | 96–97   |
| YMC-Pack CN .....              | 98–99   |
| YMC-Pack Diol-NP .....         | 100–101 |
| YMC-Pack Polyamine II .....    | 102–103 |
| YMC-Pack NH <sub>2</sub> ..... | 104     |
| YMC-Pack TMS .....             | 105     |
| Ordering Information .....     | 106–109 |

# Normal Phase

## Introduction

### HPLC Columns for Normal Phase Chromatography

Whilst historically it was the earliest form of HPLC, normal phase separations have recently less attention due to the belief that it is complicated and unpredictable. But normal-phase chromatography is a powerful tool for the separation of positional isomers that are difficult to separate in reversed-phase mode. Due to a rigid surface in comparison with the more flexible carbon chains of reversed phase

stationary phases the analytes are effected by well defined steric interaction with polar groups.

This section gives a comprehensive overview of the stationary phases available from YMC for the use in normal phase separation mode. YMC offers columns packed with non-bonded silica or packed with silica gel modified with polar groups.



# YMC-Pack SIL

- *ultra high purity silica*
- *high mechanical stability*
- *highly porous, totally spherical particles*
- *fully scalable for analytical, semi-prep, preparative and process scale applications*
- *convenient for separating small organic compounds with similar structures*

| Specifications                           | YMC-Pack SIL |           |
|--|--------------|-----------|
| Particle size / $\mu\text{m}$            | 3; 5         | 3; 5      |
| Pore size / nm                           | 6            | 12        |
| Surface area / $\text{m}^2\text{g}^{-1}$ | 450          | 330       |
| Recommended pH range                     | 2.0 – 7.5    | 2.0 – 7.5 |

## General

Due to the highly sophisticated production process YMC's spherical silica material shows outstanding performance and great lot-to-lot reproducibility.

The reason for this can be summarised in two main qualities: very narrow physical and chemical product specifications and outstanding purity.

## Properties

The high purity YMC-Pack SIL allows almost total sample recovery because the low content of impurities such as residual metals reduces non-specific sample adsorption. This also prevents unusual peak-shapes thereby encouraging higher sample loading. In addition, the porous structure of the spheres gives a high surface area which further improves sample loading.

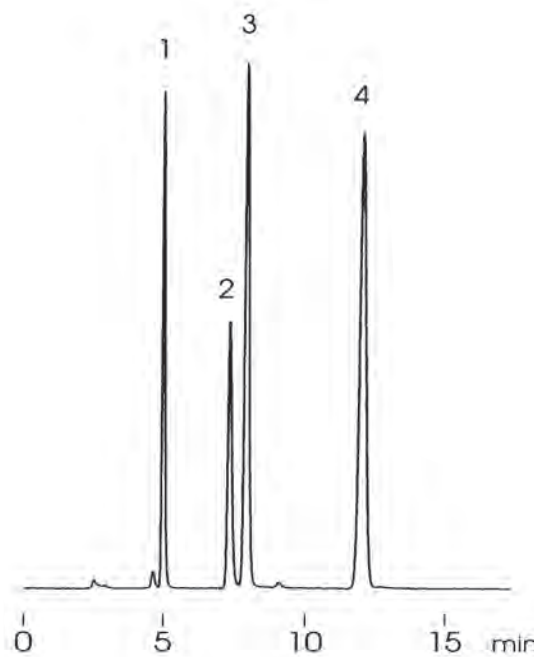
Compared with irregular silica, YMC's spherical material is subject to a much lower degree of mechanical degradation during packing and usage. This results in lower backpressures and extended column life times due to the absence of 'fines'.

Since YMC spherical silica is the basis for most YMC bonded phases, this is a further reason for the premium quality of YMC stationary phases as far as backpressure and chromatographic stability is concerned.

YMC-Pack SIL is also available in preparative particle sizes, e.g. 10 - 20 - 50  $\mu\text{m}$  (YMC\*Gel SIL-HG) and in multi-ton scale.

## Ultra High Purity Silica

1.  $\alpha$ -Tocopherol
2.  $\beta$ -Tocopherol
3.  $\gamma$ -Tocopherol
4.  $\delta$ -Tocopherol



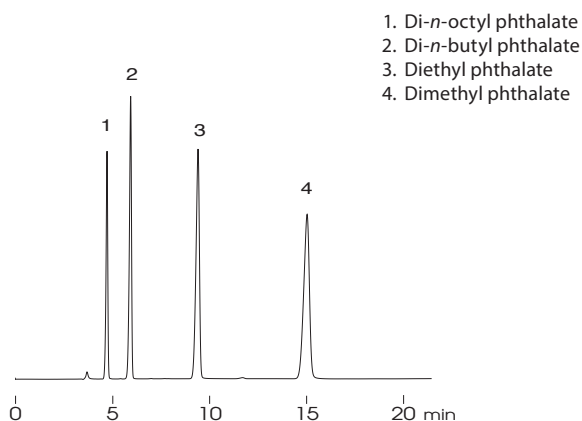
Column: YMC-Pack SIL (5  $\mu\text{m}$ , 12 nm) 250 x 4.6 mm ID  
 Part No.: SL12S05-2546WT  
 Eluent: hexane / 2-propanol / acetic acid (1000/6/5)  
 Flow: 1.4 mL/min  
 Detection: FLS at Ex 298 nm, Em 325 nm  
 Temperature: 35 °C  
 Injection: 20  $\mu\text{L}$  (5 – 20 mg/mL)

# YMC-Pack SIL

## Separation characteristics of normal-phase packing media

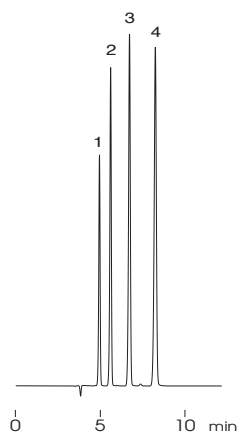
### Silica gel

YMC-Pack SIL  
(12 nm, 5 µm)

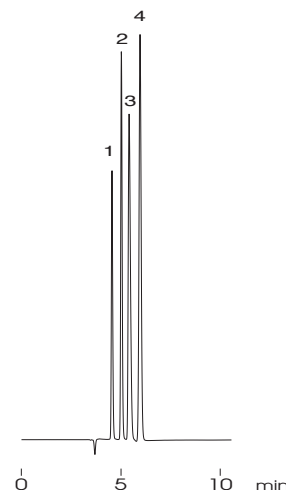


### Chemically bonded packing material

YMC-Pack Diol-NP  
(12 nm, 5 µm)

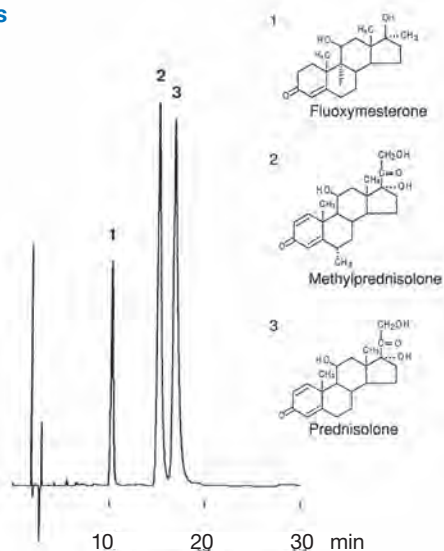


YMC-Pack CN  
(12 nm, 5 µm)



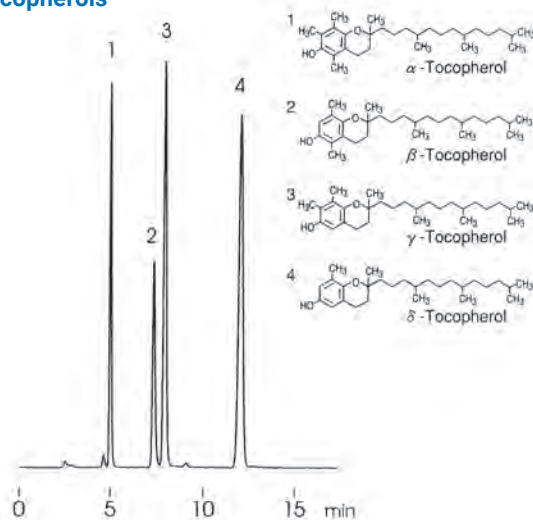
Column: 250 x 4.6 mm ID  
Eluent: n-hexane / ethyl acetate (90/10)  
Flow: 1.0 mL/min  
Detection: UV at 254 nm  
Temperature: 30 °C

### Steroids



Column: YMC-Pack SIL (5 µm, 6 nm) 250 x 4.6 mm ID  
Part No.: SL06S05-2546WT  
Eluent: hexane / THF / acetic acid (60/40/1)  
Flow: 1.5 mL/min  
Detection: UV at 250 nm, 0.16 AUFS  
Temperature: 30 °C  
Injection: 10 µL (0.25 mg/mL)

### Tocopherols



Column: YMC-Pack SIL (5 µm, 12 nm) 150 x 4.6 mm ID  
Part No.: SL12S05-1546WT  
Eluent: hexane / THF / acetic acid (97/3/0.25)  
Flow: 1.0 mL/min  
Detection: UV at 295 nm, 0.08 AUFS  
Temperature: 30 °C  
Injection: 10 µL (0.20 ~ 0.31 mg/mL)

## Column care

YMC-Pack SIL is stable towards hydrolysis between pH 2.0–7.5. Remove acid and buffer salts before storage. For detailed information please refer to the "Column Care and Use Instructions" which can be downloaded from [www.ymc.de/support-documentation.html](http://www.ymc.de/support-documentation.html).

# YMC-Pack PVA-Sil

- ***bonded phase alternative to silica for normal phase applications***
- ***consistent surface activity, unaffected by water***
- ***vinyl alcohol polymerised silica support***
- ***suitable for supercritical fluid chromatography (SFC)***

| Specifications                           | YMC-Pack PVA-Sil |
|--|------------------|
| Particle size / $\mu\text{m}$            | 5                |
| Pore size / nm                           | 2                |
| Surface area / $\text{m}^2\text{g}^{-1}$ | 330              |
| Recommended pH range                     | 2.0 – 9.5        |

## Polyvinyl Alcohol Functionalised Silica

PVA-Sil is prepared from a 5 micron 12nm silica support which is bonded with a monomolecular polymer coating of vinyl alcohol. The polymerised PVA completely covers both external and internal surfaces of the silica support, protecting it against aggressive, high pH buffers and solvents.

## Normal phase alternative to Silica

PVA-Sil, which possesses a polyvinyl alcohol (PVA) surface chemistry, is an excellent alternative to silica gel or other polar bonded phases which are used in normal phase chromatography. In many situations it exhibits better performance characteristics and a unique selectivity and can often resolve compounds that behave poorly on silica. The alcohol functionality present on PVA-Sil is better suited for troublesome compounds, such organic bases, than acidic silanols present in unbonded silica.

## Highly stable and reproducible

Since PVA-Sil is a bonded stationary phase, it can be washed with solvents of any polarity, from hexane through water, without altering the surface activity. Therefore selectivity, retention and resolution are reproducible regardless of the column's previous history. This is not true of bare silica, which easily becomes completely deactivated following the introduction of even small quantity of water.

## Provides high sample recovery

The surface of PVA-Sil is very uniform without the highly active acidic silanol sites on bare silica which can cause decomposition of sensitive molecules. Because of consistent surface activity, PVA-Sil exhibits neither non-specific irreversible adsorption nor sample degradation. This is a problem often encountered with bare silica columns. The lack of non-specific adsorption and the uniformity of the polyvinyl alcohol bonded surface means that, unlike silica, PVA-Sil can be reused over and over without fear of contamination or carryover. Sample recoveries on PVA-Sil typically average 90% or higher.

## Excellent choice for packed column SFC

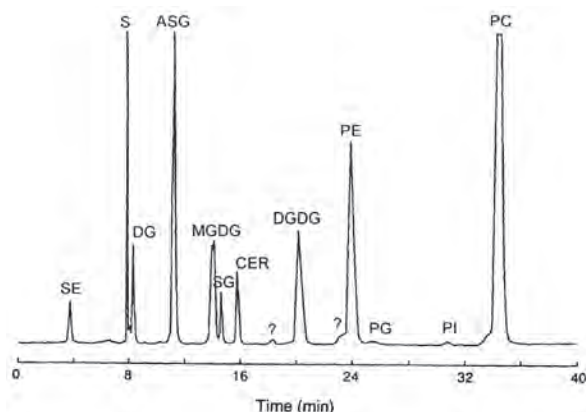
The PVA polymer shell on PVA-Sil deactivates the silica support while providing a hydrophilic surface. YMC-Pack PVA-Sil columns are well suited for SFC separations.

## Column Care

YMC-Pack PVA-Sil is stable towards hydrolysis between pH 2.0-9.5. Remove acid and buffer salts before storage. For detailed information please refer to the "Column Care and Use Instructions" which can be downloaded from [www.ymc.de/support-documentation.html](http://www.ymc.de/support-documentation.html).

# YMC-Pack PVA-Sil

## Analysis of Potato Lipids



Column: YMC-Pack PVA-Sil (5  $\mu$ m, 12 nm) 250 x 4.6 mm ID  
 Part No.: PV12S05-2546WT  
 Flow rate: 1 to 2 mL/min  
 Mobile Phase: A: iso-hexane / methyl ter butyl ether (98:2)  
 B: propan-2-ol / ACN / CHCl<sub>3</sub> / CH<sub>3</sub>OOH (84:8:8:0.025)  
 C: propan-2-ol / water / triethylamine (50:50:0.2)

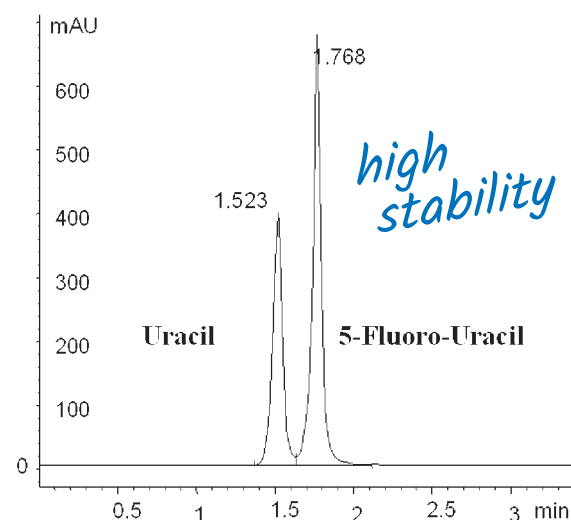
Gradient:

|                |   |    |    |     |      |    |    |
|----------------|---|----|----|-----|------|----|----|
| Tmin:          | 0 | 5  | 15 | 40  | 40.1 | 45 | 50 |
| B%:            | 0 | 20 | 52 | 52  | 70   | 0  | 0  |
| C%:            | 0 | 0  | 4  | 14  | 0    | 0  | 0  |
| Flow (mL/min): | 1 | 1  | 1  | 1.4 | 1.4  | 2  | 2  |

Nebuliser temperature: 25 °C, Evaporation temperature: 35 °C

S: Sterols SE: Sterol Esters SG: Steryl glycosides  
 MGDG: Monogalactosyldiacylglycerols DGDG: Digalactosyldiacylglycerols  
 PE: Phosphatidylethanolamine PG: Phosphatidyl glycerols  
 PC: Phosphatidylcholine ASG: Acylsterylglycosides  
 PI: Phosphatidyl inositol DG: Diacylglycerol  
 CER: Cerebrosides

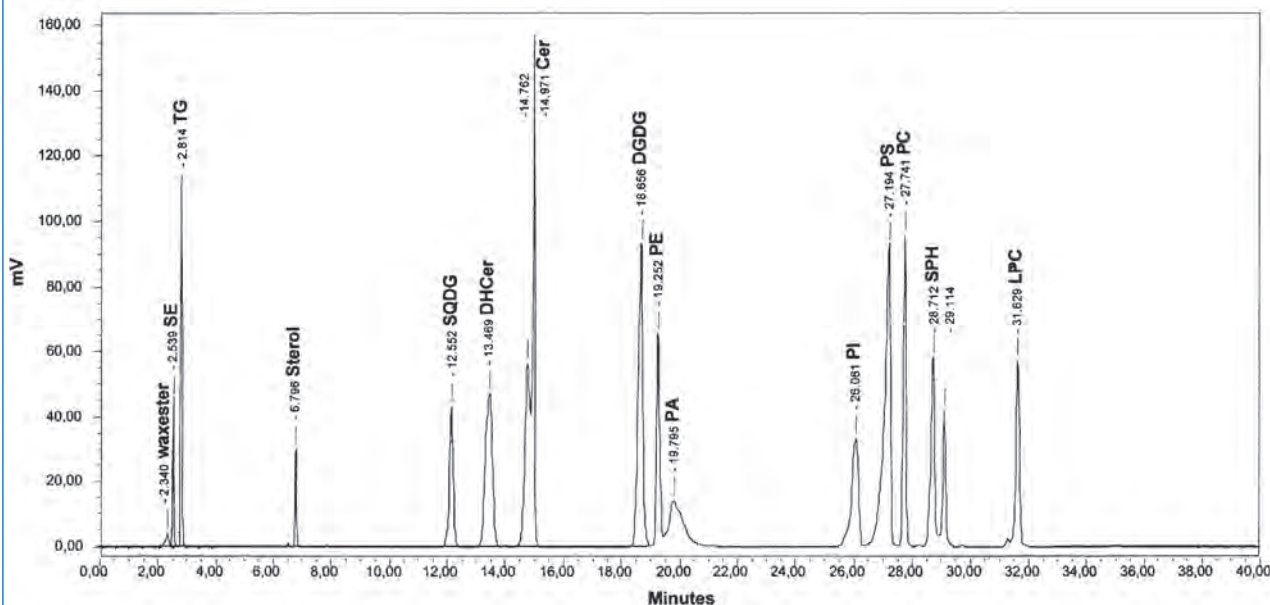
## Uracil (in HILIC-mode)



Column: YMC-Pack PVA-Sil (5  $\mu$ m, 12 nm) 100 x 3.0 mm ID  
 Part No.: PV12S05-1003WT  
 Eluent: acetonitrile / CH<sub>3</sub>COONH<sub>4</sub>; 200 mM, pH 5,5  
 isocratic (95/5)  
 Flow rate: 0.9 mL/min  
 Detection: UV at 275 nm

Literature: W.W. Christie; R.A. Urwin, J. high Resol. Chromatogr., Vol. 18 (1995) p.97-100

## Analysis of Lipids



Column: YMC-Pack PVA-Sil (5  $\mu$ m, 12 nm) 250 x 4.0 mm ID  
 Part No.: PV12S05-2504QT  
 Eluent: A: n-hexane / tert-methylbutyl ether (98:2)  
 B: isopropanol / acetonitrile / chloroform / acetic acid (84:8:8:0.025)  
 C: isopropanol / water / triethylamine (50:50:0.2)  
 plus 5 mM ammonium sulfate

Flow rate: 1 mL/min  
 Detector: ELSD

SE: steryl oleate  
 TG: TAG/tripentadecanoin  
 Sterol: stigmasteryl/sitosterol  
 SQDG: sulfoquinovosyldiacylglycerol  
 DHCer: dehydroxycerebroside  
 Cer: cerebroside  
 DGDG: digalactosyldiacylglycerol

PE: PE-dipalmitoyl  
 PA: PA-diheptadecanoyl  
 PI: PI-diheptadecanoyl  
 PS: PS-diheptadecanoyl  
 PC: PC-diheptadecanoyl  
 SPH: sphingomyelin  
 LPC: lysophosphatidylcholine

Literature: JAOCS, Vol. 80, no. 8 (2003) p. 747-753

## YMC-Pack CN

- *silica gel chemically bound with cyanopropyl groups*
- *faster column equilibration than normal silica gel*

| Specifications                           | YMC-Pack CN |           |
|--|-------------|-----------|
| Particle size / $\mu\text{m}$            | 3; 5        | 5         |
| Pore size / nm                           | 12          | 30        |
| Surface area / $\text{m}^2\text{g}^{-1}$ | 330         | 100       |
| Carbon content / %                       | 7           | 3         |
| Recommended pH range                     | 2.0 – 7.5   | 2.0 – 7.5 |

### General

Cyano packings also provide an alternative to silica material in normal phase chromatography, where bonded normal phase packings have the advantage of faster equilibration, more uniform surface activity and increased resistance to dissolution.

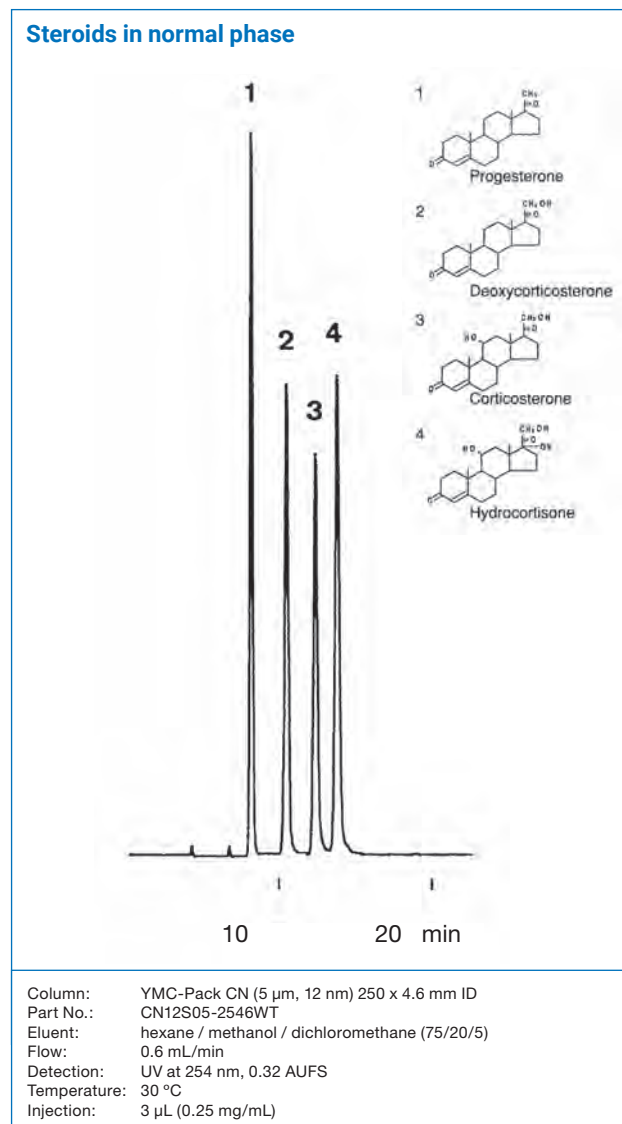
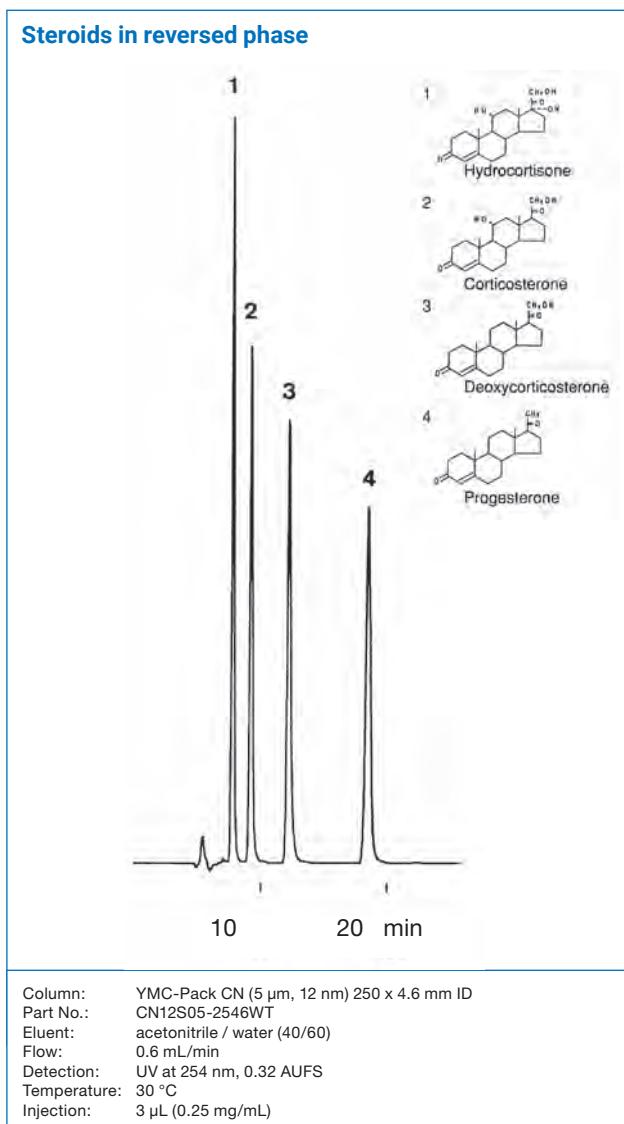
To extend column lifetime continued switching between normal and reversed phase solvents should be avoided. Both reversed and normal phase separations can be carried out on this material. YMC-Pack CN is also available in preparative particle sizes.

# YMC-Pack CN

## YMC-Pack CN Separation Modes

YMC-Pack CN can be used either in reversed phase and normal phase modes since it provides cyanopropyl groups of medium polarity. It can be employed in reversed phase mode with an aqueous mobile phase of higher polarity and in normal

phase mode with a lower polarity than the stationary phase. This results in an important phenomenon for large-scale work; the elution order will be inverted by use of the alternate separation mode.



## Column care

YMC-Pack CN is stable towards hydrolysis between pH 2.0-7.5. Remove acid and buffer salts before storage. For detailed information please refer to the "Column Care and Use Instructions" which can be downloaded from [www.ymc.de/support-documentation.html](http://www.ymc.de/support-documentation.html).

# YMC-Pack Diol-NP

- *good selectivity without excessive retention*
- *high product recovery rate*
- *high preparative loading*
- *reproducibility*
- *improved peak shape versus bare silica*
- *gel filtration on a silica based material for aqueous size separations*

| Specifications                           | YMC-Pack Diol-NP |           |
|--|------------------|-----------|
| Particle Size / $\mu\text{m}$            | 5                | 5         |
| Pore Size / nm                           | 6                | 12        |
| Surface area / $\text{m}^2\text{g}^{-1}$ | 450              | 330       |
| Recommended pH range (NP)                | 2.0 – 7.5        | 2.0 – 7.5 |
| Recommended pH range (SEC)               | 5.0 – 7.5        | 5.0 – 7.5 |

## General

In normal phase mode the YMC-Pack Diol stationary phase is a versatile alternative to silica. The bonded phase's hydroxyl groups provide good selectivity without excessive retention, since hydrogen bonding with the diol layer is not as strong as with the silanols on a bare silica surface.

Diol columns also provide improved reproducibility when compared with bare silica.

Diol packings are suitable for separations using reversed phase techniques or molecular weight determination of proteins by gel filtration.

## Properties

As with all YMC silica based bonded phases, YMC-Pack Diol starts with a base silica support of exceptional purity. YMC manufacturing and quality control procedures ensure that the silica has a very low residual metal content. The silica purity greatly reduces non-specific sample adsorption, thereby providing excellent sample recovery. The high surface area, together with the large number of available sites for interaction of the 1,2-dihydroxypropane ligands, provides high preparative loading.

YMC-Pack Diol SEC columns for separation and MW determination of biomolecules may be found in the YMC BioLC catalogue.

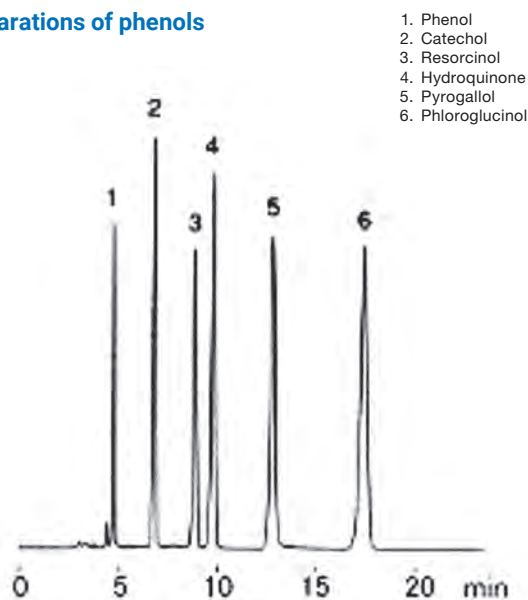
YMC-Pack Diol packings can be cleaned repeatedly with methanol, or even water. When combined with the high mechanical strength of the pure base silica, this washability means that YMC\*Gel Diol packings provide longer column life than underivatized silica.

YMC-Pack Diol is also available in preparative particle sizes.

# YMC-Pack Diol-NP

## Application

### Separations of phenols



Column: YMC-Pack Diol-NP (DN) (5  $\mu$ m, 12 nm) 250 x 4.6 mm ID  
Part No.: DN12S05-2546WT  
Eluent: hexane / ethanol (80/20)  
Flow rate: 1.0 mL/min  
Temperature: 30 °C  
Detection: UV at 254 nm

## Column care

YMC-Pack Diol is stable towards hydrolysis between pH 5.0-7.5 in reversed phase mode (DL) and pH 2.0-7.5 in normal phase mode (DN). Remove acid and buffer salts before storage. For detailed information please refer to the "Column Care and Use Instructions" which can be downloaded from [www.ymc.de/support-documentation.html](http://www.ymc.de/support-documentation.html).



# YMC-Pack Polyamine II

- *amino phase with polymeric surface*
- *exclusively 2° and 3° amino groups*
- *stable towards hydrolysis and oxidation*
- *high recovery*
- *excellent life-time*
- *saccharides and derivatives*
- *nucleotides*
- *tocopherols*
- *for RP- and NP-mode separations*

| Specifications                           | YMC-Pack Polyamine II |
|--|-----------------------|
| Particle size / $\mu\text{m}$            | 5                     |
| Pore size / nm                           | 12                    |
| Surface area / $\text{m}^2\text{g}^{-1}$ | n/a                   |
| Carbon content / %                       | n/a                   |
| Recommended pH range                     | 2.0 - 7.5             |

## General

The chromatographic separation and the reliable quantitation of saccharides is increasingly important in many areas of food technology, life science and in pharmaceutical industry.

For these particular applications, YMC provides YMC-Pack Polyamine II, a polymer amino phase.

## Properties

YMC-Pack Polyamine II is based on ultra-pure YMC silica as a support material. The functionality of the stationary phase is achieved by a covalently bonded polymer layer containing secondary (2°) and tertiary (3°) amino groups. The 2° and 3° amino groups of YMC-Pack Polyamine II are only weakly nucleophilic, exhibiting a significantly reduced reactivity against carbonyl compounds. Therefore, unlike conventional amino phases with primary n-propyl-amino ligands, YMC-Pack Polyamine II does not tend to the formation of Schiff's bases or other stable condensation products. In addition, the 2° and 3° amino groups of the polymer layer are to a large extent resistant to oxidation and hydrolysis (see figure next page).

The low reactivity of the 2° and 3° amino groups preserves the long-term retention characteristics and selectivity of YMC-Pack Polyamine II.

Compared to conventional amino phases, one of their most outstanding benefits is the significantly prolonged lifetime. As the silica matrix is completely polymer coated, even the short-term use of basic eluents up to pH 10.5 is possible. Reducing sugars are often adsorbed irreversibly to conventional amino phases, which causes problems in their recovery and quantitation. In YMC-Pack Polyamine II columns however, the adsorption of reducing sugars plays only a minor role. As a result, a high recovery of these compounds can be obtained which is beneficial for accurate and reliable quantitation.

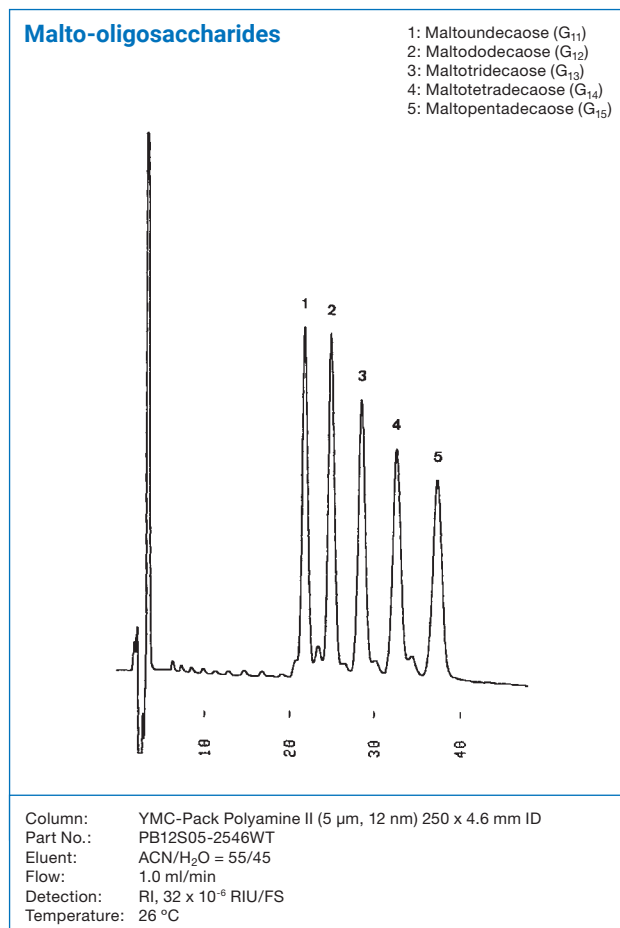
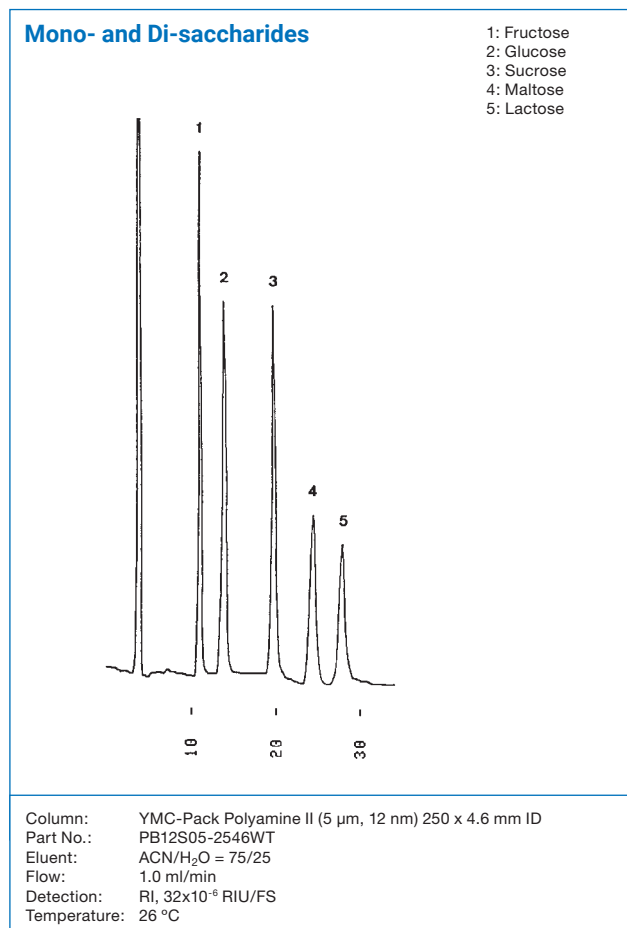
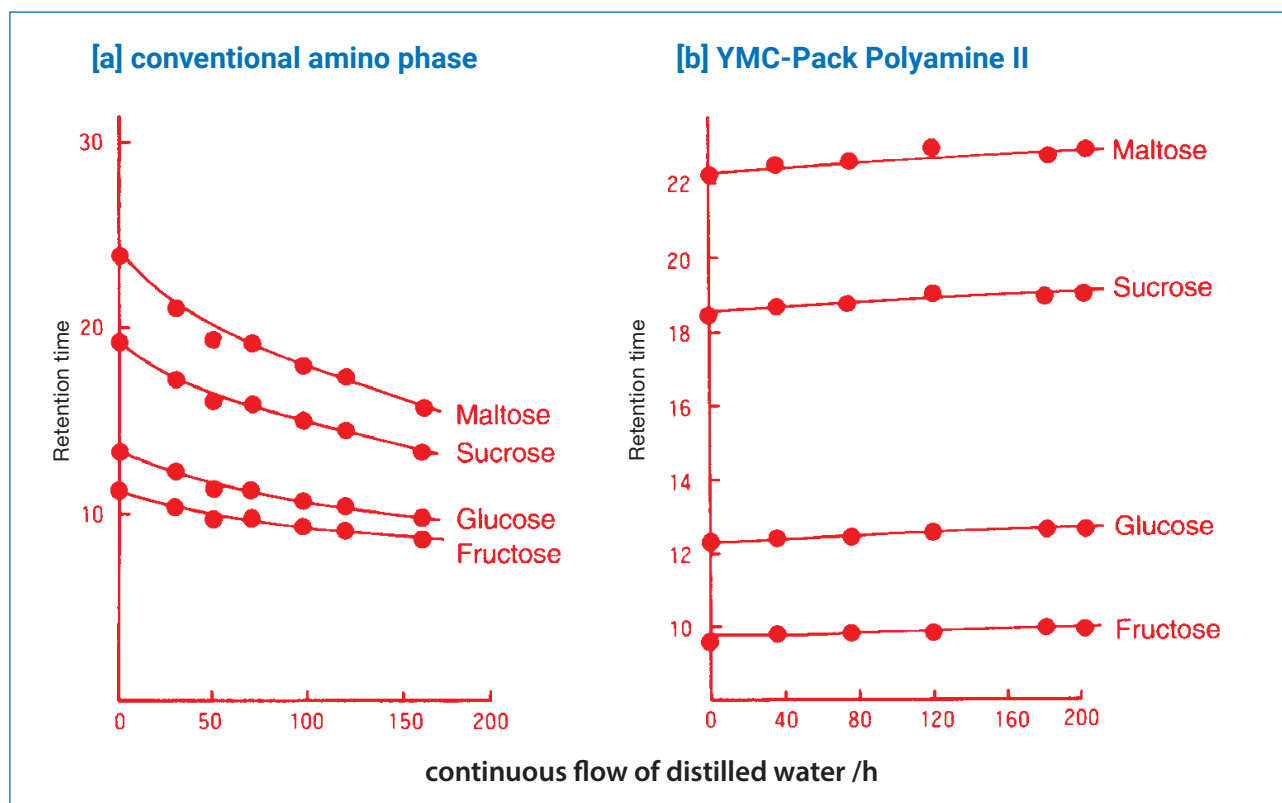
## Column Care

YMC-Pack Polyamine II is stable towards hydrolysis between pH 2.0-9.0. Remove acid and buffer salts before storage. For detailed information please refer to the "Column Care

and Use Instructions" which can be downloaded from [www.ymc.de/support-documentation.html](http://www.ymc.de/support-documentation.html).

# YMC-Pack Polyamine II

## Stability of amino type packings



# YMC-Pack NH<sub>2</sub>

- *primary amine (-NH<sub>2</sub>) functionality*
- *stable, high coverage monomeric bonded chemistry*
- *available in analytical, semi-prep and preparative column sizes*

| Specifications                           | YMC-Pack NH <sub>2</sub> |
|--|--------------------------|
| Particle size / $\mu\text{m}$            | 3; 5                     |
| Pore size / nm                           | 12                       |
| Surface area / $\text{m}^2\text{g}^{-1}$ | 330                      |
| Recommended pH range                     | 2.0– 7.5                 |

## General

YMC-Pack NH<sub>2</sub> packings are specifically useful for the analysis of mono- and polysaccharides under aggressive normal phase elution conditions. They can also be used in place of silica for conventional normal phase chromatography using nonpolar solvents.

## Properties

YMC-Pack NH<sub>2</sub> is based on a monomeric bonding of a primary propylamine functionality to YMC's spherical, ultra pure, high surface area silica with a mean pore diameter of 12 nm. The amine functionality provides retention and allows the separation of polar compounds under aggressive normal phase elution conditions, e.g. the analysis of mono- and polysaccharides using acetonitrile/water eluents. (Since YMC-Pack NH<sub>2</sub> packings operate under normal phase/HILIC elution conditions, water, which is more polar than acetonitrile, is the stronger solvent.) YMC-Pack

NH<sub>2</sub> can also be used for the separation of isomers of tocopherols and other organic soluble compounds such as paraffins, olefins and aromatics under conventional normal phase conditions.

In aqueous, low pH buffers the amino phase becomes a weak anion exchanger capable of separating negatively charged molecules.

YMC-Pack NH<sub>2</sub> is also available in preparative particle sizes.

## Column Care

YMC-Pack NH<sub>2</sub> is stable towards hydrolysis between pH 2.0-7.5. Remove acid and buffer salts before storage. For detailed information please refer to the "Column Care and Use Instructions" which can be downloaded from [www.ymc.de/support-documentation.html](http://www.ymc.de/support-documentation.html).

# YMC-Pack TMS

- *intermediate polarity between normal phase silica and other alkyl bonded reversed phases*
- *operates in either normal phase, or reversed phase mode*

| Specifications                           | YMC-Pack TMS |
|--|--------------|
| Particle size / $\mu\text{m}$            | 3; 5         |
| Pore size / nm                           | 12           |
| Surface area / $\text{m}^2\text{g}^{-1}$ | 330          |
| Carbon content / %                       | 4            |
| Recommended pH range                     | 2.0 – 7.5    |

## General

YMC-Pack TMS is a bonded phase suitable for samples that exhibit strong retention characteristics and are difficult or impossible to separate on conventional reversed phase or normal phase packings.

## Properties

YMC-Pack TMS is bonded with trimethylmonochlorosilane to create a phase with intermediate polarity for separation of extremely hydrophobic compounds using conventional reversed phase solvents and of highly polar compounds using normal phase solvents.

The chemistry of TMS is also well-suited for the analysis of multifunctional compounds. Selectivity characteristics of a C1 bonded phase can be unique, and samples must be tested to determine the applicability of the phase. YMC-Pack TMS is also available in preparative particle sizes.

## Column Care

YMC-Pack TMS is stable towards hydrolysis between pH 2.0-7.5. Remove acid and buffer salts before storage. Store the column in methanol / water = 70 / 30. Clogged inlet frits often can be cleaned by changing the flow direction or replacement.

For detailed information please refer to the "Column Care and Use Instructions" which can be downloaded from [www.ymc.de/support-documentation.html](http://www.ymc.de/support-documentation.html).

# Ordering Information

## 6 nm, 3 µm HPLC columns (Waters type hardware, WT)

| Phase        | Column ID [mm] | Column length [mm] |                |                |                | Guard cartridges* with 10 mm length |
|--------------|----------------|--------------------|----------------|----------------|----------------|-------------------------------------|
|              |                | 50                 | 100            | 150            | 250            | (pack of 5)                         |
| YMC-Pack Sil | 2.0            | SL06S03-0502WT     | SL06S03-1002WT | SL06S03-1502WT | SL06S03-2502WT | SL06S03-01Q1GC                      |
|              | 2.1            | SL06S03-05Q1WT     | SL06S03-10Q1WT | SL06S03-15Q1WT | SL06S03-25Q1WT | SL06S03-01Q1GC                      |
|              | 3.0            | SL06S03-0503WT     | SL06S03-1003WT | SL06S03-1503WT | SL06S03-2503WT | SL06S03-0103GC                      |
|              | 4.0            | SL06S03-0504WT     | SL06S03-1004WT | SL06S03-1504WT | SL06S03-2504WT | SL06S03-0104GC                      |
|              | 4.6            | SL06S03-0546WT     | SL06S03-1046WT | SL06S03-1546WT | SL06S03-2546WT | SL06S03-0104GC                      |

## 6 nm, 3 µm HPLC cartridge columns (Quick type hardware, QT)

| Phase        | Column ID [mm] | Column length [mm] |                |                |                | Guard cartridges* with 10 mm length |
|--------------|----------------|--------------------|----------------|----------------|----------------|-------------------------------------|
|              |                | 50                 | 100            | 150            | 250            | (pack of 5)                         |
| YMC-Pack Sil | 2.1            | SL06S03-05Q1QT     | SL06S03-10Q1QT | SL06S03-15Q1QT | SL06S03-25Q1QT | SL06S03-01Q1GC                      |
|              |                | SL06S03-0503QT     | SL06S03-1003QT | SL06S03-1503QT | SL06S03-2503QT | SL06S03-0103GC                      |
|              |                | SL06S03-0504QT     | SL06S03-1004QT | SL06S03-1504QT | SL06S03-2504QT | SL06S03-0104GC                      |

\*Guard cartridge holder required, part no. XPGCH-Q1

# Ordering Information

## 12 nm, 3 µm HPLC columns (Waters type hardware, WT)

| Phase        | Column ID [mm] | Column length [mm] |                |                |                | Guard cartridges* with 10 mm length |
|--------------|----------------|--------------------|----------------|----------------|----------------|-------------------------------------|
|              |                | 50                 | 100            | 150            | 250            |                                     |
|              |                |                    |                |                |                | (pack of 5)                         |
| YMC-Pack SIL | 2.0            | SL12S03-0502WT     | SL12S03-1002WT | SL12S03-1502WT | SL12S03-2502WT | SL12S03-01Q1GC                      |
|              | 2.1            | SL12S03-05Q1WT     | SL12S03-10Q1WT | SL12S03-15Q1WT | SL12S03-25Q1WT | SL12S03-01Q1GC                      |
|              | 3.0            | SL12S03-0503WT     | SL12S03-1003WT | SL12S03-1503WT | SL12S03-2503WT | SL12S03-0103GC                      |
|              | 4.0            | SL12S03-0504WT     | SL12S03-1004WT | SL12S03-1504WT | SL12S03-2504WT | SL12S03-0104GC                      |
|              | 4.6            | SL12S03-0546WT     | SL12S03-1046WT | SL12S03-1546WT | SL12S03-2546WT | SL12S03-0104GC                      |
| YMC-Pack NH2 | 2.0            | NH12S03-0502WT     | NH12S03-1002WT | NH12S03-1502WT | NH12S03-2502WT | NH12S03-01Q1GC                      |
|              | 2.1            | NH12S03-05Q1WT     | NH12S03-10Q1WT | NH12S03-15Q1WT | NH12S03-25Q1WT | NH12S03-01Q1GC                      |
|              | 3.0            | NH12S03-0503WT     | NH12S03-1003WT | NH12S03-1503WT | NH12S03-2503WT | NH12S03-0103GC                      |
|              | 4.0            | NH12S03-0504WT     | NH12S03-1004WT | NH12S03-1504WT | NH12S03-2504WT | NH12S03-0104GC                      |
|              | 4.6            | NH12S03-0546WT     | NH12S03-1046WT | NH12S03-1546WT | NH12S03-2546WT | NH12S03-0104GC                      |
| YMC-Pack TMS | 2.0            | TM12S03-0502WT     | TM12S03-1002WT | TM12S03-1502WT | TM12S03-2502WT | TM12S03-01Q1GC                      |
|              | 2.1            | TM12S03-05Q1WT     | TM12S03-10Q1WT | TM12S03-15Q1WT | TM12S03-25Q1WT | TM12S03-01Q1GC                      |
|              | 3.0            | TM12S03-0503WT     | TM12S03-1003WT | TM12S03-1503WT | TM12S03-2503WT | TM12S03-0103GC                      |
|              | 4.0            | TM12S03-0504WT     | TM12S03-1004WT | TM12S03-1504WT | TM12S03-2504WT | TM12S03-0104GC                      |
|              | 4.6            | TM12S03-0546WT     | TM12S03-1046WT | TM12S03-1546WT | TM12S03-2546WT | TM12S03-0104GC                      |
| YMC-Pack CN  | 2.0            | CN12S03-0502WT     | CN12S03-1002WT | CN12S03-1502WT | CN12S03-2502WT | CN12S03-01Q1GC                      |
|              | 2.1            | CN12S03-05Q1WT     | CN12S03-10Q1WT | CN12S03-15Q1WT | CN12S03-25Q1WT | CN12S03-01Q1GC                      |
|              | 3.0            | CN12S03-0503WT     | CN12S03-1003WT | CN12S03-1503WT | CN12S03-2503WT | CN12S03-0103GC                      |
|              | 4.0            | CN12S03-0504WT     | CN12S03-1004WT | CN12S03-1504WT | CN12S03-2504WT | CN12S03-0104GC                      |
|              | 4.6            | CN12S03-0546WT     | CN12S03-1046WT | CN12S03-1546WT | CN12S03-2546WT | CN12S03-0104GC                      |

## 12 nm, 3 µm HPLC cartridge columns (Quick type hardware, QT)

| Phase        | Column ID [mm] | Column length [mm] |                |                |                | Guard cartridges* with 10 mm length |
|--------------|----------------|--------------------|----------------|----------------|----------------|-------------------------------------|
|              |                | 50                 | 100            | 150            | 250            |                                     |
|              |                |                    |                |                |                | (pack of 5)                         |
| YMC-Pack SIL | 2.1            | SL12S03-05Q1QT     | SL12S03-10Q1QT | SL12S03-15Q1QT | SL12S03-25Q1QT | SL12S03-01Q1GC                      |
|              | 3.0            | SL12S03-0503QT     | SL12S03-1003QT | SL12S03-1503QT | SL12S03-2503QT | SL12S03-0103GC                      |
|              | 4.0            | SL12S03-0504QT     | SL12S03-1004QT | SL12S03-1504QT | SL12S03-2504QT | SL12S03-0104GC                      |
| YMC-Pack NH2 | 2.1            | NH12S03-05Q1QT     | NH12S03-10Q1QT | NH12S03-15Q1QT | NH12S03-25Q1QT | NH12S03-01Q1GC                      |
|              | 3.0            | NH12S03-0503QT     | NH12S03-1003QT | NH12S03-1503QT | NH12S03-2503QT | NH12S03-0103GC                      |
|              | 4.0            | NH12S03-0504QT     | NH12S03-1004QT | NH12S03-1504QT | NH12S03-2504QT | NH12S03-0104GC                      |
| YMC-Pack TMS | 2.1            | TM12S03-05Q1QT     | TM12S03-10Q1QT | TM12S03-15Q1QT | TM12S03-25Q1QT | TM12S03-01Q1GC                      |
|              | 3.0            | TM12S03-0503QT     | TM12S03-1003QT | TM12S03-1503QT | TM12S03-2503QT | TM12S03-0103GC                      |
|              | 4.0            | TM12S03-0504QT     | TM12S03-1004QT | TM12S03-1504QT | TM12S03-2504QT | TM12S03-0104GC                      |
| YMC-Pack CN  | 2.1            | CN12S03-05Q1QT     | CN12S03-10Q1QT | CN12S03-15Q1QT | CN12S03-25Q1QT | CN12S03-01Q1GC                      |
|              | 3.0            | CN12S03-0503QT     | CN12S03-1003QT | CN12S03-1503QT | CN12S03-2503QT | CN12S03-0103GC                      |
|              | 4.0            | CN12S03-0504QT     | CN12S03-1004QT | CN12S03-1504QT | CN12S03-2504QT | CN12S03-0104GC                      |

\*Guard cartridge holder required, part no. XPGCH-Q1

# Ordering Information

## 6 nm, 5 µm HPLC columns (Waters type hardware, WT)

| Phase        | Column ID [mm] | Column length [mm] |                |                |                | Guard cartridges* with 10 mm length |
|--------------|----------------|--------------------|----------------|----------------|----------------|-------------------------------------|
|              |                | 50                 | 100            | 150            | 250            |                                     |
| YMC-Pack Sil | 2.0            | SL06S05-0502WT     | SL06S05-1002WT | SL06S05-1502WT | SL06S05-2502WT | SL06S05-01Q1GC                      |
|              | 2.1            | SL06S05-05Q1WT     | SL06S05-10Q1WT | SL06S05-15Q1WT | SL06S05-25Q1WT | SL06S05-01Q1GC                      |
|              | 3.0            | SL06S05-0503WT     | SL06S05-1003WT | SL06S05-1503WT | SL06S05-2503WT | SL06S05-0103GC                      |
|              | 4.0            | SL06S05-0504WT     | SL06S05-1004WT | SL06S05-1504WT | SL06S05-2504WT | SL06S05-0104GC                      |
|              | 4.6            | SL06S05-0546WT     | SL06S05-1046WT | SL06S05-1546WT | SL06S05-2546WT | SL06S05-0104GC                      |

## 6 nm, 5 µm HPLC cartridge columns (Quick type hardware, QT)

| Phase        | Column ID [mm] | Column length [mm] |                |                |                | Guard cartridges* with 10 mm length |
|--------------|----------------|--------------------|----------------|----------------|----------------|-------------------------------------|
|              |                | 50                 | 100            | 150            | 250            |                                     |
| YMC-Pack Sil | 2.1            | SL06S05-05Q1QT     | SL06S05-10Q1QT | SL06S05-15Q1QT | SL06S05-25Q1QT | SL06S05-01Q1GC                      |
|              | 3.0            | SL06S05-0503QT     | SL06S05-1003QT | SL06S05-1503QT | SL06S05-2503QT | SL06S05-0103GC                      |
|              | 4.0            | SL06S05-0504QT     | SL06S05-1004QT | SL06S05-1504QT | SL06S05-2504QT | SL06S05-0104GC                      |

## 12 nm, 5 µm HPLC columns (Waters type hardware, WT)

| Phase                 | Column ID [mm] | Column length [mm] |                |                |                | Guard cartridges* with 10 mm length |
|-----------------------|----------------|--------------------|----------------|----------------|----------------|-------------------------------------|
|                       |                | 50                 | 100            | 150            | 250            |                                     |
| YMC-Pack SIL          | 2.0            | SL12S05-0502WT     | SL12S05-1002WT | SL12S05-1502WT | SL12S05-2502WT | SL12S05-01Q1GC                      |
|                       | 2.1            | SL12S05-05Q1WT     | SL12S05-10Q1WT | SL12S05-15Q1WT | SL12S05-25Q1WT | SL12S05-01Q1GC                      |
|                       | 3.0            | SL12S05-0503WT     | SL12S05-1003WT | SL12S05-1503WT | SL12S05-2503WT | SL12S05-0103GC                      |
|                       | 4.0            | SL12S05-0504WT     | SL12S05-1004WT | SL12S05-1504WT | SL12S05-2504WT | SL12S05-0104GC                      |
|                       | 4.6            | SL12S05-0546WT     | SL12S05-1046WT | SL12S05-1546WT | SL12S05-2546WT | SL12S05-0104GC                      |
| YMC-Pack PVA-Sil      | 2.0            | PV12S05-0502WT     | PV12S05-1002WT | PV12S05-1502WT | PV12S05-2502WT | PV12S05-01Q1GC                      |
|                       | 2.1            | PV12S05-05Q1WT     | PV12S05-10Q1WT | PV12S05-15Q1WT | PV12S05-25Q1WT | PV12S05-01Q1GC                      |
|                       | 3.0            | PV12S05-0503WT     | PV12S05-1003WT | PV12S05-1503WT | PV12S05-2503WT | PV12S05-0103GC                      |
|                       | 4.0            | PV12S05-0504WT     | PV12S05-1004WT | PV12S05-1504WT | PV12S05-2504WT | PV12S05-0104GC                      |
|                       | 4.6            | PV12S05-0546WT     | PV12S05-1046WT | PV12S05-1546WT | PV12S05-2546WT | PV12S05-0104GC                      |
| YMC-Pack Diol-NP      | 2.0            | DN12S05-0502WT     | DN12S05-1002WT | DN12S05-1502WT | DN12S05-2502WT | DN12S05-01Q1GC                      |
|                       | 2.1            | DN12S05-05Q1WT     | DN12S05-10Q1WT | DN12S05-15Q1WT | DN12S05-25Q1WT | DN12S05-01Q1GC                      |
|                       | 3.0            | DN12S05-0503WT     | DN12S05-1003WT | DN12S05-1503WT | DN12S05-2503WT | DN12S05-0103GC                      |
|                       | 4.0            | DN12S05-0504WT     | DN12S05-1004WT | DN12S05-1504WT | DN12S05-2504WT | DN12S05-0104GC                      |
|                       | 4.6            | DN12S05-0546WT     | DN12S05-1046WT | DN12S05-1546WT | DN12S05-2546WT | DN12S05-0104GC                      |
| YMC-Pack Polyamine II | 2.0            | PB12S05-0502WT     | PB12S05-1002WT | PB12S05-1502WT | PB12S05-2502WT | PB12S05-01Q1GC                      |
|                       | 2.1            | PB12S05-05Q1WT     | PB12S05-10Q1WT | PB12S05-15Q1WT | PB12S05-25Q1WT | PB12S05-01Q1GC                      |
|                       | 3.0            | PB12S05-0503WT     | PB12S05-1003WT | PB12S05-1503WT | PB12S05-2503WT | PB12S05-0103GC                      |
|                       | 4.0            | PB12S05-0504WT     | PB12S05-1004WT | PB12S05-1504WT | PB12S05-2504WT | PB12S05-0104GC                      |
|                       | 4.6            | PB12S05-0546WT     | PB12S05-1046WT | PB12S05-1546WT | PB12S05-2546WT | PB12S05-0104GC                      |
| YMC-Pack NH2          | 2.0            | NH12S05-0502WT     | NH12S05-1002WT | NH12S05-1502WT | NH12S05-2502WT | NH12S05-01Q1GC                      |
|                       | 2.1            | NH12S05-05Q1WT     | NH12S05-10Q1WT | NH12S05-15Q1WT | NH12S05-25Q1WT | NH12S05-01Q1GC                      |
|                       | 3.0            | NH12S05-0503WT     | NH12S05-1003WT | NH12S05-1503WT | NH12S05-2503WT | NH12S05-0103GC                      |
|                       | 4.0            | NH12S05-0504WT     | NH12S05-1004WT | NH12S05-1504WT | NH12S05-2504WT | NH12S05-0104GC                      |
|                       | 4.6            | NH12S05-0546WT     | NH12S05-1046WT | NH12S05-1546WT | NH12S05-2546WT | NH12S05-0104GC                      |
| YMC-Pack TMS          | 2.0            | TM12S05-0502WT     | TM12S05-1002WT | TM12S05-1502WT | TM12S05-2502WT | TM12S05-01Q1GC                      |
|                       | 2.1            | TM12S05-05Q1WT     | TM12S05-10Q1WT | TM12S05-15Q1WT | TM12S05-25Q1WT | TM12S05-01Q1GC                      |
|                       | 3.0            | TM12S05-0503WT     | TM12S05-1003WT | TM12S05-1503WT | TM12S05-2503WT | TM12S05-0103GC                      |
|                       | 4.0            | TM12S05-0504WT     | TM12S05-1004WT | TM12S05-1504WT | TM12S05-2504WT | TM12S05-0104GC                      |
|                       | 4.6            | TM12S05-0546WT     | TM12S05-1046WT | TM12S05-1546WT | TM12S05-2546WT | TM12S05-0104GC                      |
| YMC-Pack CN           | 2.0            | CN12S05-0502WT     | CN12S05-1002WT | CN12S05-1502WT | CN12S05-2502WT | CN12S05-01Q1GC                      |
|                       | 2.1            | CN12S05-05Q1WT     | CN12S05-10Q1WT | CN12S05-15Q1WT | CN12S05-25Q1WT | CN12S05-01Q1GC                      |
|                       | 3.0            | CN12S05-0503WT     | CN12S05-1003WT | CN12S05-1503WT | CN12S05-2503WT | CN12S05-0103GC                      |
|                       | 4.0            | CN12S05-0504WT     | CN12S05-1004WT | CN12S05-1504WT | CN12S05-2504WT | CN12S05-0104GC                      |
|                       | 4.6            | CN12S05-0546WT     | CN12S05-1046WT | CN12S05-1546WT | CN12S05-2546WT | CN12S05-0104GC                      |

\*Guard cartridge holder required, part no. XPGCH-Q1

# Ordering Information

## 12 nm, 5 µm HPLC cartridge columns (Quick type hardware, QT)

| Phase                 | Column ID [mm] | Column length [mm] |                |                |                | Guard cartridges* with 10 mm length |
|-----------------------|----------------|--------------------|----------------|----------------|----------------|-------------------------------------|
|                       |                | 50                 | 100            | 150            | 250            |                                     |
|                       |                |                    |                |                |                | (pack of 5)                         |
| YMC-Pack SIL          | 2.1            | SL12S05-05Q1QT     | SL12S05-10Q1QT | SL12S05-15Q1QT | SL12S05-25Q1QT | SL12S05-01Q1GC                      |
|                       | 3.0            | SL12S05-05Q3QT     | SL12S05-10Q3QT | SL12S05-15Q3QT | SL12S05-25Q3QT | SL12S05-01Q3GC                      |
|                       | 4.0            | SL12S05-05Q4QT     | SL12S05-10Q4QT | SL12S05-15Q4QT | SL12S05-25Q4QT | SL12S05-01Q4GC                      |
| YMC-Pack PVA-Sil      | 2.1            | PV12S05-05Q1QT     | PV12S05-10Q1QT | PV12S05-15Q1QT | PV12S05-25Q1QT | PV12S05-01Q1GC                      |
|                       | 3.0            | PV12S05-05Q3QT     | PV12S05-10Q3QT | PV12S05-15Q3QT | PV12S05-25Q3QT | PV12S05-01Q3GC                      |
|                       | 4.0            | PV12S05-05Q4QT     | PV12S05-10Q4QT | PV12S05-15Q4QT | PV12S05-25Q4QT | PV12S05-01Q4GC                      |
| YMC-Pack Diol-NP      | 2.1            | DN12S05-05Q1QT     | DN12S05-10Q1QT | DN12S05-15Q1QT | DN12S05-25Q1QT | DN12S05-01Q1GC                      |
|                       | 3.0            | DN12S05-05Q3QT     | DN12S05-10Q3QT | DN12S05-15Q3QT | DN12S05-25Q3QT | DN12S05-01Q3GC                      |
|                       | 4.0            | DN12S05-05Q4QT     | DN12S05-10Q4QT | DN12S05-15Q4QT | DN12S05-25Q4QT | DN12S05-01Q4GC                      |
| YMC-Pack Polyamine II | 2.1            | PB12S05-05Q1QT     | PB12S05-10Q1QT | PB12S05-15Q1QT | PB12S05-25Q1QT | PB12S05-01Q1GC                      |
|                       | 3.0            | PB12S05-05Q3QT     | PB12S05-10Q3QT | PB12S05-15Q3QT | PB12S05-25Q3QT | PB12S05-01Q3GC                      |
|                       | 4.0            | PB12S05-05Q4QT     | PB12S05-10Q4QT | PB12S05-15Q4QT | PB12S05-25Q4QT | PB12S05-01Q4GC                      |
| YMC-Pack NH2          | 2.1            | NH12S05-05Q1QT     | NH12S05-10Q1QT | NH12S05-15Q1QT | NH12S05-25Q1QT | NH12S05-01Q1GC                      |
|                       | 3.0            | NH12S05-05Q3QT     | NH12S05-10Q3QT | NH12S05-15Q3QT | NH12S05-25Q3QT | NH12S05-01Q3GC                      |
|                       | 4.0            | NH12S05-05Q4QT     | NH12S05-10Q4QT | NH12S05-15Q4QT | NH12S05-25Q4QT | NH12S05-01Q4GC                      |
| YMC-Pack TMS          | 2.1            | TM12S05-05Q1QT     | TM12S05-10Q1QT | TM12S05-15Q1QT | TM12S05-25Q1QT | TM12S05-01Q1GC                      |
|                       | 3.0            | TM12S05-05Q3QT     | TM12S05-10Q3QT | TM12S05-15Q3QT | TM12S05-25Q3QT | TM12S05-01Q3GC                      |
|                       | 4.0            | TM12S05-05Q4QT     | TM12S05-10Q4QT | TM12S05-15Q4QT | TM12S05-25Q4QT | TM12S05-01Q4GC                      |
| YMC-Pack CN           | 2.1            | CN12S05-05Q1QT     | CN12S05-10Q1QT | CN12S05-15Q1QT | CN12S05-25Q1QT | CN12S05-01Q1GC                      |
|                       | 3.0            | CN12S05-05Q3QT     | CN12S05-10Q3QT | CN12S05-15Q3QT | CN12S05-25Q3QT | CN12S05-01Q3GC                      |
|                       | 4.0            | CN12S05-05Q4QT     | CN12S05-10Q4QT | CN12S05-15Q4QT | CN12S05-25Q4QT | CN12S05-01Q4GC                      |

## 30 nm, 5 µm HPLC columns (Waters type hardware, WT)

| Phase       | Column ID [mm] | Column length [mm] |                |                |                | Guard cartridges* with 10 mm length |
|-------------|----------------|--------------------|----------------|----------------|----------------|-------------------------------------|
|             |                | 50                 | 100            | 150            | 250            |                                     |
|             |                |                    |                |                |                | (pack of 5)                         |
| YMC-Pack CN | 2.0            | CN30S05-05Q2WT     | CN30S05-10Q2WT | CN30S05-15Q2WT | CN30S05-25Q2WT | CN30S05-01Q1GC                      |
|             | 2.1            | CN30S05-05Q1WT     | CN30S05-10Q1WT | CN30S05-15Q1WT | CN30S05-25Q1WT | CN30S05-01Q1GC                      |
|             | 3.0            | CN30S05-05Q3WT     | CN30S05-10Q3WT | CN30S05-15Q3WT | CN30S05-25Q3WT | CN30S05-01Q3GC                      |
|             | 4.0            | CN30S05-05Q4WT     | CN30S05-10Q4WT | CN30S05-15Q4WT | CN30S05-25Q4WT | CN30S05-01Q4GC                      |
|             | 4.6            | CN30S05-05Q6WT     | CN30S05-10Q6WT | CN30S05-15Q6WT | CN30S05-25Q6WT | CN30S05-01Q6GC                      |

## 30 nm, 5 µm HPLC cartridge columns (Quick type hardware, QT)

| Phase       | Column ID [mm] | Column length [mm] |                |                |                | Guard cartridges* with 10 mm length |
|-------------|----------------|--------------------|----------------|----------------|----------------|-------------------------------------|
|             |                | 50                 | 100            | 150            | 250            |                                     |
|             |                |                    |                |                |                | (pack of 5)                         |
| YMC-Pack CN | 2.1            | CN30S05-05Q1QT     | CN30S05-10Q1QT | CN30S05-15Q1QT | CN30S05-25Q1QT | CN30S05-01Q1GC                      |
|             | 3.0            | CN30S05-05Q3QT     | CN30S05-10Q3QT | CN30S05-15Q3QT | CN30S05-25Q3QT | CN30S05-01Q3GC                      |
|             | 4.0            | CN30S05-05Q4QT     | CN30S05-10Q4QT | CN30S05-15Q4QT | CN30S05-25Q4QT | CN30S05-01Q4GC                      |

\*Guard cartridge holder required, part no. XPGCH-Q1

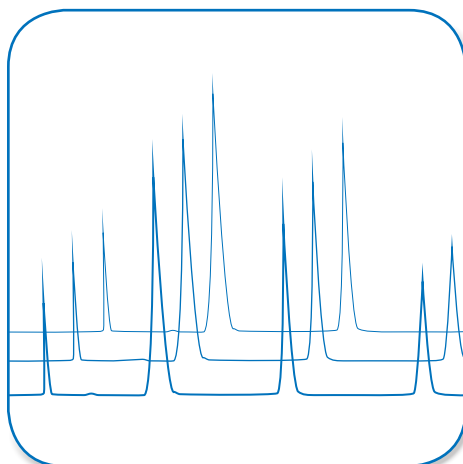
For other dimensions, please contact your YMC representative or YMC directly by phone (+49 (0)2064 427-0), by mail ([info@ymc.de](mailto:info@ymc.de)) or use our online chat on our homepage ([www.ymc.de](http://www.ymc.de)).







## Speciality Columns



## Contents

|                           |         |
|---------------------------|---------|
| YMC Carotenoid.....       | 114–115 |
| YMC PAH .....             | 116–117 |
| J'sphere ODS.....         | 118–123 |
| Ordering Information..... | 124–126 |

---

# Speciality Columns

## Introduction

### Unique bonded phases

The YMC's Speciality Columns represents major advances in modern chromatography. In order to obtain maximum separation and resolution, selectivity has to be optimised. YMC is dedicated to produce speciality phases, which are designed to provide robust, reliable and easy transferable methods for specific applications. For this reason, YMC introduce YMC Carotenoid and YMC PAH phases, which

are designed to show high recognition for structurally similar polar and nonpolar carotenoids and polyaromatic hydrocarbons, respectively.

In addition, YMC's J'sphere columns are a series of packings, which offer a range of different hydrophobicity controlled by the alternative process of C18 chain density.

# YMC Carotenoid

- **C30 chains**
- **very lipophilic**
- **exceptional selectivity pattern**
- **isomer recognition**
- **LC-MS applications**
- **polar carotenes**
- **polar and nonpolar xanthophylls**
- **steroids**
- **retinols**
- **fat-soluble vitamins**

| Specifications                           | YMC Carotenoid |
|--|----------------|
| Particle size / $\mu\text{m}$            | 3; 5           |
| Pore size / nm                           | proprietary    |
| Surface area / $\text{m}^2\text{g}^{-1}$ | proprietary    |
| Carbon content / %                       | proprietary    |
| Recommended pH range                     | 2.0 – 7.5      |

## General

The separation of geometric and positional isomers is a challenging task in reversed phase chromatography. Subtle molecular differences have to be recognized and resolved by this particular stationary phase. Sander et al. have con-

clusively shown that polymeric C30 HPLC stationary phases are able to discriminate isomeric structures of long chain molecules [1,2].

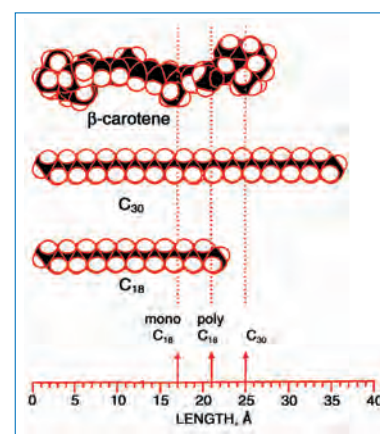
## Properties

Compared to classical C18 stationary phases, YMC Carotenoid is much more hydrophobic. Even when pure organic eluents are applied, many sample solutes are retained. The use of non-aqueous reversed phase mobile phases facilitates 100% solvent recycling and LC-MS applications. The YMC Carotenoid stationary phase provides sufficient phase thickness to enhance interaction with long chained molecules (see figure on right). Therefore, geometric and positional isomers of conjugated double bonding systems are recognised and resolved by the YMC Carotenoid phase.

The resolving power of YMC Carotenoid for isomers can be verified by the separation of carotenoids, which has been subject of considerable research efforts in the past. Carotenoids are found in a variety of natural sources including fruits and vegetables. In addition, carotenoids are

considered as potential drugs for cancer intervention or prevention.

Despite the complexity of carotenoid extracts and the minor shape differences between carotenoid isomers, the separation, identification and quantification of these compounds can be achieved by using YMC Carotenoid columns.



Comparison of the film thickness of C18 and C30 stationary phases with the molecular length of  $\beta$ -carotene (determined with Small Angle Neutron Scattering (SANS)).

## Application

YMC Carotenoid columns are successfully used in the food industry, for the analysis of vitamin formulations, in environmental analysis, and for the control of algal growth.

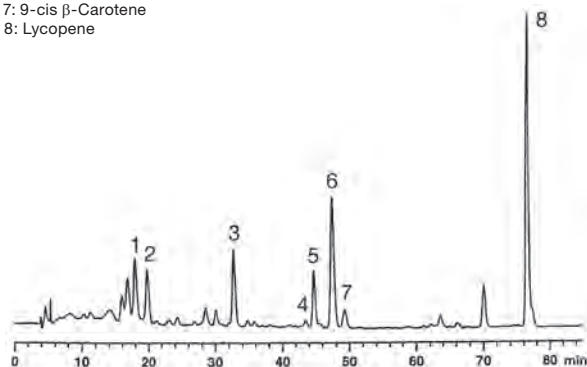
Other potential applications include the separation of prostaglandins and leucotrienes.

# YMC Carotenoid

## Separation of natural compounds

### Extract of SRM 2383, NIST food standard<sup>a</sup>

- 1: Lutein
- 2: Zeaxanthin
- 3:  $\beta$ -Cryptoxanthin
- 4: 13-cis  $\beta$ -Carotene
- 5:  $\alpha$ -Carotene
- 6: trans  $\beta$ -Carotene
- 7: 9-cis  $\beta$ -Carotene
- 8: Lycopene

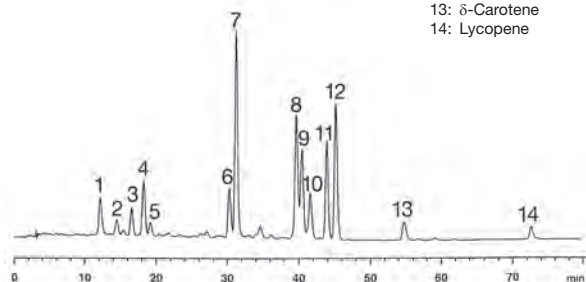


Column: YMC Carotenoid (5  $\mu$ m) 250 x 4.6 mm ID  
 Part No.: CT99S05-2546WT  
 Eluent: A: MeOH / MTBE / H<sub>2</sub>O = 81/15/4 / B: MeOH / MTBE / H<sub>2</sub>O = 6/90/4  
 Gradient: 0-100% B (90 min)  
 Flow: 1.0 mL/min  
 Detection: UV at 450 nm  
 Temperature: ambient

### Carotene and Xanthophyll standard<sup>a</sup>

Gradient elution was performed by ternary gradient elution. Mobile phase B) is not miscible in this proportion. For binary gradient elution, MeOH/MTBE/water(7/90/3) is suitable as mobile phase B).

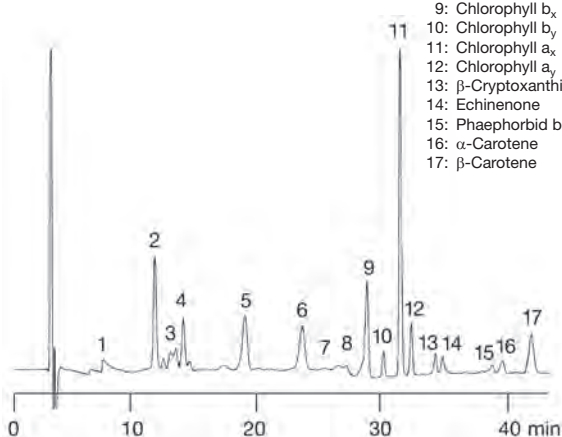
- 1: Astaxanthin
- 2: Capsanthin
- 3: Lutein
- 4: Zeaxanthin
- 5: Canthaxanthin
- 6:  $\beta$ -Cryptoxanthin
- 7: Echinenone
- 8: 15-cis  $\beta$ -Carotene
- 9: 13-cis  $\beta$ -Carotene
- 10:  $\alpha$ -Carotene
- 11: trans  $\beta$ -Carotene
- 12: 9-cis  $\beta$ -Carotene
- 13:  $\delta$ -Carotene
- 14: Lycopene



Column: YMC Carotenoid (5  $\mu$ m) 250 x 4.6 mm ID  
 Part No.: CT99S05-2546WT  
 Eluent: A: MeOH / MTBE / H<sub>2</sub>O = 81/15/4 / B: MeOH / MTBE / H<sub>2</sub>O = 6/90/4  
 Gradient: 1-100% B (90 min)  
 Flow: 1.0 mL/min  
 Detection: UV at 450 nm  
 Temperature: ambient

### Carotenoid pigments in algae<sup>b</sup>

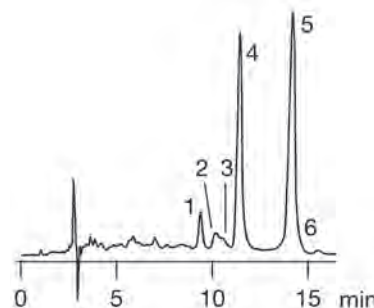
- 1: Chlorophyll c<sub>1</sub>+c<sub>2</sub>
- 2: Fucoxanthin
- 3: Neoxanthin
- 4: Violaxanthin
- 5: Diadinoxanthin
- 6: Lutein
- 7: Zeaxanthin
- 8: Diatoxanthin
- 9: Chlorophyll b<sub>x</sub>
- 10: Chlorophyll b<sub>y</sub>
- 11: Chlorophyll a<sub>x</sub>
- 12: Chlorophyll a<sub>y</sub>
- 13:  $\beta$ -Cryptoxanthin
- 14: Echinenone
- 15: Phaephorbid b
- 16:  $\alpha$ -Carotene
- 17:  $\beta$ -Carotene



Column: YMC Carotenoid (5  $\mu$ m) 250 x 4.6 mm ID  
 Part No.: CT99S05-2546WT  
 Eluent: A: methanol / acetone = 60/40  
 B: acetone / H<sub>2</sub>O = 60/40  
 Gradient: 60-30% B (0-3 min), 30% B (3-22 min), 30-10% B (22-26 min), 10% B (26-41.5 min), 10-60% B (41.5-45 min)  
 Flow: 0.5 mL/min  
 Detection: UV at 450 nm  
 Temperature: 35 °C

### Carotene isomers from commercially available capsules<sup>a</sup>

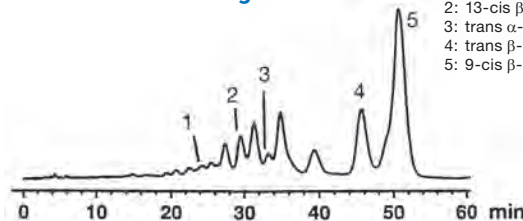
- 1: 15-cis  $\beta$ -Carotene
- 2: 13-cis  $\beta$ -Carotene
- 3: 13'-cis  $\beta$ -Carotene
- 4:  $\alpha$ -Carotene
- 5:  $\beta$ -Carotene
- 6:  $\alpha$ -Carotene



Column: YMC Carotenoid (5  $\mu$ m) 250 x 4.6 mm ID  
 Part No.: CT99S05-2546WT  
 Eluent: EtOH / MeOH / THF = 75/20/5  
 Flow: 1.0 mL/min  
 Detection: UV at 450 nm  
 Temperature: ambient

### Carotenes found in algae<sup>a</sup>

- 1: 15-cis  $\beta$ -Carotene
- 2: 13-cis  $\beta$ -Carotene
- 3: trans  $\alpha$ -Carotene
- 4: trans  $\beta$ -Carotene
- 5: 9-cis  $\beta$ -Carotene



Column: YMC Carotenoid (5  $\mu$ m) 250 x 4.6 mm ID  
 Part No.: CT99S05-2546WT  
 Eluent: MeOH / MTBE = 80/20  
 Flow: 2.0 mL/min  
 Detection: UV at 450 nm  
 Temperature: 35 °C

#### References

- [1] Sander, L.C. and S.A. Wise; J. Chromatogr. 1993, 656, 335-351
- [2] Sander, L.C. et al.; Anal. Chem. 1994, 66, 1667-1674
- [3] Block, G. and L. Langseth, "Antioxidant Vitamins and Disease Prevention", Food Technology July 1994

<sup>a</sup> Courtesy of L.C. Sander, NIST, Gaithersburg, NC, USA

<sup>b</sup> Courtesy of J. Schmid, Institut für Seenforschung, Langenargen, Germany

# YMC PAH

- specifically designed for the analysis of Polynuclear Aromatic Hydrocarbons
- provides the resolution necessary for a fast identification and quantification for PAHs

| Specifications                           | YMC PAH     |
|--|-------------|
| Particle size / $\mu\text{m}$            | 3; 5        |
| Pore size / nm                           | proprietary |
| Surface area / $\text{m}^2\text{g}^{-1}$ | proprietary |
| Carbon content / %                       | proprietary |
| Recommended pH range                     | 2.0 – 6.5   |

## General

Polynuclear Aromatic Hydrocarbons (PAHs) are among the most frequently monitored environmental contaminants. YMC PAH columns have been specifically developed for the highly demanding analysis of Polynuclear Aromatic Hydrocarbons.

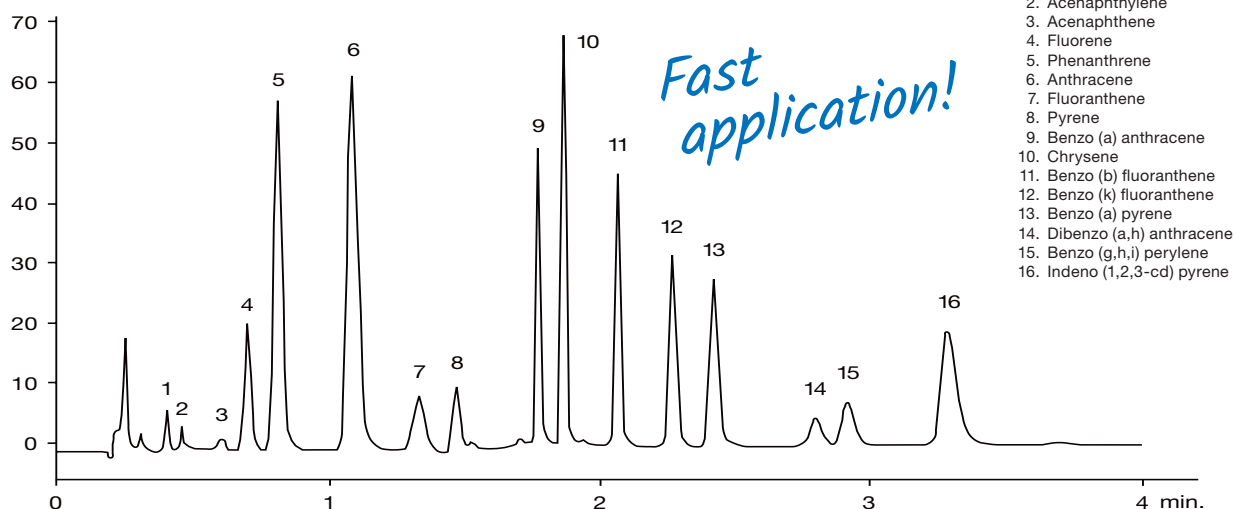
Standard and official methods for the analysis of PAHs are found in compendia for air, drinking water, waste water, solid waste, and food analysis. Many of these methods specify HPLC, usually with UV or fluorescence detection, as recommended analytical procedure.

## Properties

The YMC PAH columns provide narrow symmetrical peak shapes and its resolving ability leads to an easy identification and quantification for PAHs. The optimised selectivity

of YMC PAH columns results in a separation with enough space for wavelength changes by the use of fluorescence detectors.

### 16 PAH according to EPA 610

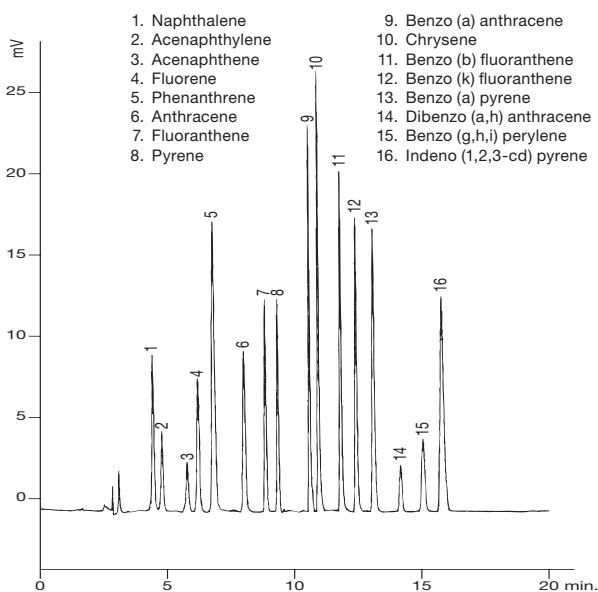


Column: YMC PAH (3  $\mu\text{m}$ ) 50 x 4.0 mm ID  
 Part No.: YP99S03-0504QT  
 Eluent: A) methanol / water (80/20) B) acetonitrile  
 Flow rate: 2.0 mL/min  
 Temperature: 24 °C  
 Detection: UV at 254 nm Gradient

| Time [min] | A   | B    |
|------------|-----|------|
| 0.0        | 90% | 10%  |
| 0.5        | 90% | 10%  |
| 1.0        | 0%  | 100% |
| 4.0        | 0%  | 100% |

# YMC PAH

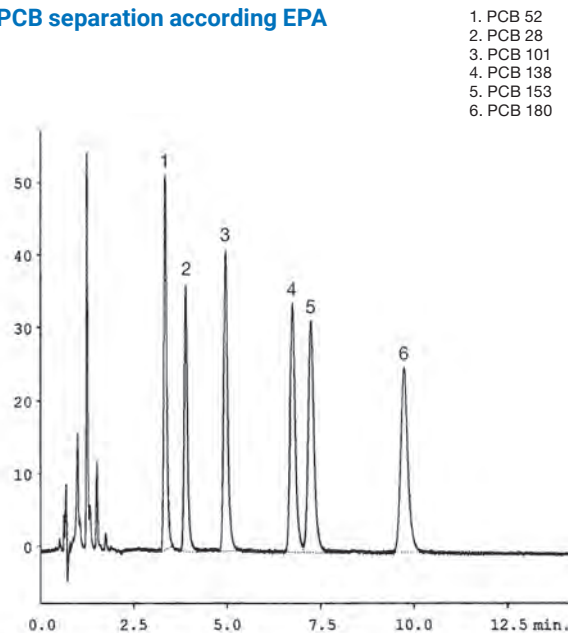
## 16 PAH according to EPA 610



Column: YMC PAH (5  $\mu$ m) 250 x 3.0 mm ID  
 Part No.: YP99S05-2503QT  
 Eluent: A) MeOH / water (80/20)  
 B) acetonitrile  
 Flow rate: 0.43 mL/min  
 Temperature: 30 °C  
 Detection: UV at 254 nm  
 Injection: 5  $\mu$ L

| Gradient Time [min] | A   | B    |
|---------------------|-----|------|
| 0,0                 | 90% | 10%  |
| 4                   | 90% | 10%  |
| 7                   | 0%  | 100% |
| 25                  | 0%  | 100% |

## PCB separation according to EPA

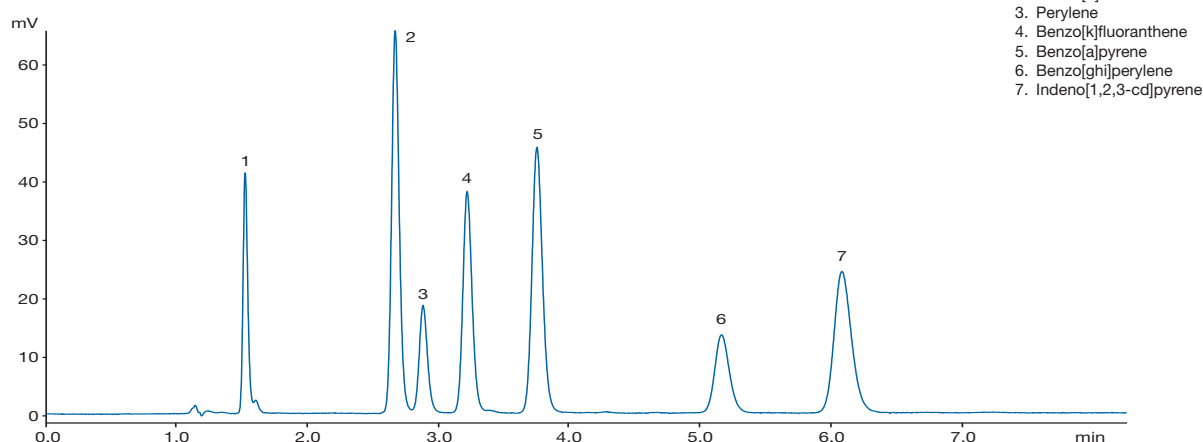


Column: YMC PAH (3  $\mu$ m) 100 x 3.0 mm ID  
 Part No.: YP99S05-1003QT  
 Eluent: acetonitrile / water (75/25)  
 Flow rate: 0.6 mL/min  
 Temperature: 30 °C  
 Detection: UV at 220 nm

Polynuclear Aromatic Hydrocarbons (PAHs) are ubiquitous xenobiotics which are known or suspected carcinogens. According to the German Trinkwasserverordnung (TVO) six PAH have to be quantified. Moreover Perylene, which is often present in the samples under investigation, has to be fully resolved in order to avoid coelutions and therefore questionable results.

The chromatogram below shows the successful separation of all seven substances with a YMC PAH column as stationary and an acetonitrile/methanol mixture as a simple isocratic mobile phase. The elution time has been reduced to approximately six minutes with excellent resolution without the need for gradient elution.

## 7 PAH according to EPA 610



Column: YMC PAH (5  $\mu$ m) 125 x 4.0 mm ID  
 Part No.: YP99S05-R504QT  
 Eluent: acetonitrile / methanol (95/5)  
 Flow rate: 1.0 mL/min  
 Temp.: 25 °C  
 Detection: UV at 254 nm  
 Inj.-vol.: 5  $\mu$ L



# J'sphere ODS

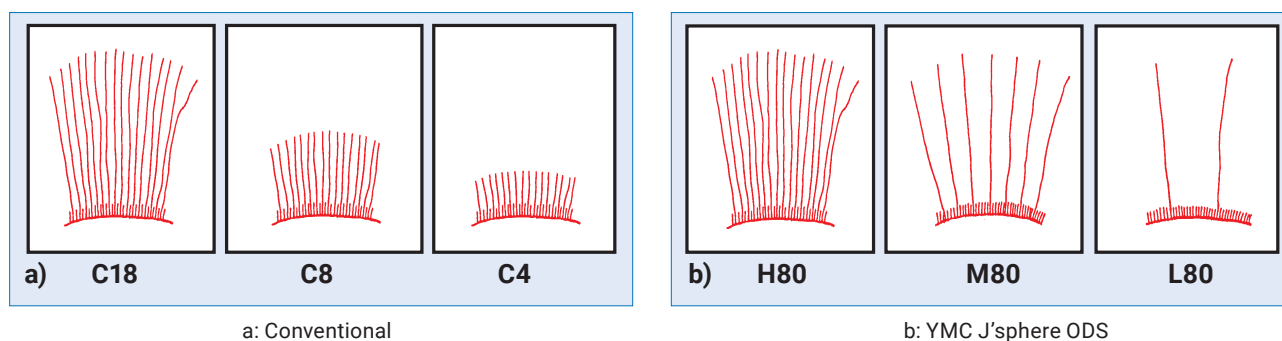
- *high quality RP columns*
- *high surface silica, 8 nm, 4  $\mu\text{m}$*
- *polarity range created solely by C18*
- *bonding density*
- *metabolite recognition*
- *high siloxane content*
- *additional selectivity through H-bonding*
- *a selectivity concept designed for*
  - quality control
  - pharmaceuticals
  - organic intermediates
  - hormones, steroids

| Specifications                           | J'sphere ODS-H80 | J'sphere ODS-M80 | J'sphere ODS-L80 |
|--|------------------|------------------|------------------|
| Particle size / $\mu\text{m}$            | 4                | 4                | 4                |
| Pore size / nm                           | 8                | 8                | 8                |
| Surface area / $\text{m}^2\text{g}^{-1}$ | 510              | 510              | 510              |
| Carbon content / %                       | 22               | 14               | 9                |
| Recommended pH range                     | 1.0 – 9.0        | 2.0 – 7.5        | 2.0 – 7.5        |

## General

Alkyl chains of different lengths, including C18, C8 and C4, are commonly used for bonding during the synthesis of conventional reversed stationary phases of different polarity. YMC however, have applied another approach for creating divergent polarities and improving the consistency

in the synthesis of reversed phase packings. With J'sphere ODS, the alkyl chain length is kept constant (as C18), but the content of C18 groups on the silica surface is varied to produce the three different J'sphere ODS packings with graduated hydrophobicity (see figure below).



Schematic comparison of reversed phases of different polarity.

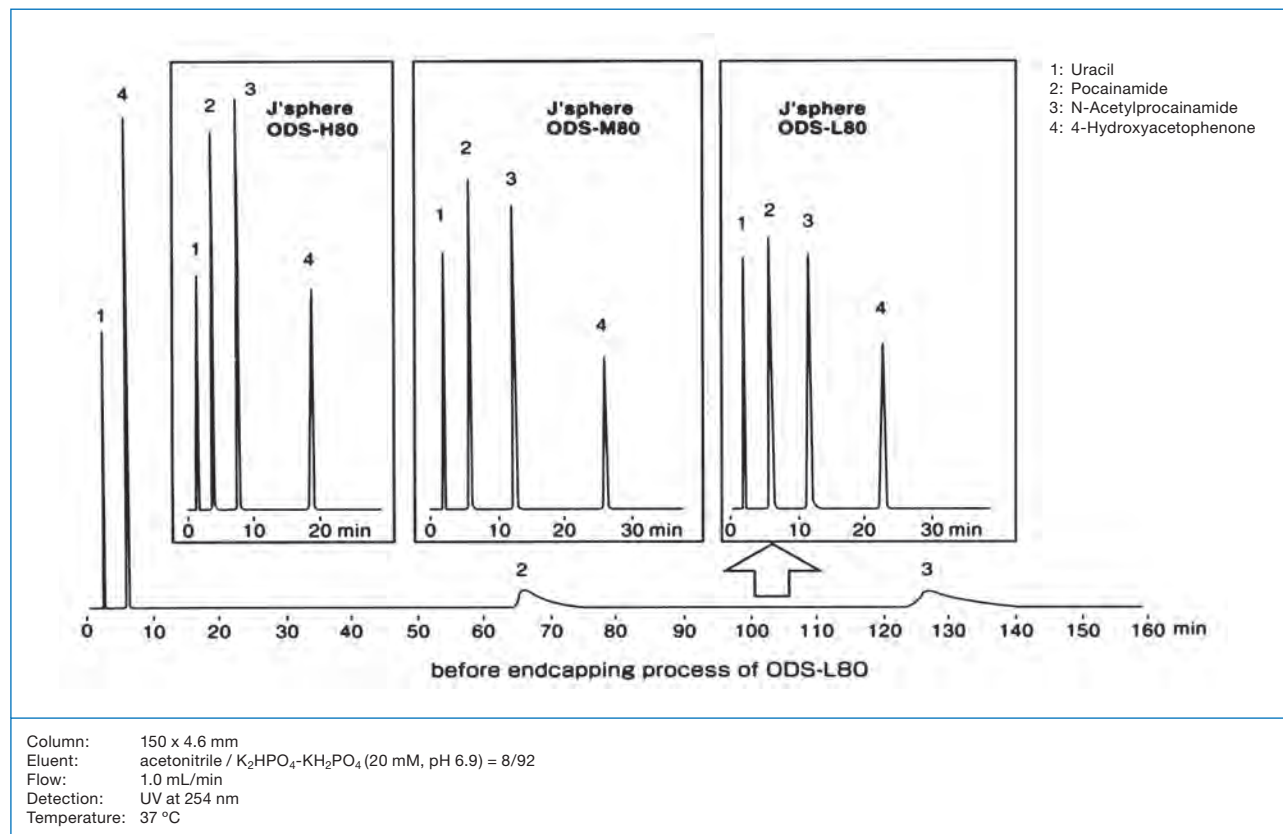
## Physico-Chemical Properties

J'sphere ODS packings are based on a spherical, ultra pure, high surface area silica with a mean pore diameter of 8 nm and a mean particle diameter of 4  $\mu\text{m}$ . J'sphere silica has a very homogeneous surface providing additional siloxane

groups. They are almost of the same nature as ether groups and they are able to form H-bonding which is of great importance for the retentivity and selectivity of J'sphere ODS bonded phases.

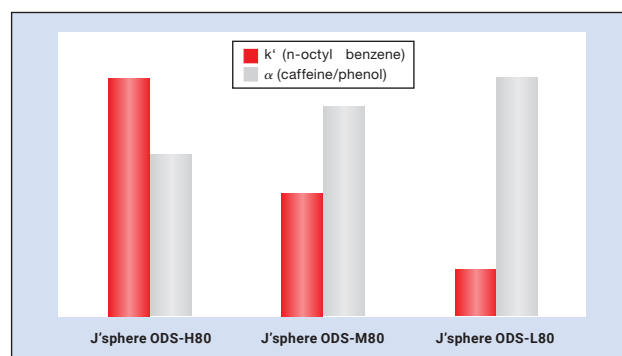
# J'sphere ODS

An elaborate endcapping process is applied to react the remaining silanols to effectively suppress the undesired non-specific interactions (see figure below).



Three types of ODS are processed by endcapping technology to minimize the effect of residual silanol as much as possible.

The stepwise decrease of hydrophobicity in the J'sphere ODS-H80, M80 and L80 series is accompanied by a corresponding increase in the H-bonding capacity (see figure right). If a sample molecule is susceptible to H-bonding, the resulting interaction represents additional retention and enhances the selectivity in RP separations.



Hydrophobicity (indicated by  $k'$  for n-octyl benzene) and H-bonding capacity (indicated by  $\alpha$  of caffeine/phenol) of J'sphere ODS columns.

## Selectivity Data

The exclusive use of C18 groups makes the hydrophobic interaction identical for all three types of J'sphere ODS packings; only the degree of hydrophobicity, i.e. the polarity, is varied.

In addition to the hydrophobic interaction, the surface siloxane groups of J'sphere ODS packings provide a pronounced H-bonding capacity contributing additional selectivity.

The ability to interact strongly via H-bonding, creates the opportunity to make use of an additional degree of freedom in selectivity. The "controlled hydrogen bonding capacity" of YMC J'sphere ODS packings represents an efficient tool for the chromatographic discrimination of closely related compounds presenting only minor molecular differences.

# J'sphere ODS

## Applications

### J'sphere ODS-H80

J'sphere ODS-H80 is the most hydrophobic stationary phase in this series. It is densely covered with polymeric bonded C18 groups yielding a high carbon content and providing a strong, dominant, lipophilic interaction with the nonpolar sites of the sample molecules. However, the ability

to form H-bonding gives additional selectivity, which is essential for difficult separations, such as drug and corresponding metabolite discrimination. Even stereoisomers can be separated by J'sphere ODS-H80 columns.

### J'sphere ODS-M80

The lower coverage of C18 monomeric bonded groups in J'sphere ODS-M80 provides moderate hydrophobicity. As the lipophilic character is decreased, the H-bonding capacity becomes more and more important. J'sphere ODS-M80 has a pronounced balanced polarity which is extraordinary

flexible and allows application to a wide variety of separation problems. Depending on the separation, J'sphere ODS-M80 columns can be operated over a very broad range of eluent polarity. J'sphere ODS-M80 columns are a very adaptable tool in various fields in analytical HPLC including drug analysis and QC.

### J'sphere ODS-L80

J'sphere ODS-L80 has a low polymeric bonded C18 coverage, providing only minor hydrophobic retention. The extremely high H-bonding capacity makes J'sphere ODS-L80

very useful for the separation of polar compounds. Such compounds frequently have molecular sites which are susceptible to H-bonding and hence, are easily separated by a H-bonding mechanism.

## Conclusion

By using the graduated properties of J'sphere ODS columns, a great variety of chemical and pharmaceutical applications can be achieved. YMC J'sphere ODS analytical columns are

a good choice for the analysis of pharmaceuticals, organic intermediates, metabolites etc., due to their concept of fine-tuned approach by using different H-bonding capacities.

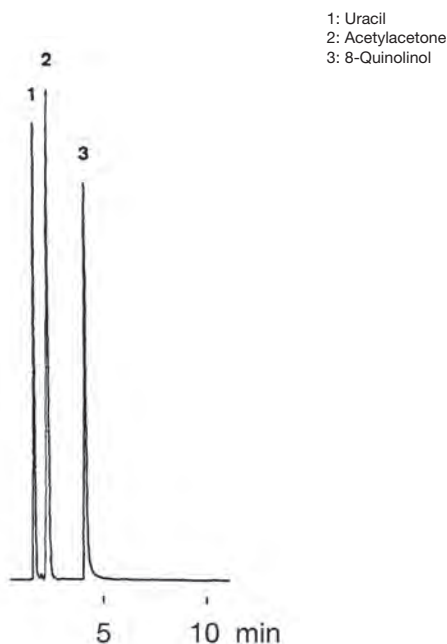
## Quality Specifications

Based on the experience in high performance analytical selectivities and large scale silicas synthesis and bonded phases, the long term availability of high quality analytical J'sphere ODS columns is guaranteed. Sophisticated selec-

tivity tests for quality control ensure reproducible separations. These quality control tests guarantee the customer long term reproducible performance, which is essential for the validated analytical HPLC methods.

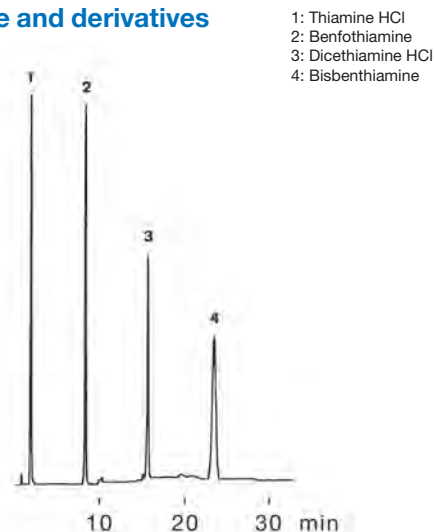
## J'sphere ODS-H80

## Elution profile of complexing agents



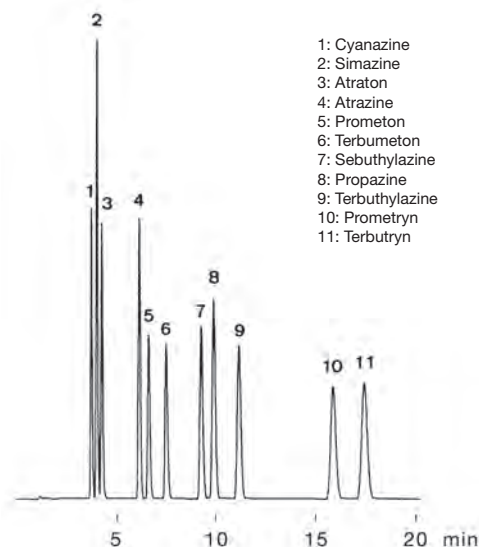
Column: J'sphere ODS-H80 (8 nm, 4  $\mu$ m) 150 x 4.6 mm ID  
Part No.: JH08S04-1546WT  
Eluent:  $K_2HPO_4$ - $KH_2PO_4$  (20 mM, pH 6.9) / methanol = 40/60  
Flow: 1.0 mL/min  
Detection: UV at 254 nm  
Temperature: 37 °C

## Thiamine and derivatives



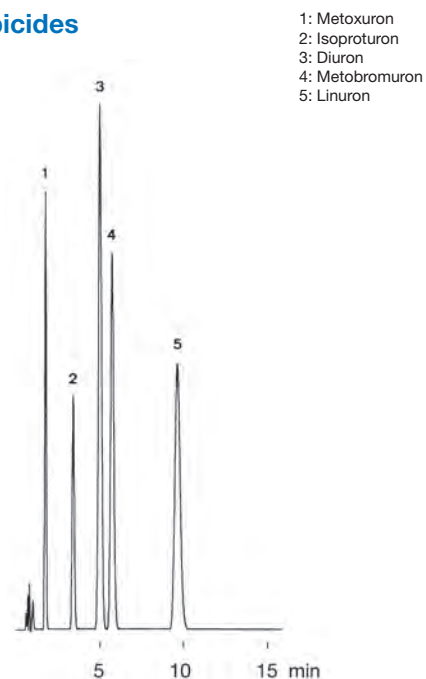
Column: J'sphere ODS-H80 (8 nm, 4  $\mu$ m) 75 x 4.6 mm ID  
Part No.: JH08S04-L546WT  
Eluent: A:  $(NH_4)_2HPO_4$  (50 mM)  
B: methanol /  $(NH_4)_2HPO_4$  (50 mM) = 60/40  
Gradient: 10-100% B (0-15 min, linear), 100% B (15-30 min)  
Flow: 1.0 mL/min  
Detection: UV at 260 nm  
Temperature: 37 °C

## Triazine herbicides



Column: J'sphere ODS-H80 (8 nm, 4  $\mu$ m) 150 x 4.6 mm ID  
Part No.: JH08S04-1546WT  
Eluent: acetonitrile /  $NH_4H_2PO_4$  (50 mM) = 45/55  
Flow: 1.0 mL/min  
Detection: UV at 230 nm  
Temperature: 37 °C

## Urea herbicides

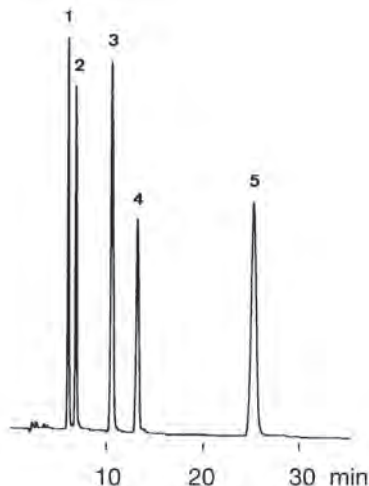


Column: J'sphere ODS-H80 (8 nm, 4  $\mu$ m) 150 x 4.6 mm ID  
Part No.: JH08S04-1546WT  
Eluent: THF /  $H_2O$  = 30/70  
Flow: 1.0 mL/min  
Detection: UV at 260 nm  
Temperature: 37 °C

# J'sphere ODS-M80

## Catechins

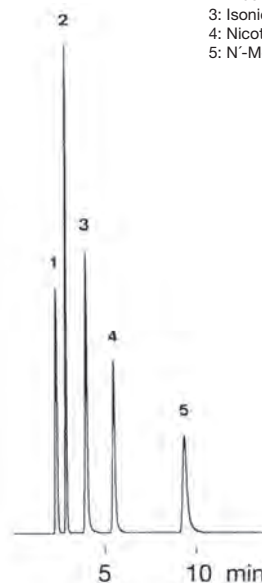
- 1: (-)-Epigallocatechin
- 2: (+)-Catechin
- 3: (-)-Epigallocatechin gallate
- 4: (-)-Epicatechin
- 5: (-)-Epicatechin gallate



Column: J'sphere ODS-M80 (8 nm, 4  $\mu$ m) 150 x 4.6 mm ID  
 Part No.: JM08S04-1546WT  
 Eluent:  $\text{KH}_2\text{PO}_4\text{-H}_3\text{PO}_4$  (pH 2.4) / methanol = 75/25  
 Flow: 0.8 mL/min  
 Detection: UV at 280 nm  
 Temperature: 37  $^\circ\text{C}$

## Nicotinic acid analogues

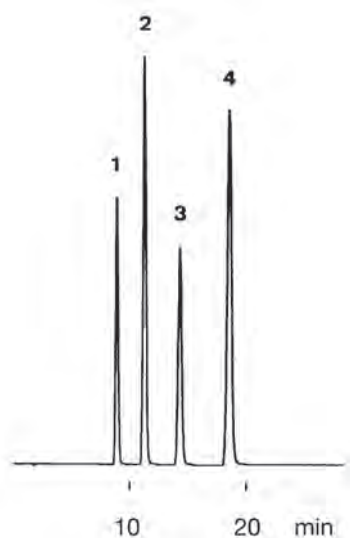
- 1: Isonicotinic acid
- 2: Nicotinic acid
- 3: Isonicotinic acid hydrazide
- 4: Nicotinamide
- 5: N'-Methylnicotinamide



Column: J'sphere ODS-M80 (8 nm, 4  $\mu$ m) 150 x 4.6 mm ID  
 Part No.: JM08S04-1546WT  
 Eluent: acetonitrile /  $\text{KH}_2\text{PO}_4$  (20 mM) = 5/95  
 Flow: 1.0 mL/min  
 Detection: UV at 260 nm  
 Temperature: 30  $^\circ\text{C}$

## Aflatoxins

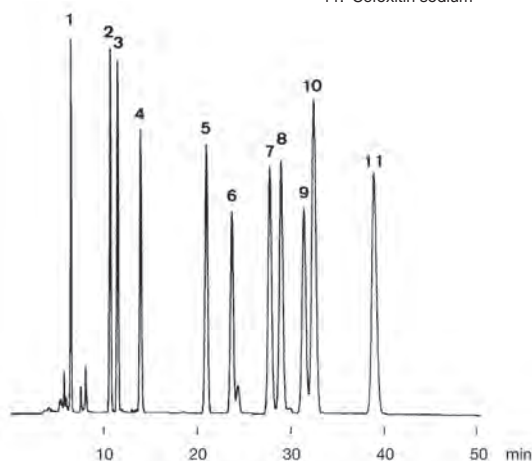
- 1: Aflatoxin  $\text{G}_2$
- 2: Aflatoxin  $\text{G}_1$
- 3: Aflatoxin  $\text{B}_2$
- 4: Aflatoxin  $\text{B}_1$



Column: J'sphere ODS-M80 (8 nm, 4  $\mu$ m) 150 x 4.6 mm ID  
 Part No.: JM08S04-1546WT  
 Eluent: methanol / water = 40/60  
 Flow: 1.0 mL/min  
 Detection: UV at 365 nm  
 Temperature: 37  $^\circ\text{C}$

## Cephalosporin antibiotics

- 1: Cefsulodin sodium
- 2: Cephalixin hydrate
- 3: Cefaclor
- 4: Cephradine
- 5: Cephaloglycin
- 6: Cephapirin sodium
- 7: Cefotaxime sodium
- 8: Cephaloridine
- 9: Cefazolin sodium
- 10: Cefuroxime sodium
- 11: Cefoxitin sodium

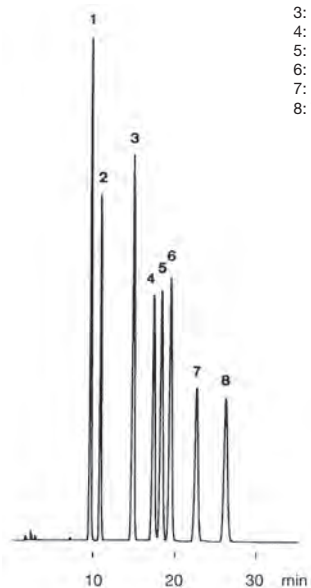


Column: J'sphere ODS-M80 (8 nm, 4  $\mu$ m) 250 x 4.6 mm ID  
 Part No.: JM08S04-2546WT  
 Eluent: acetonitrile /  $\text{KH}_2\text{PO}_4$  (100 mM) = 10/90  
 Flow: 0.8 mL/min  
 Detection: UV at 260 nm  
 Temperature: 37  $^\circ\text{C}$

## J'sphere ODS-L80

## Adrenocorticosteroids

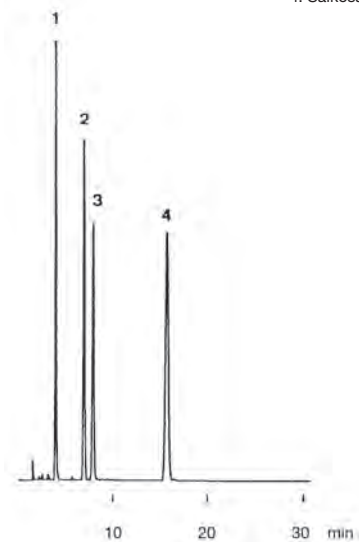
- 1: Hydrocortisone
- 2: Cortisone
- 3: Methylprednisolone
- 4: Betamethasone
- 5: Dexamethasone
- 6: Corticosterone
- 7: Beclomethasone
- 8: Triamcinolone acetonide



Column: J'sphere ODS-L80 (8 nm, 4  $\mu$ m) 150 x 4.6 mm ID  
 Part No.: JL08S04-1546WT  
 Eluent: acetonitrile / water = 27/73  
 Flow: 1.0 mL/min  
 Detection: UV at 260 nm  
 Temperature: 37 °C

## Saikosaponins

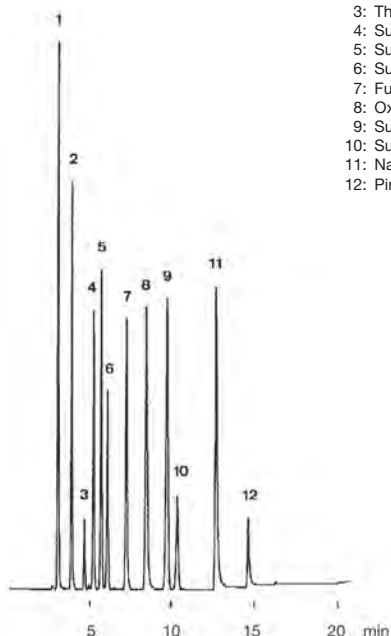
- 1: Saikosaponin c
- 2: Saikosaponin a
- 3: Saikosaponin b<sub>2</sub>
- 4: Saikosaponin d



Column: J'sphere ODS-L80 (8 nm, 4  $\mu$ m) 150 x 4.6 mm ID  
 Part No.: JL08S04-1546WT  
 Eluent: acetonitrile / water = 38/62  
 Flow: 1.0 mL/min  
 Detection: UV at 210 nm  
 Temperature: 37 °C

## Antibacterial agents

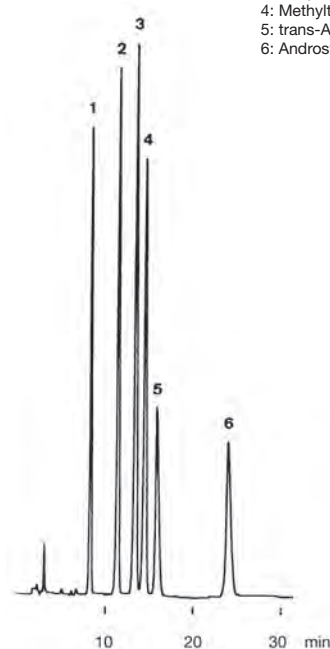
- 1: Olaquinox
- 2: Carbadox
- 3: Thiamphenicol
- 4: Sulfamerazine
- 5: Sulfadimidine
- 6: Sulfamonomethoxine
- 7: Furazolidone
- 8: Oxolinic acid
- 9: Sulfaquinoxaline
- 10: Sulfadimethoxine
- 11: Nalidixic acid
- 12: Piromidic acid



Column: J'sphere ODS-L80 (8 nm, 4  $\mu$ m) 250 x 4.6 mm ID  
 Part No.: JL08S04-2546WT  
 Eluent: A: acetonitrile /  $\text{NH}_4\text{H}_2\text{PO}_4$  (50 mM) = 10/90  
 B: acetonitrile /  $\text{NH}_4\text{H}_2\text{PO}_4$  (50 mM) = 80/20  
 Gradient: 25% B (0-5 min), 25-100% B (5-15 min), 100% B (15-20 min)  
 Flow: 1.0 mL/min  
 Detection: UV at 240 nm  
 Temperature: 37 °C

## Androgens

- 1: Fluoxymesterone
- 2: Testosterone
- 3: Dehydroisoandrosterone
- 4: Methyltestosterone
- 5: trans-Androsterone
- 6: Androsterone



Column: J'sphere ODS-L80 (8 nm, 4  $\mu$ m) 150 x 4.6 mm ID  
 Part No.: JL08S04-1546WT  
 Eluent: methanol / acetonitrile / water = 45/15/40  
 Flow: 0.8 mL/min  
 Detection: UV at 210 nm  
 Temperature: 30 °C

# Ordering Information

## 3/4 µm HPLC columns (Waters type hardware, WT)

| Phase            | Column ID [mm] | Column length [mm] |                |                |                | Guard cartridges* with 10 mm length |
|------------------|----------------|--------------------|----------------|----------------|----------------|-------------------------------------|
|                  |                | 50                 | 100            | 150            | 250            | (pack of 5)                         |
| YMC Carotenoid   | 2.0            | CT99S03-0502WT     | CT99S03-1002WT | CT99S03-1502WT | CT99S03-2502WT | CT99S03-01Q1GC                      |
|                  | 2.1            | CT99S03-05Q1WT     | CT99S03-10Q1WT | CT99S03-15Q1WT | CT99S03-25Q1WT | CT99S03-01Q1GC                      |
|                  | 3.0            | CT99S03-0503WT     | CT99S03-1003WT | CT99S03-1503WT | CT99S03-2503WT | CT99S03-0103GC                      |
|                  | 4.0            | CT99S03-0504WT     | CT99S03-1004WT | CT99S03-1504WT | CT99S03-2504WT | CT99S03-0104GC                      |
|                  | 4.6            | CT99S03-0546WT     | CT99S03-1046WT | CT99S03-1546WT | CT99S03-2546WT | CT99S03-0104GC                      |
| YMC PAH          | 2.0            | YP99S03-0502WT     | YP99S03-1002WT | YP99S03-1502WT | YP99S03-2502WT | YP99S03-01Q1GC                      |
|                  | 2.1            | YP99S03-05Q1WT     | YP99S03-10Q1WT | YP99S03-15Q1WT | YP99S03-25Q1WT | YP99S03-01Q1GC                      |
|                  | 3.0            | YP99S03-0503WT     | YP99S03-1003WT | YP99S03-1503WT | YP99S03-2503WT | YP99S03-0103GC                      |
|                  | 4.0            | YP99S03-0504WT     | YP99S03-1004WT | YP99S03-1504WT | YP99S03-2504WT | YP99S03-0104GC                      |
|                  | 4.6            | YP99S03-0546WT     | YP99S03-1046WT | YP99S03-1546WT | YP99S03-2546WT | YP99S03-0104GC                      |
| J'sphere ODS-H80 | 2.0            | JH08S04-0502WT     | JH08S04-1002WT | JH08S04-1502WT | JH08S04-2502WT | JH08S04-01Q1GC                      |
|                  | 2.1            | JH08S04-05Q1WT     | JH08S04-10Q1WT | JH08S04-15Q1WT | JH08S04-25Q1WT | JH08S04-01Q1GC                      |
|                  | 3.0            | JH08S04-0503WT     | JH08S04-1003WT | JH08S04-1503WT | JH08S04-2503WT | JH08S04-0103GC                      |
|                  | 4.0            | JH08S04-0504WT     | JH08S04-1004WT | JH08S04-1504WT | JH08S04-2504WT | JH08S04-0104GC                      |
|                  | 4.6            | JH08S04-0546WT     | JH08S04-1046WT | JH08S04-1546WT | JH08S04-2546WT | JH08S04-0104GC                      |
| J'sphere ODS-M80 | 2.0            | JM08S04-0502WT     | JM08S04-1002WT | JM08S04-1502WT | JM08S04-2502WT | JM08S04-01Q1GC                      |
|                  | 2.1            | JM08S04-05Q1WT     | JM08S04-10Q1WT | JM08S04-15Q1WT | JM08S04-25Q1WT | JM08S04-01Q1GC                      |
|                  | 3.0            | JM08S04-0503WT     | JM08S04-1003WT | JM08S04-1503WT | JM08S04-2503WT | JM08S04-0103GC                      |
|                  | 4.0            | JM08S04-0504WT     | JM08S04-1004WT | JM08S04-1504WT | JM08S04-2504WT | JM08S04-0104GC                      |
|                  | 4.6            | JM08S04-0546WT     | JM08S04-1046WT | JM08S04-1546WT | JM08S04-2546WT | JM08S04-0104GC                      |
| J'sphere ODS-L80 | 2.0            | JL08S04-0502WT     | JL08S04-1002WT | JL08S04-1502WT | JL08S04-2502WT | JL08S04-01Q1GC                      |
|                  | 2.1            | JL08S04-05Q1WT     | JL08S04-10Q1WT | JL08S04-15Q1WT | JL08S04-25Q1WT | JL08S04-01Q1GC                      |
|                  | 3.0            | JL08S04-0503WT     | JL08S04-1003WT | JL08S04-1503WT | JL08S04-2503WT | JL08S04-0103GC                      |
|                  | 4.0            | JL08S04-0504WT     | JL08S04-1004WT | JL08S04-1504WT | JL08S04-2504WT | JL08S04-0104GC                      |
|                  | 4.6            | JL08S04-0546WT     | JL08S04-1046WT | JL08S04-1546WT | JL08S04-2546WT | JL08S04-0104GC                      |

## 3/4 µm HPLC cartridge columns (Quick type hardware, QT)

| Phase            | Column ID [mm] | Column length [mm] |                |                |                | Guard cartridges* with 10 mm length |
|------------------|----------------|--------------------|----------------|----------------|----------------|-------------------------------------|
|                  |                | 50                 | 100            | 150            | 250            | (pack of 5)                         |
| YMC Carotenoid   | 2.1            | CT99S03-05Q1QT     | CT99S03-10Q1QT | CT99S03-15Q1QT | CT99S03-25Q1QT | CT99S03-01Q1GC                      |
|                  | 3.0            | CT99S03-0503QT     | CT99S03-1003QT | CT99S03-1503QT | CT99S03-2503QT | CT99S03-0103GC                      |
|                  | 4.0            | CT99S03-0504QT     | CT99S03-1004QT | CT99S03-1504QT | CT99S03-2504QT | CT99S03-0104GC                      |
| YMC PAH          | 2.1            | YP99S03-05Q1QT     | YP99S03-10Q1QT | YP99S03-15Q1QT | YP99S03-25Q1QT | YP99S03-01Q1GC                      |
|                  | 3.0            | YP99S03-0503QT     | YP99S03-1003QT | YP99S03-1503QT | YP99S03-2503QT | YP99S03-0103GC                      |
|                  | 4.0            | YP99S03-0504QT     | YP99S03-1004QT | YP99S03-1504QT | YP99S03-2504QT | YP99S03-0104GC                      |
| J'sphere ODS-H80 | 2.1            | JH08S04-05Q1QT     | JH08S04-10Q1QT | JH08S04-15Q1QT | JH08S04-25Q1QT | JH08S04-01Q1GC                      |
|                  | 3.0            | JH08S04-0503QT     | JH08S04-1003QT | JH08S04-1503QT | JH08S04-2503QT | JH08S04-0103GC                      |
|                  | 4.0            | JH08S04-0504QT     | JH08S04-1004QT | JH08S04-1504QT | JH08S04-2504QT | JH08S04-0104GC                      |
| J'sphere ODS-M80 | 2.1            | JM08S04-05Q1QT     | JM08S04-10Q1QT | JM08S04-15Q1QT | JM08S04-25Q1QT | JM08S04-01Q1GC                      |
|                  | 3.0            | JM08S04-0503QT     | JM08S04-1003QT | JM08S04-1503QT | JM08S04-2503QT | JM08S04-0103GC                      |
|                  | 4.0            | JM08S04-0504QT     | JM08S04-1004QT | JM08S04-1504QT | JM08S04-2504QT | JM08S04-0104GC                      |
| J'sphere ODS-L80 | 2.1            | JL08S04-05Q1QT     | JL08S04-10Q1QT | JL08S04-15Q1QT | JL08S04-25Q1QT | JL08S04-01Q1GC                      |
|                  | 3.0            | JL08S04-0503QT     | JL08S04-1003QT | JL08S04-1503QT | JL08S04-2503QT | JL08S04-0103GC                      |
|                  | 4.0            | JL08S04-0504QT     | JL08S04-1004QT | JL08S04-1504QT | JL08S04-2504QT | JL08S04-0104GC                      |

\*Guard cartridge holder required, part no. XPGCH-Q1

# Ordering Information

## 5 µm HPLC columns (Waters type hardware, WT)

| Phase          | Column ID [mm] | Column length [mm] |                |                |                | Guard cartridges* with 10 mm length |
|----------------|----------------|--------------------|----------------|----------------|----------------|-------------------------------------|
|                |                | 50                 | 100            | 150            | 250            |                                     |
| YMC Carotenoid | 2.0            | CT99S05-0502WT     | CT99S05-1002WT | CT99S05-1502WT | CT99S05-2502WT | CT99S05-01Q1GC                      |
|                | 2.1            | CT99S05-05Q1WT     | CT99S05-10Q1WT | CT99S05-15Q1WT | CT99S05-25Q1WT | CT99S05-01Q1GC                      |
|                | 3.0            | CT99S05-0503WT     | CT99S05-1003WT | CT99S05-1503WT | CT99S05-2503WT | CT99S05-0103GC                      |
|                | 4.0            | CT99S05-0504WT     | CT99S05-1004WT | CT99S05-1504WT | CT99S05-2504WT | CT99S05-0104GC                      |
|                | 4.6            | CT99S05-0546WT     | CT99S05-1046WT | CT99S05-1546WT | CT99S05-2546WT | CT99S05-0104GC                      |
| YMC PAH        | 2.0            | YP99S05-0502WT     | YP99S05-1002WT | YP99S05-1502WT | YP99S05-2502WT | YP99S05-01Q1GC                      |
|                | 2.1            | YP99S05-05Q1WT     | YP99S05-10Q1WT | YP99S05-15Q1WT | YP99S05-25Q1WT | YP99S05-01Q1GC                      |
|                | 3.0            | YP99S05-0503WT     | YP99S05-1003WT | YP99S05-1503WT | YP99S05-2503WT | YP99S05-0103GC                      |
|                | 4.0            | YP99S05-0504WT     | YP99S05-1004WT | YP99S05-1504WT | YP99S05-2504WT | YP99S05-0104GC                      |
|                | 4.6            | YP99S05-0546WT     | YP99S05-1046WT | YP99S05-1546WT | YP99S05-2546WT | YP99S05-0104GC                      |

## 5 µm HPLC cartridge columns (Quick type hardware, QT)

| Phase          | Column ID [mm] | Column length [mm] |                |                |                | Guard cartridges* with 10 mm length |
|----------------|----------------|--------------------|----------------|----------------|----------------|-------------------------------------|
|                |                | 50                 | 100            | 150            | 250            |                                     |
| YMC Carotenoid | 2.1            | CT99S05-05Q1QT     | CT99S05-10Q1QT | CT99S05-15Q1QT | CT99S05-25Q1QT | CT99S05-01Q1GC                      |
|                | 3.0            | CT99S05-0503QT     | CT99S05-1003QT | CT99S05-1503QT | CT99S05-2503QT | CT99S05-0103GC                      |
|                | 4.0            | CT99S05-0504QT     | CT99S05-1004QT | CT99S05-1504QT | CT99S05-2504QT | CT99S05-0104GC                      |
| YMC PAH        | 2.1            | YP99S05-05Q1QT     | YP99S05-10Q1QT | YP99S05-15Q1QT | YP99S05-25Q1QT | YP99S05-01Q1GC                      |
|                | 3.0            | YP99S05-0503QT     | YP99S05-1003QT | YP99S05-1503QT | YP99S05-2503QT | YP99S05-0103GC                      |
|                | 4.0            | YP99S05-0504QT     | YP99S05-1004QT | YP99S05-1504QT | YP99S05-2504QT | YP99S05-0104GC                      |

\*Guard cartridge holder required, part no. XPGCH-Q1

For other dimensions, please contact your YMC representative or YMC directly by phone (+49 (0)2064 427-0), by mail ([info@ymc.de](mailto:info@ymc.de)) or use our online chat on our homepage ([www.ymc.de](http://www.ymc.de)).

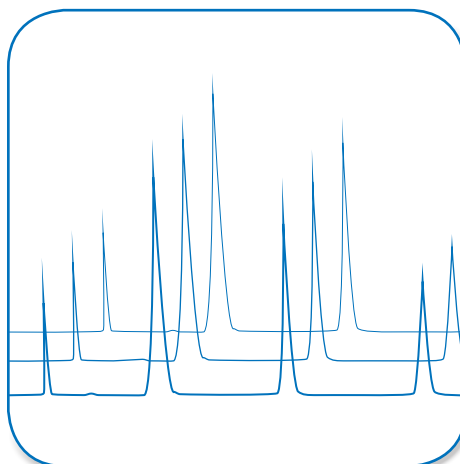






## Technical Information

Column Handling  
FAQ's  
Troubleshooting  
and more



## Contents

|  |         |
|--|---------|
| Column Handling.....                           | 130–132 |
| Mobile Phases for Reversed Phase Columns ..... | 133     |
| HPLC Column Performance .....                  | 134     |
| Inspection Report.....                         | 135     |
| FAQ .....                                      | 136–139 |
| Troubleshooting.....                           | 140–143 |
| Essential Data .....                           | 144–145 |
| Linear Scale-Up .....                          | 146     |
| Preparative Column Selection Guide.....        | 147     |
| YMC Order Guide .....                          | 148–149 |
| YMC Application Database .....                 | 150     |

---

# Technical Information

## Introduction

### Technical Information

YMC produces chromatography packing materials and HPLC columns under very strict Quality Control procedures and supplies to customers only those products which pass the strict Quality Assurance tests prior to shipment. In order to ensure the best performance and long column life, the following instructions should be followed for all packed columns.

# Column Handling

- *Shipping solvent*
- *Mobile phase considerations*
- *Mobile phase replacement and column cleaning*
- *Guard columns*
- *Column back pressures*
- *Temperature*

## 1. Shipping solvent

The solvent used for shipping the column is described on the COLUMN INSPECTION REPORT or in the COLUMN CARE AND USE INSTRUCTIONS. Please determine the miscibility of this solvent with the mobile phase used in your

analysis to prevent immiscibility problems. If you intend to store the column for any length of time, you should replace the mobile phase in the column with the shipping solvent or solvent specified in the column inspection report.

## 2. Mobile phase considerations

Reversed phase columns can be used with both aqueous and nonaqueous solvents. However, repeated alternating between solvents with extremely different polarities can result in loss of column performance. Typical general organic solvents include acetonitrile, methanol and THF. Cyano columns can be used in both normal and reversed phase modes. However, a column should be dedicated for use in only one separation mode and not switched between normal and reversed phase modes as this can result in loss of column performance. When using the column in a normal phase mode, replace the solvent in the column with isopropanol. (Make sure that the flow rate is set so that the pressure does not exceed 15 MPa during solvent exchange.) Silica columns are usually used with nonaqueous solvents such as n-hexane, chloroform

or other weak solvents with the addition of isopropanol, ethyl acetate or similar as appropriate to allow elution of high polarity components.

All Amino columns (i.e. both YMC-Pack Polyamine II and YMC-Pack Amino) can be used with both aqueous and nonaqueous solvents. However, repeated alternating of solvents with extremely different polarities can result in loss of column performance.

Solvent should flow in the direction of the arrow (as indicated on the column label) for normal use, although reversed flow for washing will not affect column stability. The pH ranges for stability of every type of column varies by product. For specific information please refer to COLUMN CARE AND USE INSTRUCTIONS, downloadable from [www.ymc.de](http://www.ymc.de), of each column.

## 3. Mobile phase replacement and column cleaning (general methods)

### a) Reversed phase columns

When a mobile phase which contains no buffers or salts is used, wash the column with an eluent consisting of the same solvents as that of the mobile phase, but with a higher organic solvent concentration.

When a mobile phase containing buffers or salts is used, this should first be replaced with an eluent containing the same ratio of water and organic solvent as the mobile phase but which has no buffer or salt components. If the concentration of buffer or salts used is less than 100 mM, it can be replaced directly with approximately 60% acetonitrile in water. After using a column near the usable pH limit, washing the column with water alone may cause column deterioration. Instead wash the column with a mixture

of water and organic solvent containing no buffer or salt components or alternatively 60% acetonitrile in water to remove the aggressive pH eluents.

Should the column back pressure increase, wash the column in the reverse direction (the opposite direction of the arrow shown on the column label) making sure that the detector is not in line with the solvent stream. A solution having the same composition as that of the mobile phase, but with a higher organic solvent concentration and no added salts or buffers is usually used as the cleaning solution. However consideration should be given to the characteristics of sample so that a solvent which easily dissolves the sample is chosen.

# Column Handling

When macromolecules, including proteins and sugars, adsorb onto the column, it is usually difficult to wash them off with organic solvents. When columns are used to analyse samples containing such macromolecules, it is preferable to pretreat the sample and/or use a guard column.

## b) Normal phase columns

Wash the column with a solution having the same

solvents as that of the mobile phase, but with an increased content of high polar component concentration. If polar compounds adsorb on the column, flush with isopropanol or similar solvent.

Before storing a column used with a mobile phase containing acid or alkali, replace the eluent with a simple solvent or solvent/water mixture (for example replace n-hexane/isopropanol/acetic acid (90/10/0.1) with n-hexane/isopropanol (90/10) for storage).

### RECOMMENDED COLUMN CLEANING AND REGENERATING PROCEDURES

Use the cleaning routine that matches the properties of the column and what you believe is contaminating it. Flush columns with 20 column volumes (80 mL total for 4.6 x 250 mm column) of HPLC-grade solvents. Run columns in reverse flow direction, with the outlet disconnected from the detector. Cleaning efficiency is increased by increasing mobile phase temperature to 35-55°C. If the column performance is poor after regenerating and cleaning, please feel free to contact YMC directly either by phone (+49 (0) 2064 427-0), by mail (info@ymc.de) or use online chat on our homepage (www.ymc.de).

#### Silica-/Hybrid-/Core-Shell-based particles

**Non-polar-bonded phases (Carotenoid, C18, Octyl, YMCbasic J'sphere, Phenyl, PFP, Butyl, TMS)**

| Polar Samples   | Non-polar Samples  | Proteinaceous Samples                      |
|-----------------|--------------------|--|
| 1. Water        | 1. Isopropanol     | Option 1: Inject repeated aliquots of DMSO |
| 2. Methanol     | 2. THF             | Option 2: Gradient of 10 to 90% B where:   |
| 3. THF          | 3. Dichloromethane | A = 0.1% TFA in water                      |
| 4. Methanol     | 4. Hexane          | B = 0.1% TFA in CH <sub>2</sub> CN         |
| 5. Water        | 5. Isopropanol     | Option 3: Flush column with 7M guanidine   |
| 6. Mobile phase | 6. Mobile phase    | HCl, or 7M urea                            |

**Polar-bonded phases (Cyano, Diol, Amino, PVA-Sil, Silica):**

| Polar Samples   | Non-polar Samples        |
|-----------------|--------------------------|
| 1. Water        | 1. Chloroform            |
| 2. Methanol     | 2. Methanol              |
| 3. THF          | 3. Dichloromethane       |
| 4. Methanol     | 4. Heptane or Isocyanate |
| 5. Water        | 5. Isopropanol           |
| 6. Mobile phase | 6. Mobile phase          |

#### Polymer-based particles: Polymer C18

1. Flush column with mobile phase but omit buffers or salts (i.e. just organic and water, acetonitrile is preferable)
2. Run a gradient to 100% organic
3. Flush with twenty column volumes of THF
4. Flush with twenty column volumes of acetonitrile
5. Run a gradient back to starting mobile phase conditions, omitting buffers and salts
6. Re-equilibrate in mobile phase

## 4. Guard columns

YMC recommends that you always use a guard column with the same packing material and of the recommended inner diameter for your column (see table).

A YMC guard column is normally composed of a cartridge holder and a guard cartridge. The cartridge holder can be used repeatedly.

Where different cartridge lengths are available, only chose the longer cartridge when samples containing high levels of contaminants are present to increase the time between cartridge changes.

Guard cartridges should be changed frequently in order to maximise their protection of the main column. Cartridge holders should be connected to the main column using the shortest length of tubing possible. This tubing should be of an appropriate inner diameter for the flow rate and pressure to be used.

Samples containing particulate matter MUST always be pre-filtered (at least 0.45 µm but 0.2 µm is preferred and essential for UHPLC) before being injected onto a column.

| Column ID [mm] | Recommended Guard Cartridge ID [mm] |
|----------------|-------------------------------------|
| 1.0            | 2.1                                 |
| 2.0 / 2.1      | 2.1                                 |
| 3.0            | 3.0                                 |
| 4.0            | 4.0                                 |
| 4.6            | 4.0*                                |
| 10             | 10                                  |
| 20             | 20                                  |
| 30             | 30                                  |

\*As a result of intense testing of the compatibility of different hardware concepts no negative influence of a 4.0 mm ID guard cartridge combined with a 4.6 mm ID main column was observed. Therefore, we recommend the use of 4.0 mm ID guards with a 4.6 mm ID analytical column.

# Column Handling

## 5. Column Back Pressures

Column back pressure is a function of several parameters, including

- particle size and distribution
- packing porosity and bonded phase coating levels
- column length and inner diameter
- solvent flow rate, viscosity and temperature

Typically for a column packed with 12 nm, 5 µm ODS phase and pumped at ambient temperature with methanol:water (70:30) at 1 mL/min the back pressure should be less than 25 MPa (250 bar, 3,750 psi) for 250 x 4.6 mm ID.

For wide pore (20 or 30 nm) 5 µm ODS phase and pumped at ambient temperature with methanol:water (70:30) at 1 mL/min the back pressure should be less than 17 MPa (170 bar, 2,550 psi) for 250 x 4.6 mm ID.

We recommend using a column at below the maximum operating pressure to ensure maximum column life.

| Column ID<br>[mm]              | Maximum Operating Pressure |               |                     |
|--------------------------------|----------------------------|---------------|---------------------|
|                                | [MPa]                      | [bar]         | [psi]               |
| YMC-Triart 1.9 µm              | 100                        | 1,000         | 15,000              |
| YMC-Triart 3/5 µm <sup>1</sup> | 45 (20/25)                 | 450 (200/250) | 6,525 (3,000/3,750) |
| Meteoric Core 2.7 µm           | 60                         | 600           | 8,700               |
| YMC UltraHT 2 µm               | 50                         | 500           | 7,500               |
| YMC-Pack Diol UHPLC 2 µm       | 45                         | 450           | 6,525               |

| Column ID<br>[mm] | Maximum Operating Pressure |                        |                            |
|-------------------|----------------------------|------------------------|----------------------------|
|                   | [MPa]                      | [bar]                  | [psi]                      |
| 0.075             | 55                         | 550                    | 7,975                      |
| 0.1               | 55                         | 550                    | 7,975                      |
| 0.3               | 55 / 60 <sup>2</sup>       | 550 / 600 <sup>2</sup> | 7,975 / 8,700 <sup>2</sup> |
| 0.5               | 55 / 60 <sup>2</sup>       | 550 / 600 <sup>2</sup> | 7,975 / 8,700 <sup>2</sup> |
| 1.0               | 20 / 25 <sup>3</sup>       | 200 / 250 <sup>3</sup> | 3,000 / 3,750 <sup>3</sup> |
| 2.0 / 2.1         | 20 / 25 <sup>3</sup>       | 200 / 250 <sup>3</sup> | 3,000 / 3,750 <sup>3</sup> |
| 3.0               | 20 / 25 <sup>3</sup>       | 200 / 250 <sup>3</sup> | 3,000 / 3,750 <sup>3</sup> |
| 4.0               | 20 / 25 <sup>3</sup>       | 200 / 250 <sup>3</sup> | 3,000 / 3,750 <sup>3</sup> |
| 4.6               | 20 / 25 <sup>3</sup>       | 200 / 250 <sup>3</sup> | 3,000 / 3,750 <sup>3</sup> |
| 6.0               | 20 / 25 <sup>3</sup>       | 200 / 250 <sup>3</sup> | 3,000 / 3,750 <sup>3</sup> |
| 8.0               | 20 / 25 <sup>3</sup>       | 200 / 250 <sup>3</sup> | 3,000 / 3,750 <sup>3</sup> |
| 10                | 10                         | 100                    | 1,500                      |
| 20 / 30           | 10                         | 100                    | 1,500                      |
| YMC-Actus 20 / 30 | 30                         | 300                    | 4,500                      |
| YMC-Actus 50      | 20                         | 200                    | 2,900                      |

<sup>1</sup> previous hardware in brackets

<sup>2</sup> The first figure is for particle sizes of 2/3/5 µm, the second figure is for particle size of 1.9 µm.

<sup>3</sup> The first figure is for up to 150 mm column length, the second figure is for 250 mm column length.

## 6. Temperature

The upper temperature limit for silica and bonded phases is 50 °C (90 °C for YMC-Triart C18/C18 ExRS/C8/C4, 70 °C for Meteoric Core C18/C18 BIO at pH=7 or lower). However YMC recommends using columns between 20 and 40 °C

because certain conditions of pH or mobile phase composition may affect column lifetime. For recommended column temperatures for other column types, please refer to the instruction manual included with each column.

# Mobile Phases for RP Columns

## Mobile Applications for reversed phase columns

The composition of mobile phase greatly affects the separation in HPLC. To optimise a separation, it is necessary to consider the interaction between the solutes, stationary (or solid) phase, as well as the mobile phase.

For reversed phase columns, the most commonly used in HPLC, various mobile phases are available. Attention needs to be paid to a number of points when deciding on the mobile phase composition.

The variable factors to be considered include:

- miscibility of solvents
- effects on detection methods (eg., UV or MS)
- effects on the column
- column deterioration due to pressure or pH)
- separation reproducibility
- stability of solutes

Typical solvents for ODS columns and some helpful tips for establishing optimum separation conditions are described below.

## General solvents

Water, acetonitrile, methanol and tetrahydrofuran (THF) are the important solvents for use with reversed phase columns.

It is important to use high purity water purified by ion-exchange, distillation, reverse osmosis, etc. The presence of organic substances or ionic impurities may cause problems, including ghost peaks during short wavelength UV detection or high sensitivity gradient elution systems. Acetonitrile is frequently used as an HPLC solvent, due to its low UV absorption and low viscosity. Methanol has a higher viscosity and often shows different separation selectivity to that obtained using acetonitrile. THF is used

occasionally to influence selectivity in conjunction with acetonitrile and methanol, due to the cyclic ether structure of THF. THF has several adverse properties for a solvent for HPLC; it has:

- significant UV absorption
- high viscosity
- a tendency to form peroxides, especially as the use of antioxidants can give rise to ghost peaks.

Appropriate separating conditions can be obtained by using these three solvents plus water individually or in combination.

## Buffers and reagents

Acetic acid, formic acid, phosphoric acid and trifluoroacetic acid (TFA) are generally used as acidic modifiers. The buffers normally used include phosphate and acetate buffers (sodium, potassium, ammonium). Monobasic phosphates provide a pH of 4.6 and are used as convenient pH adjusters rather than buffers.

In order to separate ionic compounds, such as amines and carboxylic acids, with good repeatability, the pH of mobile phase must be adjusted so that it is 1 (or preferably 2) units away from the pKa of the solute. At or near the pKa, peak broadening or splitting may be observed as the free acid/base and its salt coexist.

Most buffers are used at a concentration of about 10 mM. However, depending on dissociation of solutes and interactions with the stationary phase, this can be raised to 100 mM.

When acids or alkalis which degrade reversed phases are used, caution must be taken regarding their concentrations and pH. TFA and phosphoric acid are usually used at concentrations of 0.1% or less. Acetonitrile/water (approx 60/40) solution is a convenient storage solvent after use of acids or buffers (salts).

Tetrabutylammonium salts and sodium perchlorate may be used as ion pair reagents for retention of highly polar compounds on reversed phase columns or for improvement of separation and peak shape. When these additives are used, it is necessary to use a reagent with the shortest alkyl chains available. If sodium dodecylsulfate, (SDS; which contains long alkyl chains) is used, it may be retained on the column phase and can cause problems with repeatability.

## Other solvents for HPLC

Ethanol, 2-propanol, ethyl acetate, or chloroform may be used in the mobile phase (particularly in normal phase separations) in order to improve retention or separation of solutes. In some cases, hexane is used as a mobile phase.

When a hydrophobic solvent is added to a mobile phase, care must be taken with regards to the miscibility with the mobile phase existing in the column and a separate wash stage should be included before changing the eluent.



# HPLC Column Performance

## HPLC Column Performance

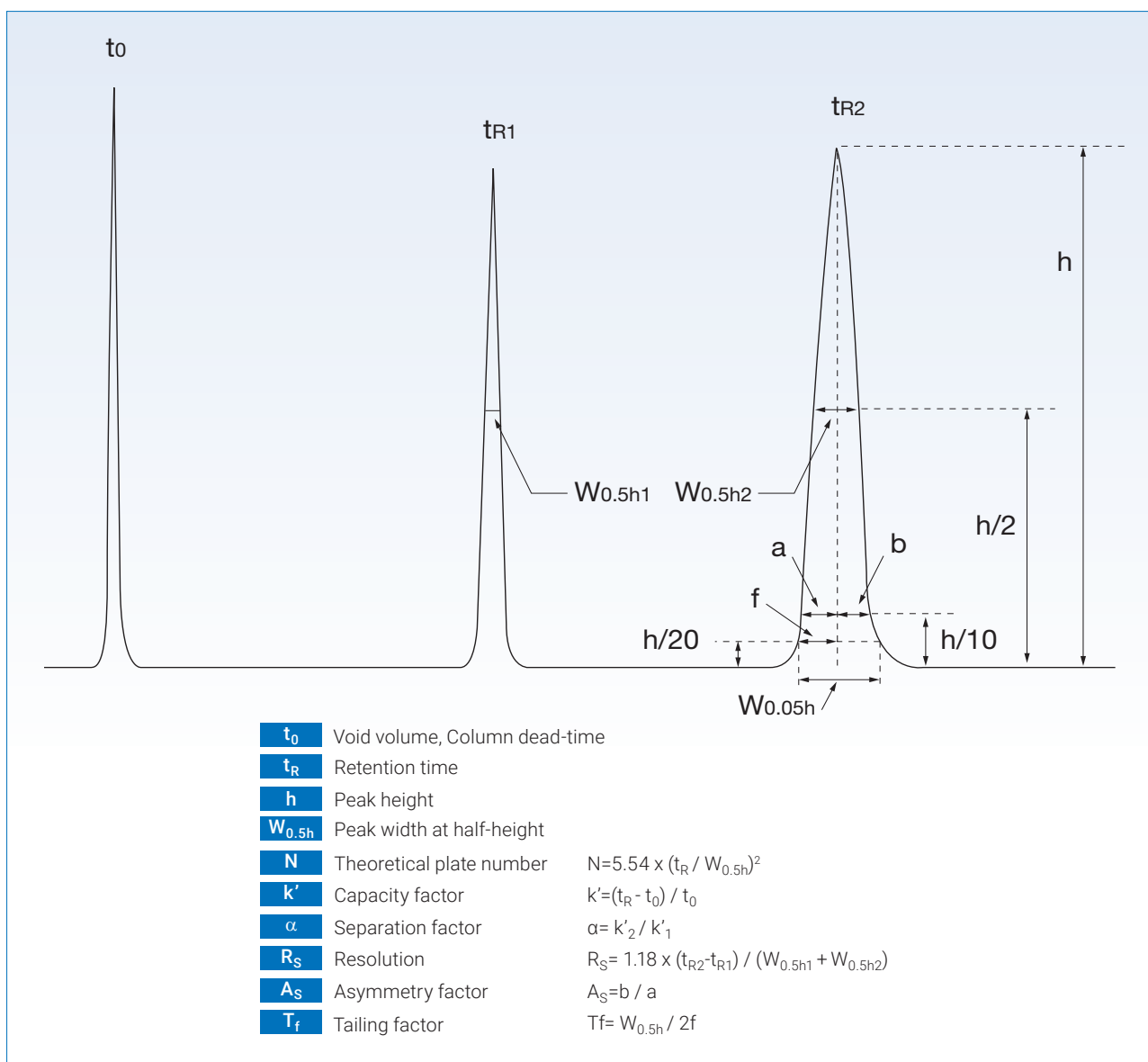
Important factors used to evaluate column performance include column efficiency, capacity, separation characteristics of solutes, peak shape and column pressure. The parameters used to assess column performance by YMC are defined below. Column efficiency, an important characteristic for evaluation of column performance, is generally measured in terms of theoretical plate number. This is calculated using peak width at half-height. Narrower peak widths result in higher theoretical plate numbers. Longer columns and smaller packing material particle size also result in higher theoretical plate numbers. Due to a variety of factors, one column does not always show the same theoretical plate number. This may be caused by differences between linear velocity and solute diffusion in the column or because of interaction between solutes and the mobile phase or the stationary phase.

For these reasons, column efficiency is solute specific and the measurement of efficiency must be conducted under nearly identical HPLC conditions for results to be directly comparable.

Retention and separation characteristics for solutes on the column are evaluated by the capacity factor and separation factor values.

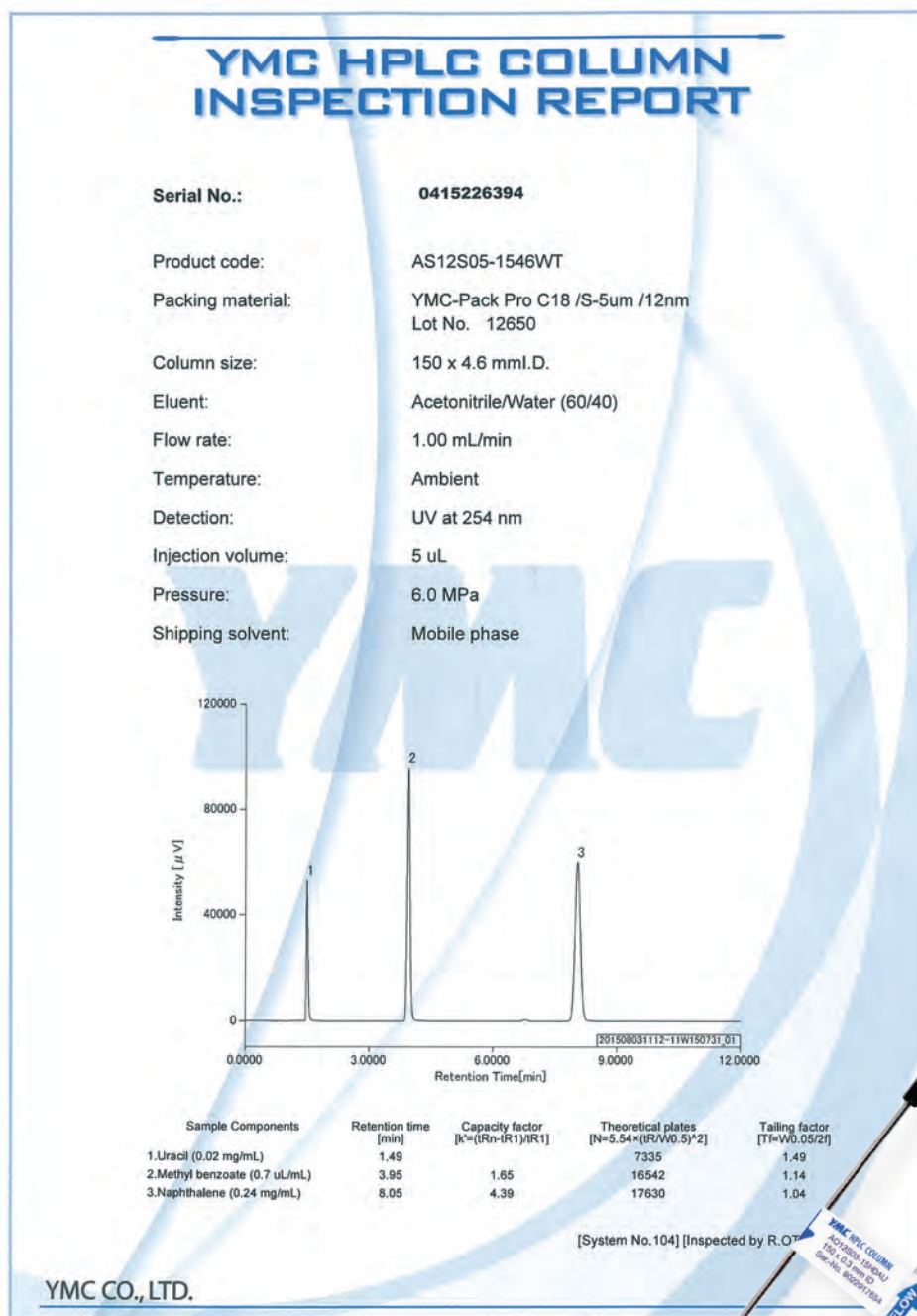
These values are indices of the packing material characteristics and, in contrast to the retention time, are independent of column inner diameter and length.

Elution peak shape is also an important factor for evaluation of column performance. The asymmetry factor is a relatively simple measurement, usually calculated at 10% of peak height.



# Inspection Reports

## Formation



YMC employs strict quality control of packing materials to ensure lot-to-lot and column-to-column reproducibility. All packed columns are subject to performance tests and only those columns which meet strict specifications are shipped to customers.

A test report (see below) is shipped with each column. The test method shown on this inspection report is not only a method used for column performance evaluation but can also be used as a test method for determination of column life. We provide full details of all the analytical conditions, used test method, including compounds analysed, sample concentration, eluent composition, etc. to allow the end user to reproduce these tests.



## FAQ Frequently Asked Questions

**What is  
“Endcapping”?**

Conventional ODS (C18) packing materials are silica gel bonded with octadecyl groups. This is the result of reaction between silanol groups on the silica surface and octadecyl groups. However some active silanol groups remain after the reaction. It is impossible for all the silanol groups to react because of steric hindrance of octadecyl groups. Such residual silanol groups create a secondary interaction in chromatography, which, in many cases, affects on chromatograms by causing peak tailing of basic compounds or irreversible absorption to the column. Therefore, a secondary silanisation reaction with residual silanol groups using a small reagent (typically trimethylsilane) should be performed. This process is called “endcapping”.

**Are there  
ODS columns  
used with 100%  
aqueous  
mobile phase?**

YMC-Triart C18, Hydrosphere C18 and YMC-Pack ODS-AQ columns can be used with 100% aqueous mobile phase. With conventional ODS columns, retention time becomes shortened due to the incompatibility between water molecules and the silica bonded surface with high hydrophobicity. Water tends to be expelled from the pores on material and the C18 chains “collapse” onto themselves. The retention time is hardly affected for YMC-Triart C18, Hydrosphere C18 and YMC-Pack ODS-AQ columns because the silica surface is capable of solvation between mobile phase and hydrophilic silica surface as a result of the reduced C18 functional group density and the proprietary modification process.

**What is  
the upper  
limit of  
column  
pressure?**

Column length of 150 mm or less and diameters less than 10 mm:  
*20 MPa (200 bar, 3,000 psi)*  
Column length of 250 mm or greater and diameters less than 10 mm:  
*25 MPa (250 bar, 3,750 psi)*  
UHPLC columns (1.9  $\mu\text{m}$ ):  
*100 MPa (1,000 bar, 15,000 psi)*  
Triart columns (3/5  $\mu\text{m}$ ; novel column hardware):  
*45 MPa (450 bar, 6,525 psi)*  
YMC-Pack Diol UHPLC (2  $\mu\text{m}$ ):  
*45 MPa (450 bar, 6,525 psi)*

**How should  
we store the  
columns?**

When columns are not used for a long time, they should be stored in a cool place after replacing the eluent with the shipping solvent as described in the Inspection Report. Do not store the column in the mobile phase with salt or acid, even for very short times. Close the airtight stopper tightly to prevent the solvent from evaporating.

**How can we  
evaluate the  
performance  
of columns?**

Repeat the performance test using exactly the same conditions as the Inspection Report which accompanies the column at the time of purchase. Columns which show no change in retention time, theoretical plate number, peak asymmetry, etc are acceptable for further use.

Columns which show no change in these parameters after several years of use may, however, have changes in separation characteristics for certain types of compounds such as ionic species. It is advisable to avoid using such columns for method development as reproducibility compared to new columns may not be possible.

## FAQ

1. To remove strongly adsorbed hydrophobic material; pump the column in the reverse direction with eluent with a greater elution ability than mobile phase. For example, for cleaning reversed phase columns, use an eluent with increased ratio of organic modifier and flush the column with at least 10 column volumes.
2. To recondition the gel surface condition caused by damage resulting in generation of active silanol groups, and observed as irregularities in peak asymmetry and retention time. Washing with acidic solvents can be effective in such cases. Typically a mixed solvent of 0.1% aqueous phosphoric acid solution and organic solvent (between 10 and 60% organic content) can return the silanol groups to the dissociation state.

YMC recommend the use of guard columns, particularly if the samples being analysed contain a high level of contaminants. This will extend the useful lifetime of a column, particularly if replaced at frequent intervals. We recommend that guard columns are packed with the same packing material as the analytical column. Guard columns with different material may cause abnormalities in peak asymmetries and reproducibility. YMC guard cartridges are particularly economic when frequent replacement is required.

Recommended flow rates for semi-micro column (1.0 to 3.0 mm inner diameters) are:

1.0 mm ID    0.05 mL/min

2.1 mm ID    0.2 mL/min

3.0 mm ID    0.4 mL/min

This can be increased if the column length is short and the system back pressure is low. Such columns can be used in conventional HPLC systems but it is advisable to use short lengths of smaller diameter connection tubing and detector flow cells which are optimised for low flow rates.

**Step 1:** Determine separation conditions by using analytical columns.

**Step 2:** Study the preparative scale. Select the particle size of the packing material and the inner diameter of column appropriate for the sample volume.

**Step 3:** Optimise the separation conditions using analytical columns with inner diameter of 4.6 mm or 6.0 mm packed with the packing material selected for the preparative separation (scout column). If the particle size of the packing material is the same as in the Step 1, this process can be omitted. If the preparative column is more than 100 mm ID, it is advisable to insert another step with a scout column of 20 mm ID in order to accurately predict loadability and calculate the running costs.

**Step 4:** Proceed with the preparative separation.

**How do I clean the columns?**

**Do we need guard columns?**

**What is required in system and flow rate for using semi-micro columns?**

**How do I carry out a scale-up of a method?**

## FAQ Frequently Asked Questions

### What should I do when the column pressure increases?

Depending on the reasons for increased pressure, the following procedures are recommended:

**Blocked frits:** Flush the column in reverse flow as described in "column handling". Reduce the flow rate in order to keep the column pressure within recommended limits whilst flushing the column.

**Contamination of the packing material:** Wash the column in reverse flow as described in "column handling".

If pressure increases occur frequently despite treatment as above, it is recommended that sample pretreatment or the use of guard columns is employed to prevent the problem occurring in the first place.

### What are the solutions for poor peak shapes?

The following solutions are recommended, depending on the cause.

**Inappropriate Mobile phase:** If pKa of the analyte and pH of mobile phase are close for ionic analytes, it will result in poor peak shape. Set the pH of mobile phase at least 1 (or better 2) units from pKa.

**Effect of solvent used to dissolve sample:** If the dissolving solvent of sample and mobile phase are not the same, it causes defects in the peak shape. Dilute the sample solution with mobile phase or reduce the injection volume.

**Overloading sample injection:** Overloading the column will cause defects in the peak shape. Reduce injection volume and/or the sample concentration.

**Insufficient equilibration time:** When the difference in pH between the current and a previous mobile phase is wide or the buffer concentration of mobile phase is low, column equilibration may take some time.

**Column contamination and degradation:** If the column is contaminated, wash the column as described in "column handling". If the column is degraded, it is not possible to regenerate it and it should be replaced.

**System problems:** Dispersion of the sample may occur within the tubing between the injector and the column or within the flow cell of detector which can result in peak tailing and/or broadening. Optimisation of the system for use with semi-micro use should be performed.

### What are the solutions for ghost peaks?

The following solutions are recommended, depending on the cause.

**Injector fouling:** If the ghost peak(s) appears when injecting only mobile phase (no sample), wash the injector.

**Gradient Analysis:** When hydrophobic impurities are eluted by a stronger solvent, they appear as ghost peaks. Clean the column as described in the Instruction Manual. If this does not eliminate them, they are probably due to impurities of solvent. Use a higher grade solvent, purified specifically for HPLC or alternatively install a guard column between the solvent delivery pump and the mixing chamber or injector.

### What should I do if columns dry out?

Flush the column with a solvent such as methanol for all bonded phase silica or hexane for non bonded silica and remove trapped air using a flow rate such that the column pressure is about half that normally used for analysis. When all the air has been removed, check the column performance by running a test chromatogram under the conditions stated on the original Column Inspection Report.

## FAQ

This can arise for a number of reasons:

**Inappropriate mobile phase conditions:**

It may become difficult to obtain reproducibility when analysing ionic compounds, if the pH of mobile phase is not controlled or the buffer concentration is low. Increase the buffer concentration.

Retention time can fluctuate widely due to a slight variance of pH when the pH of a mobile phase is set too close to the pKa of analyte. Set the pH of the mobile phase to be at least 1 (or preferably 2) units away from the pKa.

**System variance:** It may be difficult to obtain reproducibility in chromatograms when using different HPLC systems. Where possible the manufacture of pumps, detectors and injectors should be the same, otherwise differences in extra column volume from mixing chamber, detector cell and plumbing will result in poor reproducibility between systems. Also, with column heaters from different manufacturers, there may be an effect on the retention time due to the set temperature being different between the 2 systems. Use of the same system throughout a sequence of analysis is recommendable.

**Column histories:** Reproducibility between chromatograms may not be obtained when using different columns of the same type. This is due to differences in the columns' prior histories. For example, changes in the chemistry of the surface of the packing material can arise by use of mobile phases containing ion pair reagents or when strongly hydrophobic material (especially proteins) becomes adsorbed on the column. Dedicating a column to a specific application is recommended.

**Using 100% aqueous mobile phase:** Reproducibility of chromatograms obtained on conventional ODS columns will not be obtained when using 100% aqueous mobile phase due to the short retention times obtained. Columns which can be used in 100% aqueous mobile phase are recommended. YMC recommends the use of either YMC-Triart C18, Hydrosphere C18 or YMC-Pack ODS-AQ which are designed to be used in 100% aqueous mobile phase.

**Grade difference in mobile phase:** Reproducibility between chromatograms may not be obtained when using different grade of solvent in a mobile phase. Impurities contained in a solvent can act like salts in mobile phase and affect the separation. Solvent in HPLC grade is recommendable.

This is caused by excess of ion pair reagent. In general, the higher the concentration of ion pair reagent, the greater the retention. However, if the concentration of ion pair reagent is above a certain level, the retention may become poor because of micelle formation. Good separations are achieved when the concentration of ion pair reagent is between 5 mM to 20 mM. YMC recommend that the lowest possible concentration is used to avoid short column life.

**What should I do if the column fails to provide reproducibility?**

**I still have poor retention after adding ion pair reagent to mobile phase. Why?**

Please feel free to contact YMC with any issue either by phone (+49 (0) 2064 427-0), by mail ([info@ymc.de](mailto:info@ymc.de)) or use our online chat on our homepage ([www.ymc.de](http://www.ymc.de)).



# Troubleshooting

## 1. Consideration of solvent grade for reversed phase LC

Reversed phase liquid chromatography frequently employs organic solvents such as methanol, acetonitrile or tetrahydrofuran. Although HPLC grade products of these types of solvents are available, it seems some users have trouble when using a reagent grade solvent instead of HPLC grade. This results in them wasting considerable amounts of time. How do the two solvent grades differ?

### Methanol and acetonitrile

Reagent grade solvents contain larger amounts of UV absorbing impurities than HPLC grade solvents do, which makes it difficult to use them for gradient elution or trace analysis, especially when the detection requires short wavelength. This gives rise to significant increases in baseline noise or detection sensitivity.

In some cases (or at some wavelengths) it might be possible to use a reagent grade solvent, but we recommend the use of HPLC grade solvents whenever possible.

### Tetrahydrofuran

Tetrahydrofuran easily generates peroxides. To prevent this, the solvent generally contains antioxidants which can cause ghost peaks. As a result, solvent containing no antioxidants should be used in HPLC.

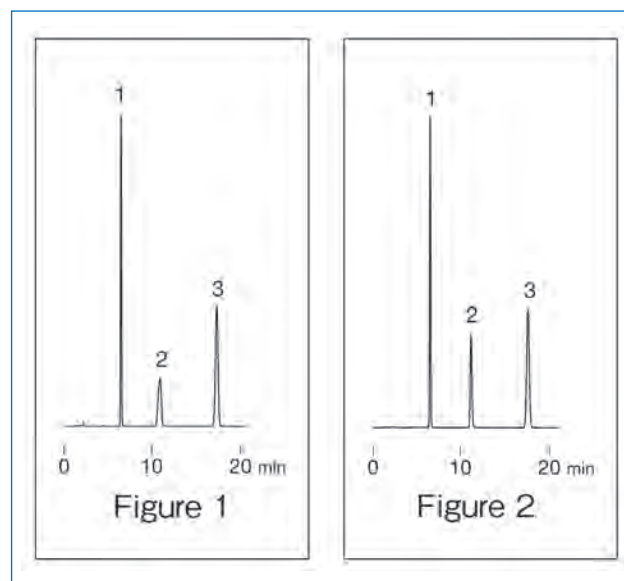
The peroxides in tetrahydrofuran also have a marked effect on the baseline stability (with differences between grades and between different suppliers being greater than for other organic solvents), which leads to the recommendation that HPLC grade solvent with little or no impurities should be used.

## 2. Eluent conditions

Although a column is frequently thought to be the cause of HPLC analysis not providing the correct chromatogram, many failures can be attributed to causes other than the column, including improper maintenance operations. This discussion illustrates the case in which the grade of a solvent affects the peak shapes. In the chromatogram for basic compound analysis, using an eluent of acetonitrile/water, Peak 2 represents the basic compound.

The figures on the right show chromatograms from two identical separations except that the acetonitrile used was of different grades. One used HPLC grade (Figure 1); the other used reagent grade (Figure 2). While the peak shape was broadened with HPLC grade acetonitrile, it was much improved when using reagent grade. The differences in peak shapes which were observed were also found to be dependent on the different makers even though they were of the same specific grade. This may be the effect of traces of impurities contained in acetonitrile behaving in the same way as modifiers added to an eluent.

Replacing eluent with acetonitrile / 5 mM ammonium acetate produced the chromatogram shown in Figure 2 irrespective of the grade of solvent. To avoid the influence of different grades, solvents specifically made for HPLC



must be used. Even compounds which have groups which can dissociate can be analysed with eluent containing no acid or salt, although eluents with additives such as salt must be used when reproducibility is important.

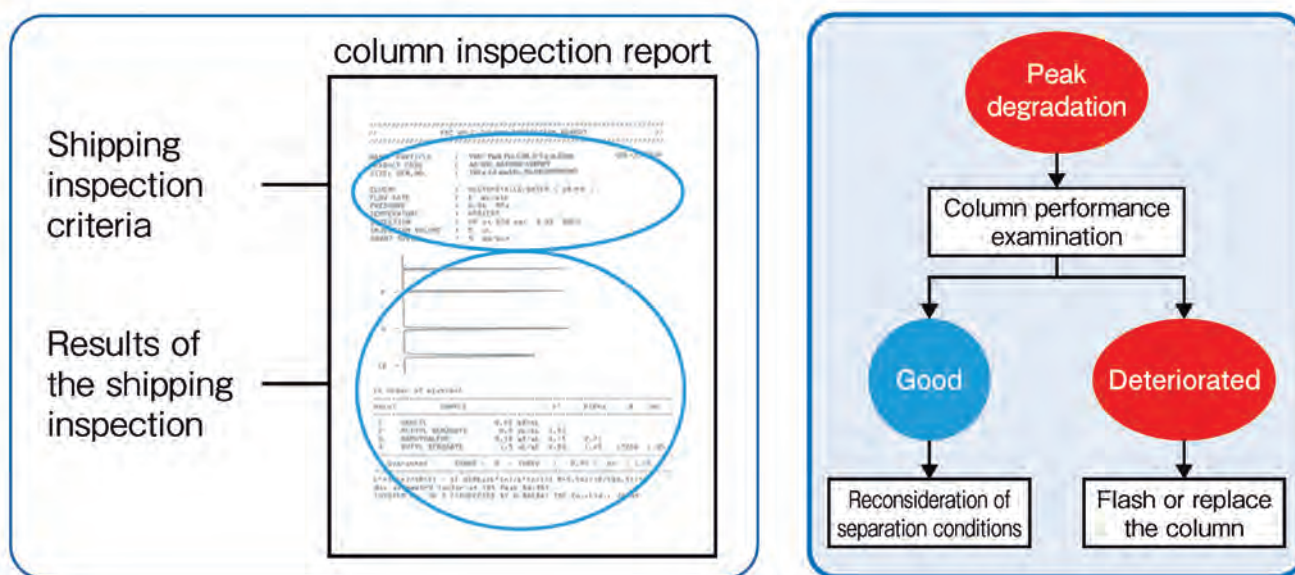
# Troubleshooting

## 3. Peak shape anomalies

A common problem encountered during HPLC operations is peak shape anomalies such as peak tailing or split peaks. In order to remove these problems, the cause must be precisely determined. The majority of cases are the result of inappropriate conditions for the separation; including inappropriate selection of column or solvent, or use of an old column which has a void to the packing at the top of the packing. Here we discuss the method of determining the cause of the problem with peak shapes.

The simplest way is to test the column performance using the "shipping inspection criteria" as described in the

Column Inspection Report which is included with every column. If the examination reveals no peak shape anomaly, then the cause will be the result of inappropriate selection of separation condition. The separation condition such as eluent selection must be reconsidered. If, on the contrary, the same examination reveals any anomaly, the column may be the problem. Flushing (to remove the impurity could have accumulated on the column) or replacement of the column is necessary. We recommend examining column performances on a regular basis and always under the identical conditions.



YMC provide sufficient analytical information, including sample concentration, in the Column Inspection Reports to allow customers to evaluate the performance of the column using standard compounds.

## 4. Column Pressure Increases

Pressure increase is a common problem in HPLC. Some of the reasons for pressure increases in reversed phase chromatography are discussed below.

If the system pressure increases, you should first disconnect the column and run the system to determine the line pressure. If the line pressure is high, the tubing may be clogged or damaged. If there is no excessive line pressure, then the column pressure may be high and the column needs cleaning. Cleaning by pumping in the reversed direction can be very effective. Generally, the relative proportion of the organic solvent in a mobile phase should be increased when washing, to speed up removal of bound material. However, the key consideration is to choose, in accordance with the characteristics of the sample, an appropriate solvent that will easily dissolve the adsorbed

material and not cause precipitation. Reversed phase separations often cause protein to be adsorbed by the packing material which results in high pressure. This problem can be overcome effectively by gradient washing with acetonitrile/ water containing 0.1% TFA, rather than washing with an organic solvent. If the cause of high back pressure is believed to be the result of insoluble material in samples or precipitation of a sample during separation, washing or replacing the inlet frit may be successful.

However, once high back pressures occur, it frequently becomes difficult to restore performance despite washing, etc. It is far better to prevent increased column pressure from occurring by simple sample preparation such as protein removal or filtration and using a guard column to protect the analytical column.



# Troubleshooting

## 5. The Cause of the Ghost Peaks

As part of a test of a gradient method a chromatogram was run without a sample being injected. A number of peaks were obtained, as in trace (A). When a similar test was performed, but with the column disconnected, the ghost peaks disappeared, as in trace (B). This led to the idea that the column was at fault.

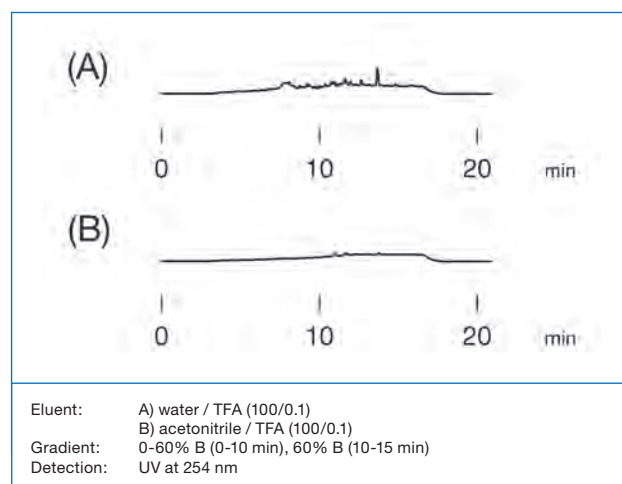
However, despite flushing and replacing the column, the baseline could not be improved. Several other factors were then examined; the cause was found to be water used to prepare the mobile phase. Standard distilled water (which is inadequate for HPLC) had been mistakenly used. When HPLC grade distilled water was used, an excellent baseline as in trace (B) was obtained.

Water purity can have a great impact on gradient elution. Even HPLC grade distilled water will become contaminated with time, causing ghost peaks. This will have no significant influence on isocratic elution methods, but it will cause problems in gradient elution methods.

In gradient elution methods, a column is equilibrated with an eluent with low organic content. This allows impurities in the eluent to be adsorbed and concentrated in the column. After starting the analysis, the amount of organic solvent increases and impurities begin to elute from the column, resulting in ghost peaks.

The heights of the ghost peaks are dependent on the duration of equilibration (the amount of contaminant adsorbed during equilibration).

Such ghost peaks do not appear when the column is disconnected because there is nothing to adsorb and concentrate the impurities during the equilibration stage. Therefore, in gradient analysis, the grade and storage conditions of all solvents requires great care.



## 6. pH Adjustment of Eluents

Analysis of ionic compounds by reversed phase HPLC has to be performed with the pH of eluent controlled using acid or buffering agent. However, separation at a pH which is not the optimum for the compound of interest can cause problems such as double peak or peak broadening. Even if the peak shape is satisfactory, retention time reproducibility may not be obtained in some cases. The relation between retention of benzoic acid and pH value is a good example; although the retention time (measured as  $k'$ ) varies little when the pH is in the range 2 - 3.5, it varies widely when the pH ranges is in the range 3.5 - 4.5. The  $pK_a$  of benzoic acid is 4.2 and it is noticeable that the region where the retention time varies most widely is near

the  $pK_a$ . If the eluent pH is adjusted to a value near the  $pK_a$ , the results may not be reproducible due to very small variations of the pH adjustment having a large impact on the retention time. In fact, the eluent pH variation of just 0.1 will affect the separation significantly. Therefore, it is recommended that the eluent pH should be more than 1 unit away from the  $pK_a$ .

If the  $pK_a$  of the analyte is unknown, the eluent pH should be adjusted to within the value where the impact on the separation seems minimal, after having evaluated the relation between the eluent pH and the retention time by using several eluents with their pH values adjusted to be slightly different from each other.

# Troubleshooting

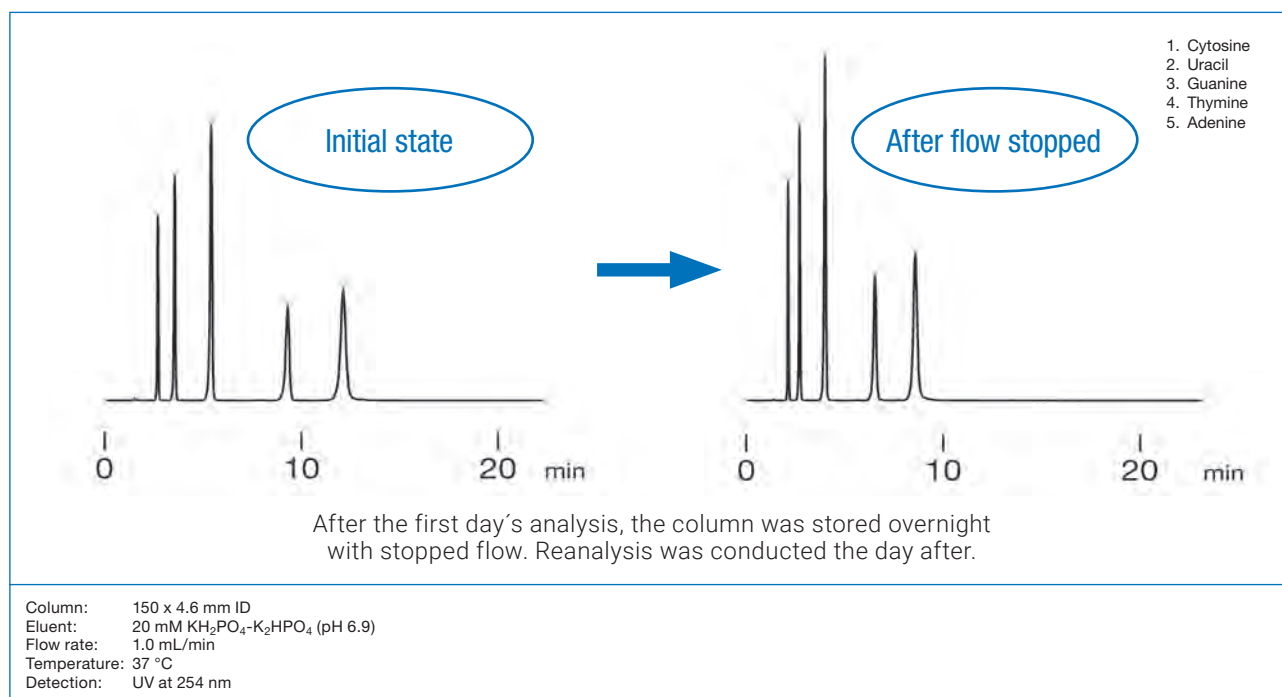
## 7. Regenerating Columns

In reversed phase HPLC, column deterioration can cause poor peak shapes and/or reduced retention times. The column deterioration is the result of changes in the packing material's structure, such as the loss of bonded phase (eg C18 chains) or dissolution of the silica gel base material. Should this occur, columns are difficult to restore and reuse.

If 100% aqueous mobile phase is used in an ODS column, a sharp reduction in retention times of compounds can arise (as in the figure below). Whilst some may think this reduction in retention time is due to column deterioration, this is not the case. In this case, the cause is due to the

decrease of apparent hydrophobicity of the packing material due to polarity difference between the water and the C18 functional groups, leading the C18 chains to collapsing onto themselves. In some cases where this occurs, the initial retention times can be restored by flushing the column with 10 times its volume of mobile phase containing 50% organic solvent.

This decreases the repulsion between the eluent and the C18 chains and allows them to return to their normal pendant state. However, YMC recommend that columns specifically intended for 100% aqueous eluents should be used to prevent this problem arising.



# Essential Data

## Conversion factors

### Pressure

| MPa                   | bar   | psi    | kgf/cm <sup>2</sup> | atm   |
|-----------------------|-------|--------|---------------------|-------|
| 1                     | 10    | 145.04 | 10.20               | 9.87  |
| 0.1                   | 1     | 14.504 | 1.020               | 0.987 |
| 6.90x10 <sup>-3</sup> | 0.069 | 1      | 0.070               | 0.068 |
| 0.0981                | 0.981 | 14.223 | 1                   | 0.968 |
| 0.101                 | 1.013 | 14.696 | 1.033               | 1     |

### Length

| m      | in    | ft    | yd    | mile                  |
|--------|-------|-------|-------|-----------------------|
| 1      | 39.37 | 3.28  | 1.094 | 6.21x10 <sup>-4</sup> |
| 0.025  | 1     | 0.083 | 0.028 | 0.15x10 <sup>-4</sup> |
| 0.305  | 12    | 1     | 0.33  | 1.89x10 <sup>-4</sup> |
| 0.91   | 36    | 3     | 1     | 5.68x10 <sup>-4</sup> |
| 1609.3 | 63360 | 5280  | 1760  | 1                     |

### Weight

| kg     | oz     | lb     |
|--------|--------|--------|
| 1      | 35.274 | 2.204  |
| 0.0283 | 1      | 0.0625 |
| 0.454  | 16     | 1      |

### Volume

| l    | gal(UK) | gal(US) |
|------|---------|---------|
| 1    | 0.22    | 0.26    |
| 4.55 | 1       | 1.201   |
| 3.79 | 0.83    | 1       |

### Temperature

| K      | °F      | °C      |
|--------|---------|---------|
| 0      | -459.67 | -273.15 |
| 255.37 | 0       | -17.8   |
| 273.15 | 32      | 0       |
| 298.15 | 77      | 25      |
| 310.93 | 100     | 37.8    |
| 373.15 | 212     | 100     |

### Ratio Scale

| ppb             | ppm              | %                |
|-----------------|------------------|------------------|
| 1               | 10 <sup>-3</sup> | 10 <sup>-7</sup> |
| 10 <sup>3</sup> | 1                | 10 <sup>-4</sup> |
| 10 <sup>7</sup> | 10 <sup>4</sup>  | 1                |

formula: °C=(°F-32)x5/9 °F=°Cx9/5+32

### SI Prefixes

| da (deca)       | h (hecto)       | k (kilo)        | M (mega)        | G (giga)        | T (tera)         | P (peta)         | E (exa)          | Z (zetta)        | Y (yotta)        |
|-----------------|-----------------|-----------------|-----------------|-----------------|------------------|------------------|------------------|------------------|------------------|
| 10 <sup>1</sup> | 10 <sup>2</sup> | 10 <sup>3</sup> | 10 <sup>6</sup> | 10 <sup>9</sup> | 10 <sup>12</sup> | 10 <sup>15</sup> | 10 <sup>18</sup> | 10 <sup>21</sup> | 10 <sup>24</sup> |

| d (deci)         | c (centi)        | m (milli)        | μ (micro)        | n (nano)         | p (pico)          | f (femto)         | a (atto)          | z (zepto)         | y (yocto)         |
|------------------|------------------|------------------|------------------|------------------|-------------------|-------------------|-------------------|-------------------|-------------------|
| 10 <sup>-1</sup> | 10 <sup>-2</sup> | 10 <sup>-3</sup> | 10 <sup>-6</sup> | 10 <sup>-9</sup> | 10 <sup>-12</sup> | 10 <sup>-15</sup> | 10 <sup>-18</sup> | 10 <sup>-21</sup> | 10 <sup>-24</sup> |

1 Å (ångström) = 0.1 nm = 10<sup>-10</sup> m

### Linear scale-up

| Inner Diameter  | 1.0    | 2.0   | 3.0   | 4.6 | 10.0 | 20.0  | 30.0  | 50.0   |
|-----------------|--------|-------|-------|-----|------|-------|-------|--------|
| Scale-Up factor | 0.0473 | 0.189 | 0.425 | 1   | 4.73 | 18.90 | 42.53 | 118.15 |

## Essential Data

|                    |            |          |           |                |             |               |         |            |                 |         |         |                 |         |            |         |                   |              |             |                    |          |       |
|--------------------|------------|----------|-----------|----------------|-------------|---------------|---------|------------|-----------------|---------|---------|-----------------|---------|------------|---------|-------------------|--------------|-------------|--------------------|----------|-------|
| iso-Octane         |            |          |           |                |             |               |         |            |                 |         |         |                 |         |            |         |                   |              |             |                    |          |       |
| n-Hexane           | ✓          |          |           |                |             |               |         |            |                 |         |         |                 |         |            |         |                   |              |             |                    |          |       |
| n-Heptane          | ✓          | ✓        |           |                |             |               |         |            |                 |         |         |                 |         |            |         |                   |              |             |                    |          |       |
| di-Ethyl ether     | ✓          | ✓        | ✓         |                |             |               |         |            |                 |         |         |                 |         |            |         |                   |              |             |                    |          |       |
| Cyclohexane        | ✓          | ✓        | ✓         | ✓              |             |               |         |            |                 |         |         |                 |         |            |         |                   |              |             |                    |          |       |
| Ethyl acetate      | ✓          | ✓        | ✓         | ✓              | ✓           |               |         |            |                 |         |         |                 |         |            |         |                   |              |             |                    |          |       |
| Toluene            | ✓          | ✓        | ✓         | ✓              | ✓           | ✓             |         |            |                 |         |         |                 |         |            |         |                   |              |             |                    |          |       |
| Chloroform         | ✓          | ✓        | ✓         | ✓              | ✓           | ✓             | ✓       |            |                 |         |         |                 |         |            |         |                   |              |             |                    |          |       |
| Tetrahydrofuran    | ✓          | ✓        | ✓         | ✓              | ✓           | ✓             | ✓       | ✓          |                 |         |         |                 |         |            |         |                   |              |             |                    |          |       |
| Benzene            | ✓          | ✓        | ✓         | ✓              | ✓           | ✓             | ✓       | ✓          | ✓               |         |         |                 |         |            |         |                   |              |             |                    |          |       |
| Acetone            | ✓          | ✓        | ✓         | ✓              | ✓           | ✓             | ✓       | ✓          | ✓               | ✓       |         |                 |         |            |         |                   |              |             |                    |          |       |
| Dichloromethane    | ✓          | ✓        | ✓         | ✓              | ✓           | ✓             | ✓       | ✓          | ✓               | ✓       | ✓       |                 |         |            |         |                   |              |             |                    |          |       |
| Dioxane            | ✓          | ✓        | ✓         | ✓              | ✓           | ✓             | ✓       | ✓          | ✓               | ✓       | ✓       | ✓               |         |            |         |                   |              |             |                    |          |       |
| n-Propanol         | ✓          | ✓        | ✓         | ✓              | ✓           | ✓             | ✓       | ✓          | ✓               | ✓       | ✓       | ✓               | ✓       |            |         |                   |              |             |                    |          |       |
| Ethanol            | ✓          | ✓        | ✓         | ✓              | ✓           | ✓             | ✓       | ✓          | ✓               | ✓       | ✓       | ✓               | ✓       | ✓          |         |                   |              |             |                    |          |       |
| Dimethylformamide  | ✗          | ✗        | ✗         | ✓              | ✓           | ✓             | ✓       | ✓          | ✓               | ✓       | ✓       | ✓               | ✓       | ✓          | ✓       |                   |              |             |                    |          |       |
| Acetonitrile       | ✗          | ✗        | ✗         | ✓              | ✗           | ✓             | ✓       | ✓          | ✓               | ✓       | ✓       | ✓               | ✓       | ✓          | ✓       | ✓                 |              |             |                    |          |       |
| Acetic acid        | ✓          | ✓        | ✓         | ✓              | ✓           | ✓             | ✓       | ✓          | ✓               | ✓       | ✓       | ✓               | ✓       | ✓          | ✓       | ✓                 |              |             |                    |          |       |
| Dimethyl sulfoxide | ✗          | ✗        | ✗         | ✓              | ✓           | ✓             | ✓       | ✓          | ✓               | ✓       | ✓       | ✓               | ✓       | ✓          | ✓       | ✓                 | ✓            |             |                    |          |       |
| Methanol           | ✗          | ✗        | ✗         | ✓              | ✗           | ✓             | ✓       | ✓          | ✓               | ✓       | ✓       | ✓               | ✓       | ✓          | ✓       | ✓                 | ✓            | ✓           |                    |          |       |
| Water              | ✗          | ✗        | ✗         | ✗              | ✗           | ✗             | ✗       | ✗          | ✓               | ✗       | ✓       | ✗               | ✓       | ✓          | ✓       | ✓                 | ✓            | ✓           | ✓                  | ✓        |       |
|                    | iso-Octane | n-Hexane | n-Heptane | di-Ethyl ether | Cyclohexane | Ethyl acetate | Toluene | Chloroform | Tetrahydrofuran | Benzene | Acetone | Dichloromethane | Dioxane | n-Propanol | Ethanol | Dimethylformamide | Acetonitrile | Acetic acid | Dimethyl sulfoxide | Methanol | Water |

✓ = miscible  
✗ = immiscible


# Linear Scale-Up

In order to simplify your scale-up the three most important scale-up factors are summarised.

| Scalable factor SF | ID "Linear Scale-Up"                                   | Column length                                    | Column length and ID "Volume"  |
|--------------------|--|--|--|
|                    | $SF = \frac{ID_{\text{prep.}}^2}{ID_{\text{anal.}}^2}$ | $SF = \frac{L_{\text{prep.}}}{L_{\text{anal.}}}$ | $SF = \frac{ID_{\text{prep.}}^2}{ID_{\text{anal.}}^2} / \frac{L_{\text{prep.}}^2}{L_{\text{anal.}}^2}$ |
| Impact             | Flow rate<br>Eluent composition                        | Retention time<br>Cycle time<br>Plate number     | Amount of adsorbent  |

## Linear Scale-Up

In most cases it is beneficial to develop a semi-preparative method on an analytical scale column. The analytical separation carried out on a 150 x 4.6 mm ID column has to be scaled up to 150 x 20 mm ID. Therefore the chromatographic parameters such as flow rate and column load have to be adjusted according to the following equation:



## Guideline for Sample Load according to column ID

| Column ID (mm) | Scale-Up factor | Loadability (mg) |
|----------------|-----------------|------------------|
| 4.6            | 1               | 1–4              |
| 10             | 4.7             | 5–20             |
| 20             | 18.9            | 20–80            |
| 30             | 42.5            | 40–160           |
| 50             | 118             | 80–350           |
| 75             | 266             | 270–980          |
| 100            | 472             | 470–1,900        |
| 150            | 1,060           | 1,000–4,200      |

# Preparative Column Selection Guide

## Optimisation of preparative chromatography

The main task for a preparative chromatographer is to find the suitable system. In order to simplify the considerations YMC developed a **"Preparative Column Selection Guide"**.

|   |                    |                    | Lab scale |      |      |      |      |       |        | Production scale |                 |
|---|--------------------|--------------------|-----------|------|------|------|------|-------|--------|------------------|-----------------|
| Column Inner diameter [mm ID]   |                    |                    | 4.6       | 10   | 20   | 30   | 50   | 100   | 200    | 500              | 1,000           |
| Cross sectional area ratio  |                    |                    | 1.0       | 4.7  | 19   | 42   | 118  | 473   | 1,890  | 11,800           | 47,300          |
| Example of calculation  |                    | Flow rate [ml/min] | 0.5       | 2.4  | 9.5  | 21   | 60   | 235   | 950    | 6,000 (6 L)      | 24,000 (24 L)   |
|   |                    |                    | 1.0       | 4.7  | 19   | 42   | 120  | 470   | 1,900  | 12,000 (12 L)    | 47,000 (47 L)   |
|   |                    | Loading [mg]       | 5         | 25   | 100  | 220  | 600  | 2,500 | 10,000 | 60,000 (60 g)    | 240,000 (240 g) |
| <div><div>HIGH</div><div>Column efficiency, Pressure, Costs</div><div>LOW</div></div> | Particle size [μm] | 5                  | ++++      | ++++ | ++++ | ++++ | ++   | +     | +      |                  |                 |
|   |                    | 10                 | ++        | ++++ | ++++ | ++++ | ++++ | ++    | ++     | ++               | ++              |
|   |                    | 10–20              | +         | ++   | ++   | ++   | +++  | +++   | +++    | ++               | ++              |
|   |                    | 15–30              |           | +    | +    | +    | ++   | +++   | +++    | +++              | ++              |
|   |                    | 50~                |           |      |      |      | +    | ++    | ++     | +++              | +++             |

The **"Preparative Column Selection Guide"** will help to select:

+++ Most appropriate, ++ Appropriate, + Depending on purpose

1. the column ID for the required sample loading
2. the particle size for optimum efficiency
3. the column length for the necessary resolution

## Scale-Up

### The YMC Scale-Up is defined by 4 steps:

#### 1. Analytical Scale: Method Development

Determine separation conditions by using analytical columns packed with different stationary phases and various conditions.

**2. Study the preparative scale.** Select the particle size of the packing material and the inner diameter of column appropriate for the sample volume.

**3. Optimise the separation conditions** and perform loadability studies using analytical columns with inner diameter of 4.6 mm or 6.0 mm packed with the packing material selected for the preparative separation (scout column). If the particle size of the packing material is the same as in the Step 1, this process can be omitted. If the preparative column is more than 100 mm ID, it is advisable to insert another step with a scout column of 20 mm ID in order to accurately predict loadability and calculate the running costs.

**4. Proceed with the preparative separation** with scale-up of chromatographic parameters such as flow rate/ column ID/ sample load as necessary. From all the given steps above the most demanding step will be the scale-up of the chromatographic parameters in order to meet the preparative demands. There are a number of scalable parameters: flow rate, column ID, sample load, tubing ID, sample injection concentration, volume of sample loop, consumption of solvent, dead volume, fraction mass, size of the detector cell.

# YMC Order Guide

The product listing at the end of each chapter represent commonly used standard column dimension. In order to identify any specific product version and part number, please see the example and the table below.

## Full listing of all chemistries and dimensions

| Gel Code              |           |                |    |                |   |                    |    | Hardware Code |    |                     |    |   |           |
|-----------------------|-----------|----------------|----|----------------|---|--------------------|----|---------------|----|---------------------|----|---|-----------|
| Chemistry code        |           | Pore size [mm] |    | Particle shape |   | Particle size [μm] |    | Length [mm]   |    | Inner diameter [mm] |    | Column type                                 |           |
| YMC Carotenoid        | CT        | 6              | 06 | spherical      | S | 1.9                | P9 | 5             | E5 | 0.075               | E8 | Parker type                                 | PTH       |
| <b>YMC-Triart C18</b> | <b>TA</b> | 8              | 08 |                |   | 2.0                | 02 | 10            | 01 | 0.1                 | F0 | <b>Parker type UHPLC</b>                    | <b>PT</b> |
| YMC-Triart Bio C18    | TA        | 12             | 12 |                |   | 2.3                | Q3 | 20            | 02 | 0.3                 | H0 | Parker type metal-free                      | PTP       |
| YMC-Triart C18 ExRS   | TAR       | 16             | 16 |                |   | 2.7                | Q7 | 30            | 03 | 0.5                 | J0 | Quick Seal                                  | QT        |
| YMC-Pack Pro C18      | AS        | 20             | 20 |                |   | 3.0                | 03 | 33            | H3 | 1.0                 | 01 | Quick Seal cartridge                        | QC        |
| YMC-Pack Pro C18 RS   | RS        | 25             | 25 |                |   | 4.0                | 04 | 50            | 05 | 2.0                 | 02 | Biocompatible PEEK                          | WP        |
| Hydrosphere C18       | HS        | 30             | 30 |                |   | 5.0                | 05 | 75            | L5 | 2.1                 | Q1 | Waters type                                 | WT        |
| Meteoric Core C18     | CAS       | 100            | A0 |                |   | 6.0                | 06 | 100           | 10 | 3.0                 | 03 | Analytical guard cartridges                 | GC        |
| Meteoric Core C18 BIO | CAW       | proprietary    | 99 |                |   | 10                 | 11 | 125           | R5 | 4.0                 | 04 | Capillary 1/16"                             | AU        |
| YMC-Pack ODS-A        | AA        | non-porous     | 00 |                |   | 15                 | 16 | 150           | 15 | 4.6                 | 46 | Capillary 1/32"                             | RU        |
| YMC-Pack ODS-AM       | AM        |                |    |                |   | 20                 | 21 | 250           | 25 | 6.0                 | 06 | Actus semi prep. 20/30 mm ID                | WX        |
| YMC-Pack ODS-AQ       | AQ        |                |    |                |   | 30                 | 30 | 300           | 30 | 8.0                 | 08 | Actus semi prep. 50 mm ID, 1/8"             | DX        |
| YMC-Pack ODS-AL       | AL        |                |    |                |   | 50                 | 50 | 500           | 50 | 10                  | 10 | Actus semi prep. 50 mm ID, 1/16"            | AX        |
| J'sphere ODS-H80      | JH        |                |    |                |   | 60                 | 60 |               |    | 20                  | 20 | Semi prep. 10 mm ID/ UHPLC guard cartridges | CC        |
| J'sphere ODS-M80      | JM        |                |    |                |   | 75                 | 75 |               |    | 30                  | 30 | Semi prep. guard cartridge 20/30 mm ID      | CCN       |
| J'sphere ODS-L80      | JL        |                |    |                |   |                    |    |               |    | 50                  | 53 | Semi prep. guard                            | WTG       |
| YMC-Pack PAH          | YP        |                |    |                |   |                    |    |               |    |                     |    | Alcyon SFC                                  | WTS       |
| YMC-Pack PolymerC18   | PC        |                |    |                |   |                    |    |               |    |                     |    |   |           |
| YMC-Triart C8         | TO        |                |    |                |   |                    |    |               |    |                     |    |   |           |
| YMC-Pack Pro C8       | OS        |                |    |                |   |                    |    |               |    |                     |    |   |           |
| Meteoric Core C8      | COS       |                |    |                |   |                    |    |               |    |                     |    |   |           |
| YMC-Pack C8           | OC        |                |    |                |   |                    |    |               |    |                     |    |   |           |
| YMCbasic              | BA        |                |    |                |   |                    |    |               |    |                     |    |   |           |
| YMC-Triart Phenyl     | TPH       |                |    |                |   |                    |    |               |    |                     |    |   |           |
| YMC-Pack Ph (Phenyl)  | PH        |                |    |                |   |                    |    |               |    |                     |    |   |           |
| YMC-Triart PFP        | TPF       |                |    |                |   |                    |    |               |    |                     |    |   |           |
| YMC-Triart Bio C4     | TB        |                |    |                |   |                    |    |               |    |                     |    |   |           |
| YMC-Pack Pro C4       | BS        |                |    |                |   |                    |    |               |    |                     |    |   |           |
| YMC-Pack C4           | BU        |                |    |                |   |                    |    |               |    |                     |    |   |           |
| YMC-Pack Protein-RP   | PR        |                |    |                |   |                    |    |               |    |                     |    |   |           |
| YMC-Pack TMS (C1)     | TM        |                |    |                |   |                    |    |               |    |                     |    |   |           |

## Example

|                |    |       |    |           |   |        |    |       |    |        |    |                   |    |
|----------------|----|-------|----|-----------|---|--------|----|-------|----|--------|----|-------------------|----|
| YMC-Triart C18 |    | 12 nm |    | Spherical |   | 1.9 μm |    | 50 mm |    | 2.0 mm |    | Parker Type UHPLC |    |
|                | TA |       | 12 |           | S |        | P9 |       | 05 |        | 02 |                   | PT |

Your part number: **TA12SP9-0502PT** (Example)

# YMC Order Guide

## Full listing of all chemistries and dimensions

| Gel Code   |     |                |    |                |   |                    |    | Hardware Code |    |                     |    |  |     |
|--|-----|----------------|----|----------------|---|--------------------|----|---------------|----|---------------------|----|--|-----|
| Chemistry code                                   |     | Pore size [mm] |    | Particle shape |   | Particle size [μm] |    | Length [mm]   |    | Inner diameter [mm] |    | Column type                                    |     |
| YMC-Pack PVA-Sil                                 | PV  | 6              | 06 | spherical      | S | 1.9                | P9 | 5             | E5 | 0.075               | E8 | Parker type                                    | PTH |
| YMC-Pack Polyamine II                            | PB  | 8              | 08 |                |   | 2.0                | 02 | 10            | 01 | 0.1                 | F0 | Parker type UHPLC                              | PT  |
| YMC-Pack NH <sub>2</sub> (Amino)                 | NH  | 12             | 12 |                |   | 2.3                | Q3 | 20            | 02 | 0.3                 | H0 | Parker type metal-free                         | PTP |
| YMC-Pack CN                                      | CN  | 16             | 16 |                |   | 2.7                | Q7 | 30            | 03 | 0.5                 | J0 | Quick Seal                                     | QT  |
| YMC-Triart Diol-HILIC/<br>YMC-Triart Diol (SFC)* | TDH | 20             | 20 |                |   | 3.0                | 03 | 33            | H3 | 1.0                 | 01 | Quick Seal cartridge                           | QC  |
| YMC-Triart SIL (SFC)                             | TS  | 25             | 25 |                |   | 4.0                | 04 | 50            | 05 | 2.0                 | 02 | Biocompatible PEEK                             | WP  |
| YMC-Pack Diol NP                                 | DN  | 30             | 30 |                |   | 5.0                | 05 | 75            | L5 | 2.1                 | Q1 | Waters type                                    | WT  |
| YMC-Pack SIL                                     | SL  | 100            | A0 |                |   | 6.0                | 06 | 100           | 10 | 3.0                 | 03 | Analytical guard cartridges                    | GC  |
| CHIRAL ART Amylose-C                             | KAN | proprietary    | 99 |                |   | 10                 | 11 | 125           | R5 | 4.0                 | 04 | Capillary 1/16"                                | AU  |
| CHIRAL ART Amylose-C Neo                         | KBN | non-porous     | 00 |                |   | 15                 | 16 | 150           | 15 | 4.6                 | 46 | Capillary 1/32"                                | RU  |
| CHIRAL ART Cellulose-C                           | KCN |                |    |                |   | 20                 | 21 | 250           | 25 | 6.0                 | 06 | Actus semi prep.<br>20/30 mm ID                | WX  |
| CHIRAL ART Amylose-SA                            | KSA |                |    |                |   | 30                 | 30 | 300           | 30 | 8.0                 | 08 | Actus semi prep.<br>50 mm ID, 1/8"             | DX  |
| CHIRAL ART Cellulose-SB                          | KSB |                |    |                |   | 50                 | 50 | 500           | 50 | 10                  | 10 | Actus semi prep.<br>50 mm ID, 1/16"            | AX  |
| CHIRAL ART Cellulose-SC                          | KSC |                |    |                |   | 60                 | 60 |               |    | 20                  | 20 | Semi prep. 10 mm ID/<br>UHPLC guard cartridges | CC  |
| CHIRAL ART Cellulose-SJ                          | KSJ |                |    |                |   | 75                 | 75 |               |    | 30                  | 30 | Semi prep. guard cartridge<br>20/30 mm ID      | CCN |
| CHIRAL ART Cellulose-SZ                          | KSZ |                |    |                |   |                    |    |               |    | 50                  | 53 | Semi prep. guard                               | WTG |
| YMC Chiral NEA (R) (NP)                          | CR  |                |    |                |   |                    |    |               |    |                     |    | Alcyon SFC                                     | WTS |
| YMC Chiral NEA (S) (NP)                          | CS  |                |    |                |   |                    |    |               |    |                     |    |  |     |
| YMC Chiral NEA (R) (RP)                          | NR  |                |    |                |   |                    |    |               |    |                     |    |  |     |
| YMC Chiral NEA (S) (RP)                          | NS  |                |    |                |   |                    |    |               |    |                     |    |  |     |
| YMC Chiral CD BR                                 | DA  |                |    |                |   |                    |    |               |    |                     |    |  |     |
| YMC Chiral CD BR                                 | DB  |                |    |                |   |                    |    |               |    |                     |    |  |     |
| YMC Chiral CD BR                                 | DG  |                |    |                |   |                    |    |               |    |                     |    |  |     |
| YMC-Pack Diol (SEC)                              | DL  |                |    |                |   |                    |    |               |    |                     |    |  |     |
| YMC-SEC MAB                                      | DLM |                |    |                |   |                    |    |               |    |                     |    |  |     |
| BioPro IEX QA                                    | QA  |                |    |                |   |                    |    |               |    |                     |    |  |     |
| BioPro IEX SP                                    | SP  |                |    |                |   |                    |    |               |    |                     |    |  |     |
| BioPro IEX QF                                    | QF  |                |    |                |   |                    |    |               |    |                     |    |  |     |
| BioPro IEX SF                                    | SF  |                |    |                |   |                    |    |               |    |                     |    |  |     |
| BioPro HIC HT                                    | BHH |                |    |                |   |                    |    |               |    |                     |    |  |     |
| BioPro HIC BF                                    | BHB |                |    |                |   |                    |    |               |    |                     |    |  |     |

\* for YMC-Triart Diol (SFC) add "B" at the end of the part number! Example: TDH12S03-1503PTHB

## Example

|                       |     |             |    |           |   |        |    |        |    |        |    |             |    |
|-----------------------|-----|-------------|----|-----------|---|--------|----|--------|----|--------|----|-------------|----|
| CHIRAL ART Amylose-SA |     | Proprietary |    | Spherical |   | 3.0 μm |    | 150 mm |    | 3.0 mm |    | Waters Type |    |
|                       | KSA |             | 99 |           | S |        | 03 |        | 15 |        | 03 |             | WT |

Your part number: **KSA99S03-1503WT** (Example)



# YMC Application Database

## Application Search

In order to get full access to more than 900 YMC applications please visit our homepage [www.ymc.de/applications.html](http://www.ymc.de/applications.html), where you can easily search for substances, columns, separation modes, etc.

YMC Application Search / Filter

Compound name/product code

Substance:  Classification:

Column:  Separation mode:  Particle:  Pore:

Length:  ID:

➤ [www.ymc.de/applications.html](http://www.ymc.de/applications.html)

**The following brands or trademarks are the property of the listed company and/or its subsidiaries. Every effort has been taken to ensure this list is accurate at the time of printing this brochure.**

Acquity UPLC BEH, Cortecs, Symmetry are trademarks of Waters Corp.

Ascentis Express is a trademark of Sigma-Aldrich/Merck Millipore.

Kinetex is a trademark of Phenomenex, Inc.

Intertsil ODS-3V, Intertsil ODS-3 and Inertsil C8-3 are trademarks of GL Sciences, Inc.

ReproSil-Pur C18-AQ is a trademark of Dr. Maisch GmbH.

Zorbax Eclipse (Plus) and Zorbax Eclipse XDB-C18 are trademarks of Agilent Technologies, Inc.

**YMC Europe GmbH**

Schöttmannshof 19  
D-46539 Dinslaken  
Germany  
Phone +49(0)2064/427-0, Fax +49(0)2064/427-222  
[www.ymc.de](http://www.ymc.de)

**YMC Schweiz GmbH**

Im Wasenboden 8  
4056 Basel  
Switzerland  
Phone + 41 61 561 80 50, Fax + 41 61 561 80 59  
[www.ymc-schweiz.ch](http://www.ymc-schweiz.ch)

**YMC CO., LTD.**

YMC Karasuma-Gojo Bld. 284 Daigo-cho,  
Karasuma Nishiiru Gojo-dori Shimogyo-ku,  
Kyoto 600-8106 Japan  
Phone +81(0)75-342-4515, Fax +81(0)75-342-4550  
[www.ymc.co.jp](http://www.ymc.co.jp)